



US00D546046S

(12) **United States Design Patent** (10) **Patent No.:** **US D546,046 S**
Schoenborn et al. (45) **Date of Patent:** **** Jul. 10, 2007**

(54) **FOOTWEAR UPPER**

(75) Inventors: **Mary L. Schoenborn**, Rockford, MI (US); **Grant A. Urie**, Shelburne, VT (US)

(73) Assignee: **Wolverine World Wide, Inc.**, Rockford, MI (US)

(**) Term: **14 Years**

(21) Appl. No.: **29/260,018**

(22) Filed: **May 18, 2006**

(51) **LOC (8) Cl.** **02-99**

(52) **U.S. Cl.** **D2/969**

(58) **Field of Classification Search** D2/902, D2/903, 906-908, 943, 944, 969; 36/45, 36/50.1, 77 M, 77 R, 83, 88, 113, 114, 126-131
See application file for complete search history.

(56) **References Cited**

U.S. PATENT DOCUMENTS

D421,330 S	3/2000	Lavertue et al.	
D437,677 S	2/2001	Matis et al.	
D444,936 S	7/2001	Matis et al.	
D451,663 S	12/2001	Haas	
D455,003 S	4/2002	Rogers et al.	
D461,301 S	8/2002	Urie	
D461,949 S	8/2002	Urie et al.	
D470,302 S *	2/2003	Wilson	D2/975
D486,628 S	2/2004	Le et al.	
D487,620 S	3/2004	Robbins	
D500,403 S	1/2005	Belley et al.	
D501,297 S *	2/2005	Belley et al.	D2/969
D504,010 S	4/2005	Le et al.	
D504,214 S *	4/2005	Schoenborn et al.	D2/969
D504,557 S	5/2005	Bandini et al.	

D504,558 S	5/2005	Le et al.	
D506,601 S *	6/2005	Bandini et al.	D2/969
D514,792 S *	2/2006	Ardissono	D2/969
D517,298 S *	3/2006	James	D2/969
D528,746 S	9/2006	Belley et al.	

OTHER PUBLICATIONS

Merrell Fall 2005 Catalog, pp. 57, 73, 81.
Merrell Spring 2006 Catalog, p. 66.

* cited by examiner

Primary Examiner—Dominic Simone

(74) *Attorney, Agent, or Firm*—Warner Norcross & Judd LLP

(57) **CLAIM**

The ornamental design for footwear upper, as shown and described.

DESCRIPTION

FIG. 1 is a perspective view of the footwear upper embodying the new design;

FIG. 2 is a top view thereof;

FIG. 3 is a right side view thereof;

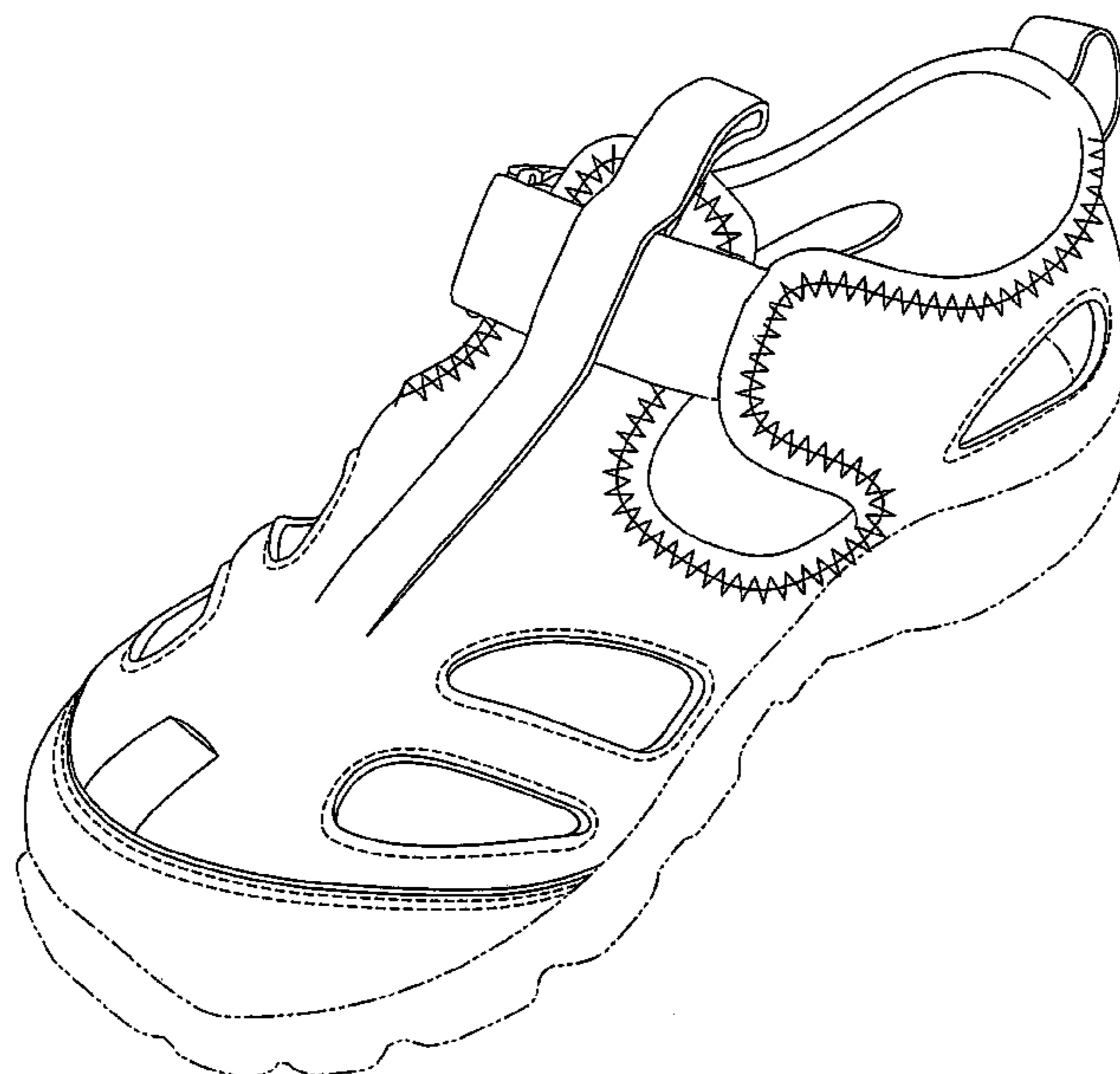
FIG. 4 is a left side view thereof;

FIG. 5 is a front view thereof; and,

FIG. 6 is a rear view thereof.

FIGS. 1-6 show features of an article of footwear in phantom lines. These features are shown for environmental purposes and do not form any part of the claimed design. Further, the phantom lines immediately adjacent the solid-line portions of the design form the boundary of the design, with the phantom lines forming no part of the claimed design.

1 Claim, 4 Drawing Sheets



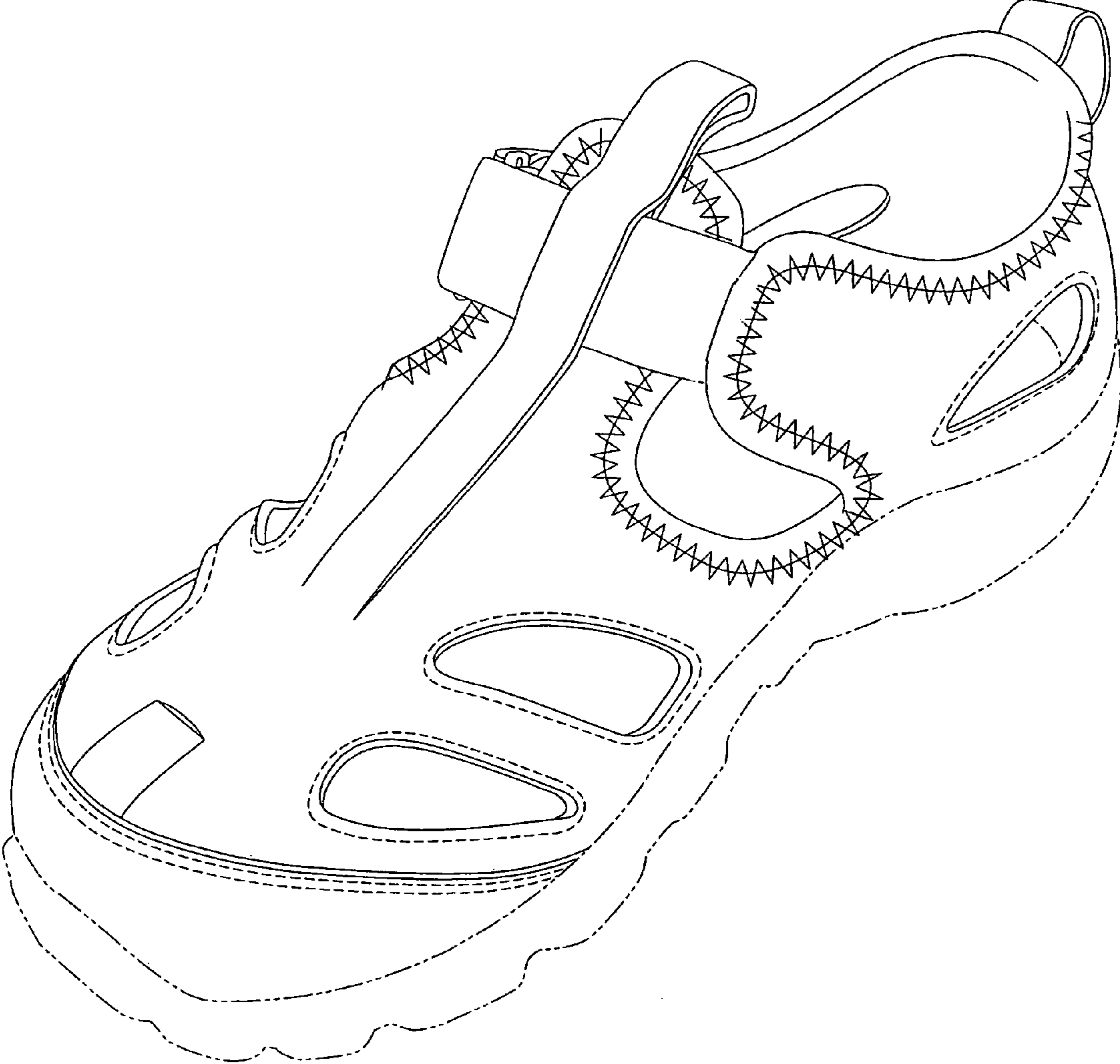


Fig.1

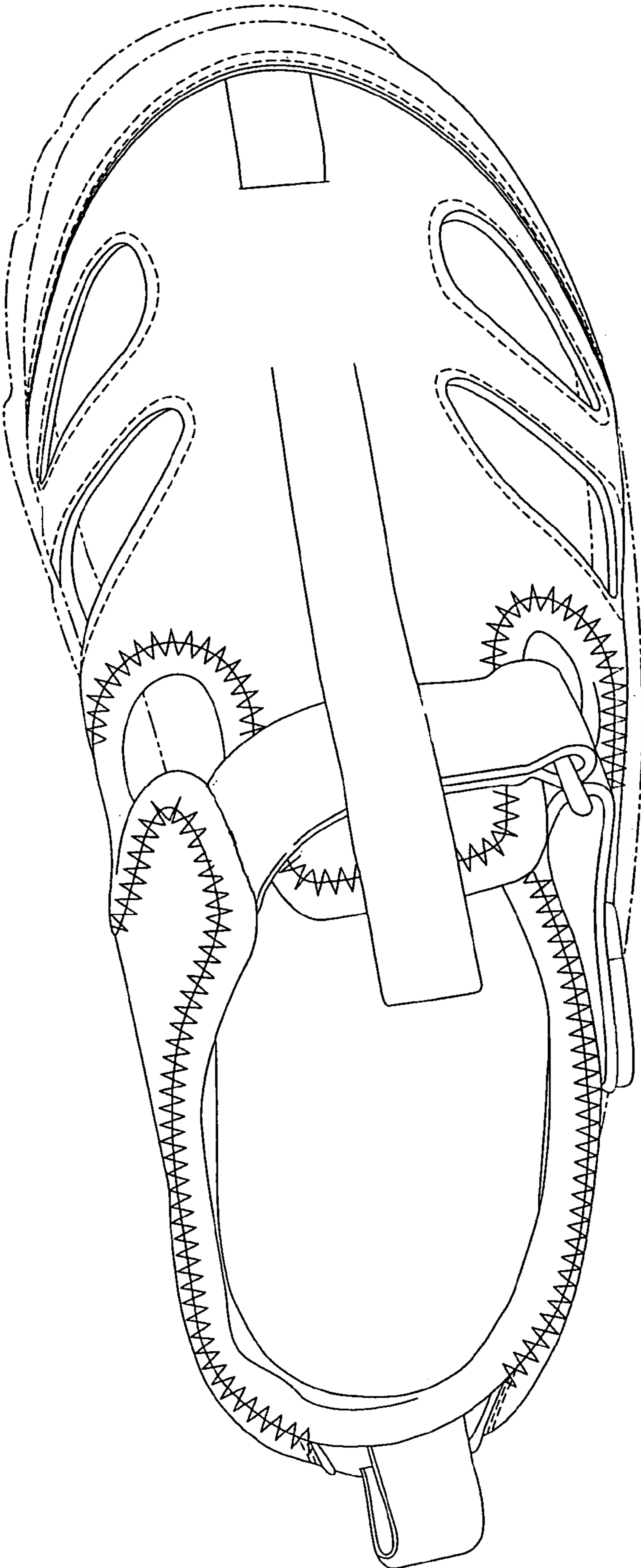


Fig.2

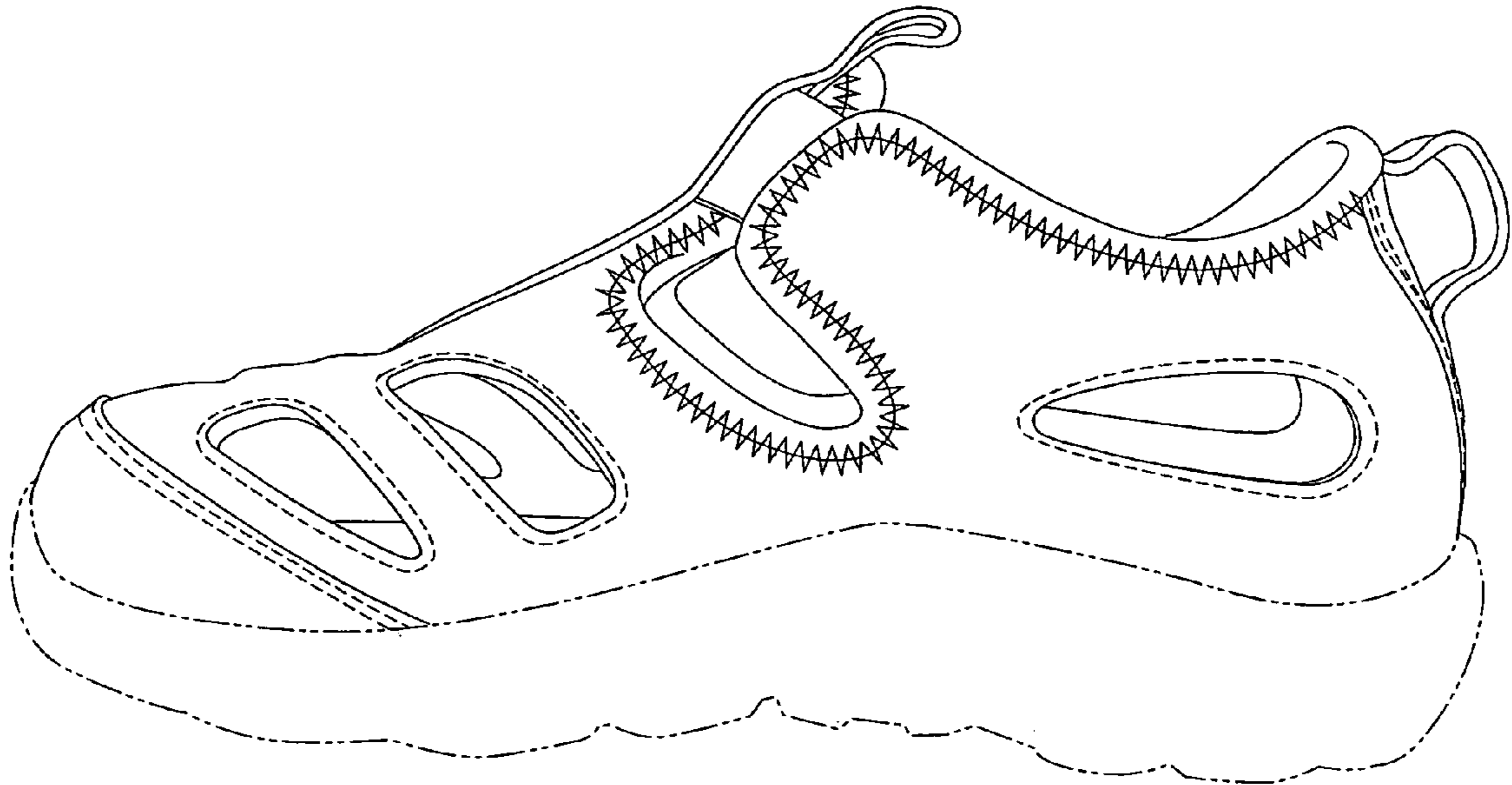


Fig.3




Fig.4

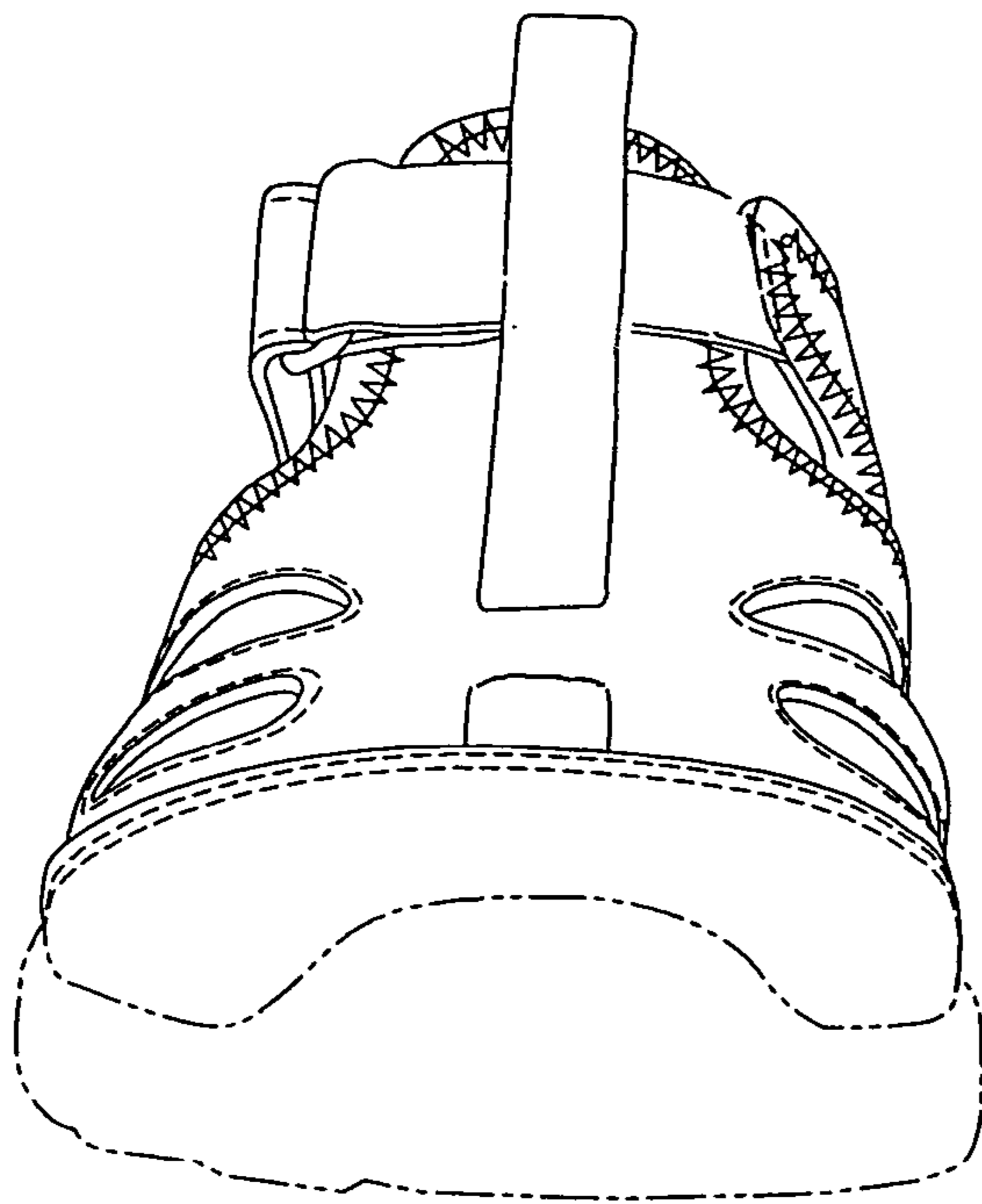


Fig.5

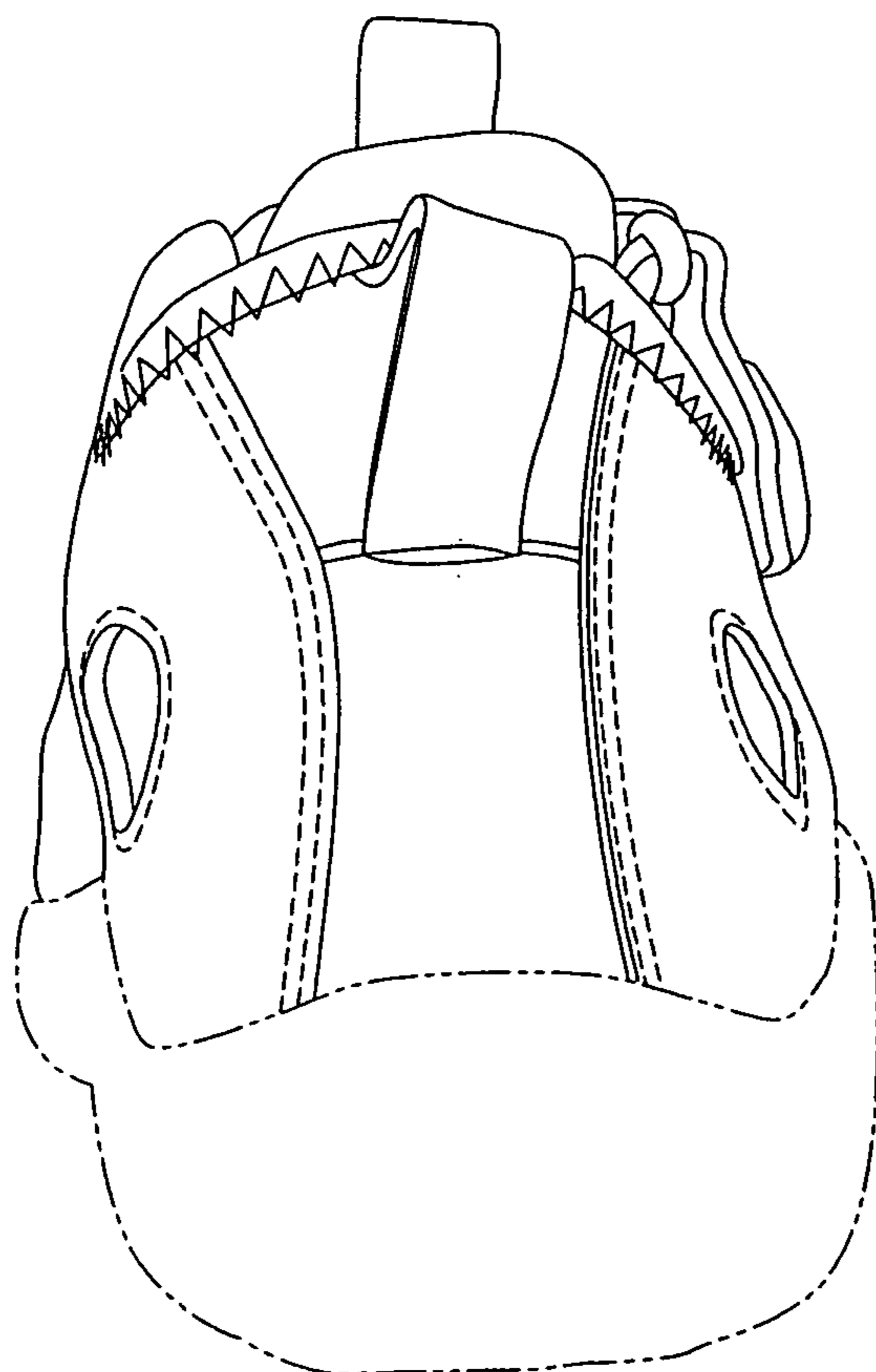


Fig.6