

US00D546043S

(12) **United States Design Patent**  
**Belley et al.**

(10) **Patent No.:** **US D546,043 S**  
(45) **Date of Patent:** **\*\* Jul. 10, 2007**

(54) **FOOTWEAR UPPER**

(75) Inventors: **Manon Belley**, Laval (CA);  
**Annamaria Furlanetto**, Montebelluna  
(IT)

(73) Assignee: **Wolverine World Wide, Inc.**,  
Rockford, MI (US)

(\*\*) Term: **14 Years**

(21) Appl. No.: **29/259,991**

(22) Filed: **May 18, 2006**

(51) **LOC (8) Cl.** ..... **02-99**

(52) **U.S. Cl.** ..... **D2/969**

(58) **Field of Classification Search** ..... D2/902,  
D2/903, 906-908, 943, 944, 969, 972-974;  
36/45, 50.1, 77 M, 77 R, 83, 88, 113, 114,  
36/126-131

See application file for complete search history.

(56) **References Cited**

**U.S. PATENT DOCUMENTS**

D281,115 S	*	10/1985	Campbell et al.	.....	D2/907
D357,573 S	*	4/1995	Ng	.....	D2/969
D362,333 S	*	9/1995	Teague	.....	D2/969
D394,742 S	*	6/1998	Gaudio	.....	D2/969
D421,176 S	*	2/2000	Matis et al.	.....	D2/969
D439,734 S	*	4/2001	Wilson	.....	D2/969
D499,537 S	*	12/2004	Robbins	.....	D2/969
D501,072 S	*	1/2005	Matis et al.	.....	D2/969
D503,268 S	*	3/2005	Belley et al.	.....	D2/969
D504,763 S	*	5/2005	Matis et al.	.....	D2/969
D505,005 S	*	5/2005	Bandini et al.	.....	D2/969
D506,598 S	*	6/2005	Schoenborn et al.	.....	D2/969
D511,883 S	*	11/2005	Matis	.....	D2/969
D514,299 S	*	2/2006	Ardissono et al.	.....	D2/969

D514,784 S	*	2/2006	Matis et al.	.....	D2/969
D514,791 S	*	2/2006	Ardissono et al.	.....	D2/969
D514,792 S	*	2/2006	Ardissono	.....	D2/969
D515,796 S	*	2/2006	Reardon	.....	D2/969
D515,800 S	*	2/2006	Bertholon	.....	D2/972
D532,587 S	*	11/2006	Matis	.....	D2/969

**OTHER PUBLICATIONS**

Merrell Spring 2005 Catalog, pp. 8, 20.

\* cited by examiner

*Primary Examiner*—Dominic Simone

(74) *Attorney, Agent, or Firm*—Warner Norcross & Judd  
LLP

(57) **CLAIM**

The ornamental design for footwear upper, as shown and described.

**DESCRIPTION**

FIG. 1 is a perspective view of the footwear upper embodying the new design;

FIG. 2 is a top view thereof;

FIG. 3 is a right side view thereof;


FIG. 4 is a left side view thereof;

FIG. 5 is a front view thereof; and,

FIG. 6 is a rear view thereof.

FIGS. 1-6 show features of an article of footwear in phantom lines. These features are shown for environmental purposes and do not form any part of the claimed design. Further, the phantom lines immediately adjacent the solid-line portions of the design form the boundary of the design, with the phantom lines forming no part of the claimed design.

**1 Claim, 4 Drawing Sheets**






Fig.1

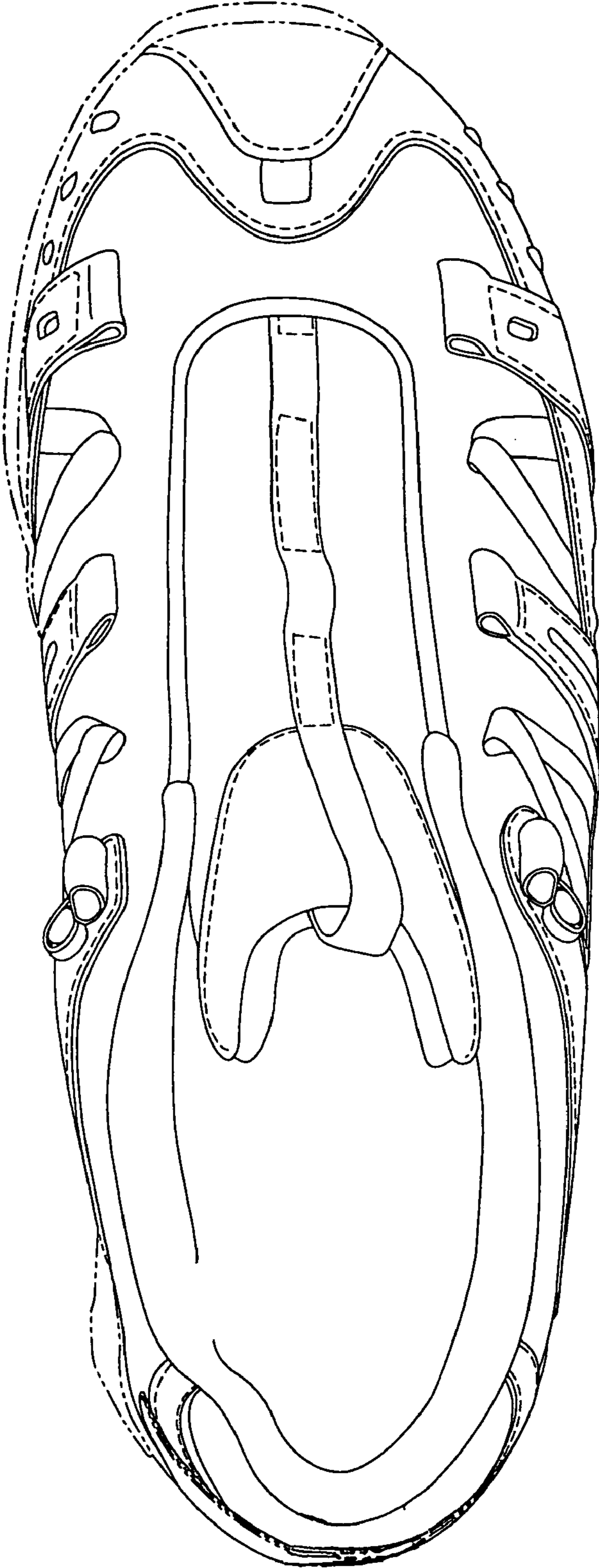


Fig.2






Fig.3




Fig.4



Fig.5

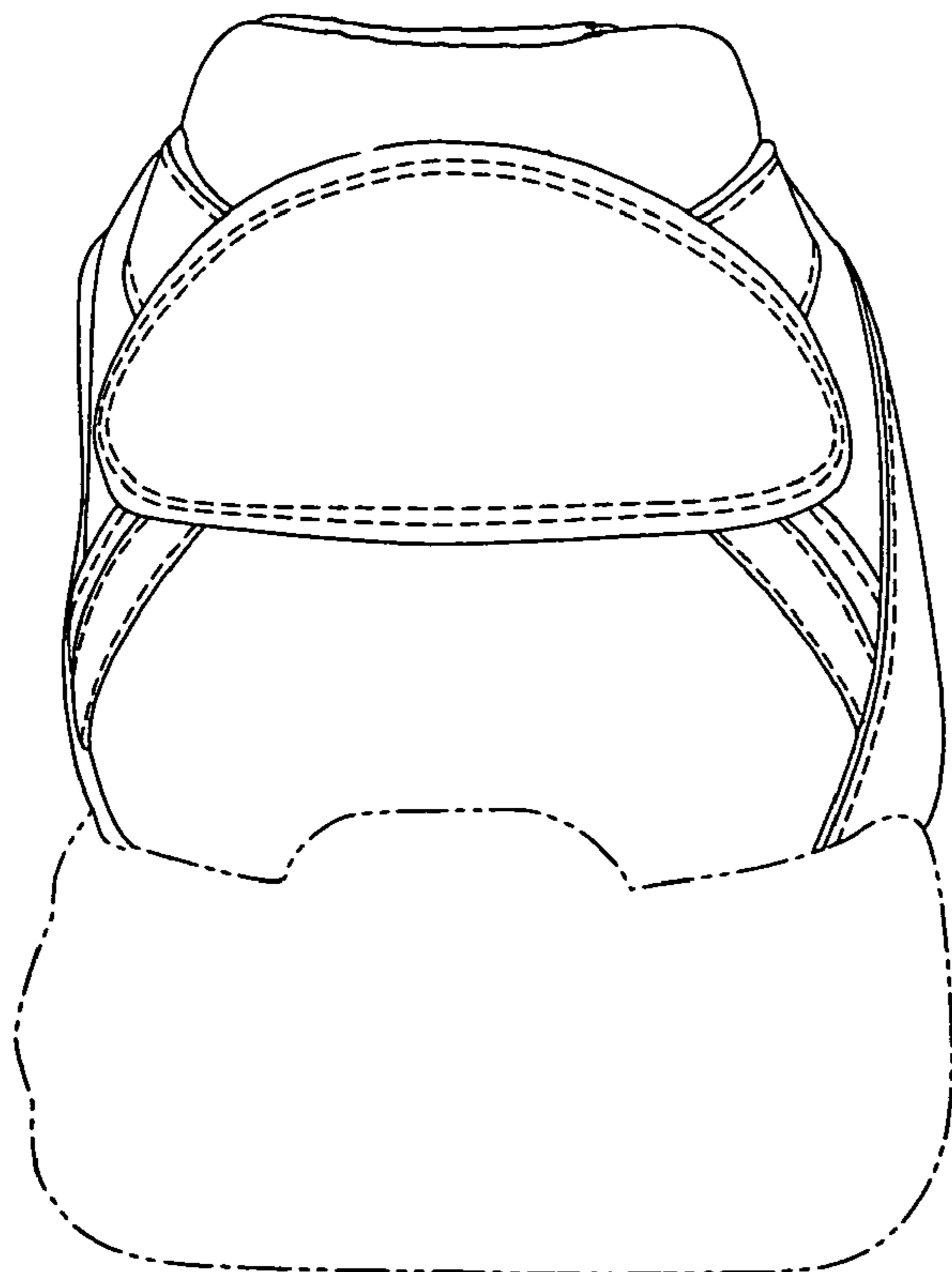


Fig.6