

US00D546035S

(12) **United States Design Patent**
Belley et al.

(10) **Patent No.:** **US D546,035 S**

(45) **Date of Patent:** **** Jul. 10, 2007**

(54) **FOOTWEAR SOLE**

(75) Inventors: **Manon Belley**, Laval (CA); **Grant A. Urie**, Shelburne, VT (US); **Cristian Ardissono**, Montebelluna (IT)

(73) Assignee: **Wolverine World Wide, Inc.**, Rockford, MI (US)

(**) Term: **14 Years**

(21) Appl. No.: **29/231,275**

(22) Filed: **Jun. 2, 2005**

(51) **LOC (8) Cl.** **02-04**

(52) **U.S. Cl.** **D2/956; D2/953; D2/954; D2/960**

(58) **Field of Classification Search** D2/902, D2/906, 908, 916, 947, 951, 953-957, 959-960; 36/3 B, 7.3, 14, 22 R, 24.5, 25 R, 28, 32 R, 36/67 A, 59 C

See application file for complete search history.

(56) **References Cited**

U.S. PATENT DOCUMENTS

D348,147 S *	6/1994	Nakano	D2/960
D348,975 S *	7/1994	Rogers et al.	D2/960
6,076,283 A *	6/2000	Boie	36/59 C
D437,676 S *	2/2001	Ferrer	D2/954
D439,031 S *	3/2001	Matis et al.	D2/959
D458,441 S *	6/2002	Gillespie	D2/957
D465,079 S *	11/2002	Merceron	D2/954
D473,366 S *	4/2003	Hillyer	D2/956
D473,697 S *	4/2003	Gillespie	D2/956
D474,004 S *	5/2003	Kuerbis	D2/953
D487,955 S *	4/2004	Ammon	D2/953
D498,350 S *	11/2004	Recchi	D2/956
D500,399 S *	1/2005	Fuerst	D2/926
D504,758 S *	5/2005	Sonnergren	D2/955
D513,837 S *	1/2006	Carnes	D2/908

D516,781 S *	3/2006	Ardissono et al.	D2/954
D517,786 S *	3/2006	Burg	D2/951
D530,490 S *	10/2006	Sonnergren	D2/956
D530,491 S *	10/2006	Sonnergren	D2/956
D530,893 S *	10/2006	Sonnergren	D2/956
2005/0060914 A1 *	3/2005	Fuerst	36/102

OTHER PUBLICATIONS

Merrell Fall 2000 Catalog, p. 27.

HyTest 1997 Catalog, pp. 64, 65.

* cited by examiner

Primary Examiner—Celia A. Murphy

(74) *Attorney, Agent, or Firm*—Warner Norcross & Judd LLP

(57) **CLAIM**

The ornamental design for footwear sole, as shown and described.

DESCRIPTION

FIG. 1 is a perspective view of the footwear sole embodying the new design;

FIG. 2 is a top plan view thereof;

FIG. 3 is a right side view thereof;

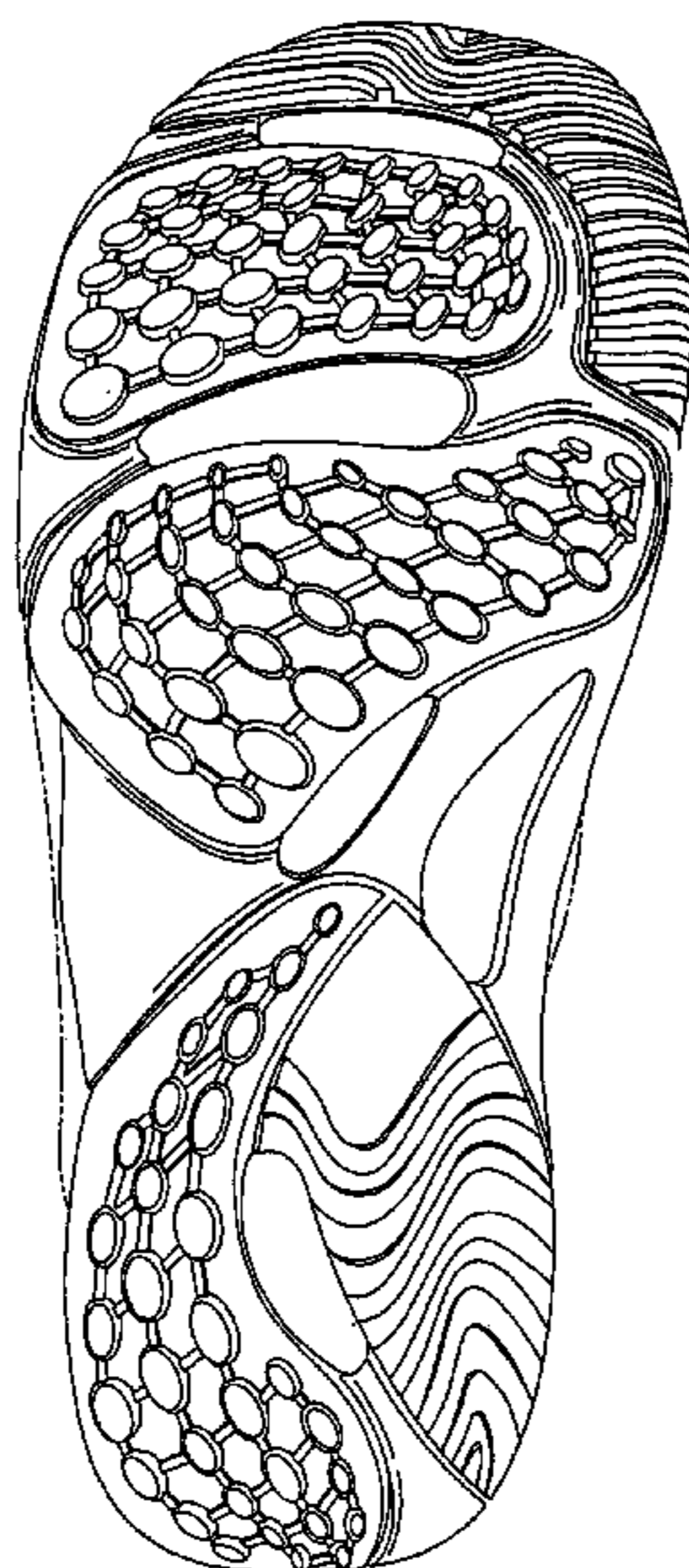
FIG. 4 is a left side view thereof;

FIG. 5 is a front view thereof; and,

FIG. 6 is a rear view thereof.

FIGS. 1-6 show features of an article of footwear in phantom lines. These features are shown for environmental purposes and do not form any part of the claimed design. Further, the phantom lines immediately adjacent the solid-line portions of the design form the boundary of the design, with the phantom lines forming no part of the claimed design.

1 Claim, 4 Drawing Sheets



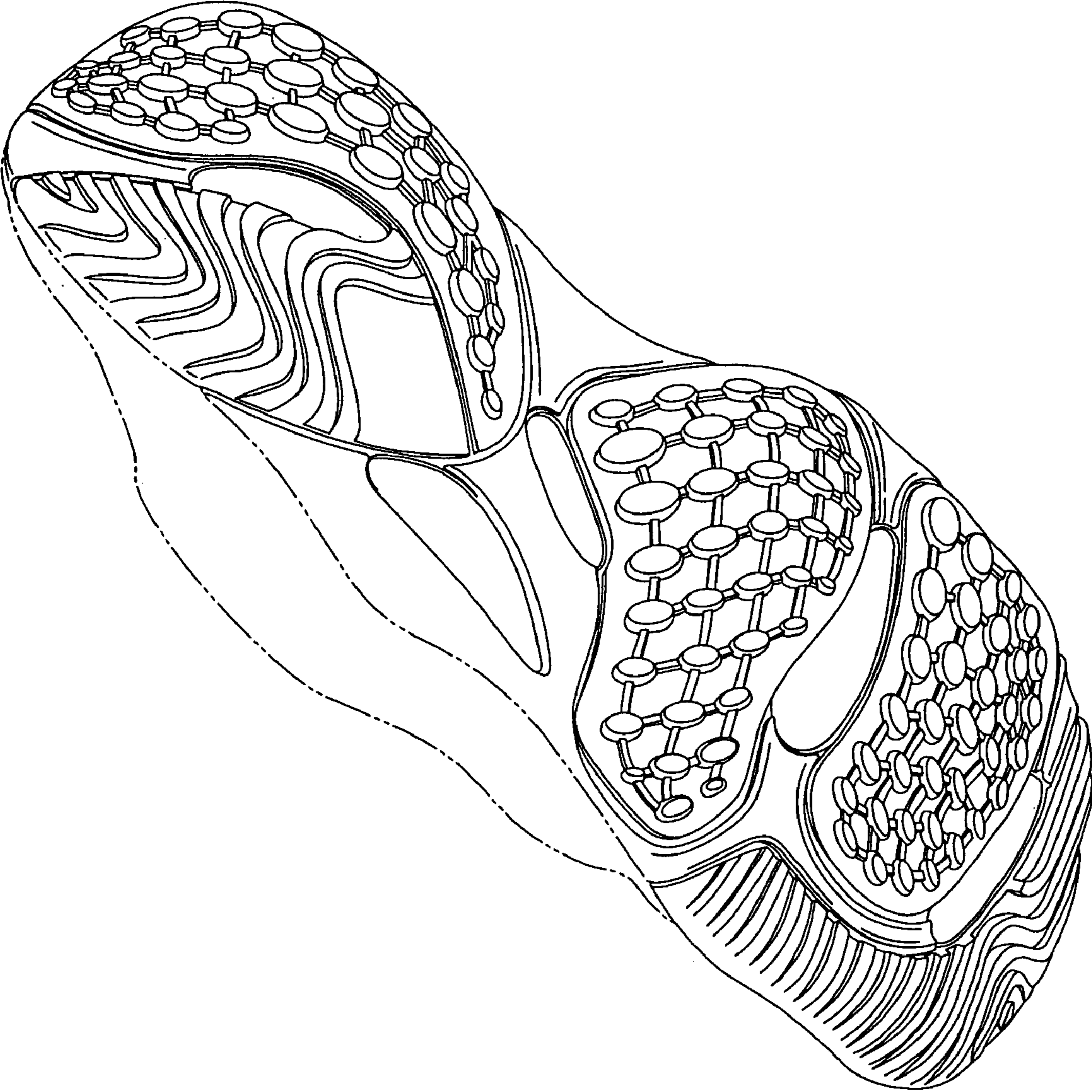


Fig. 1

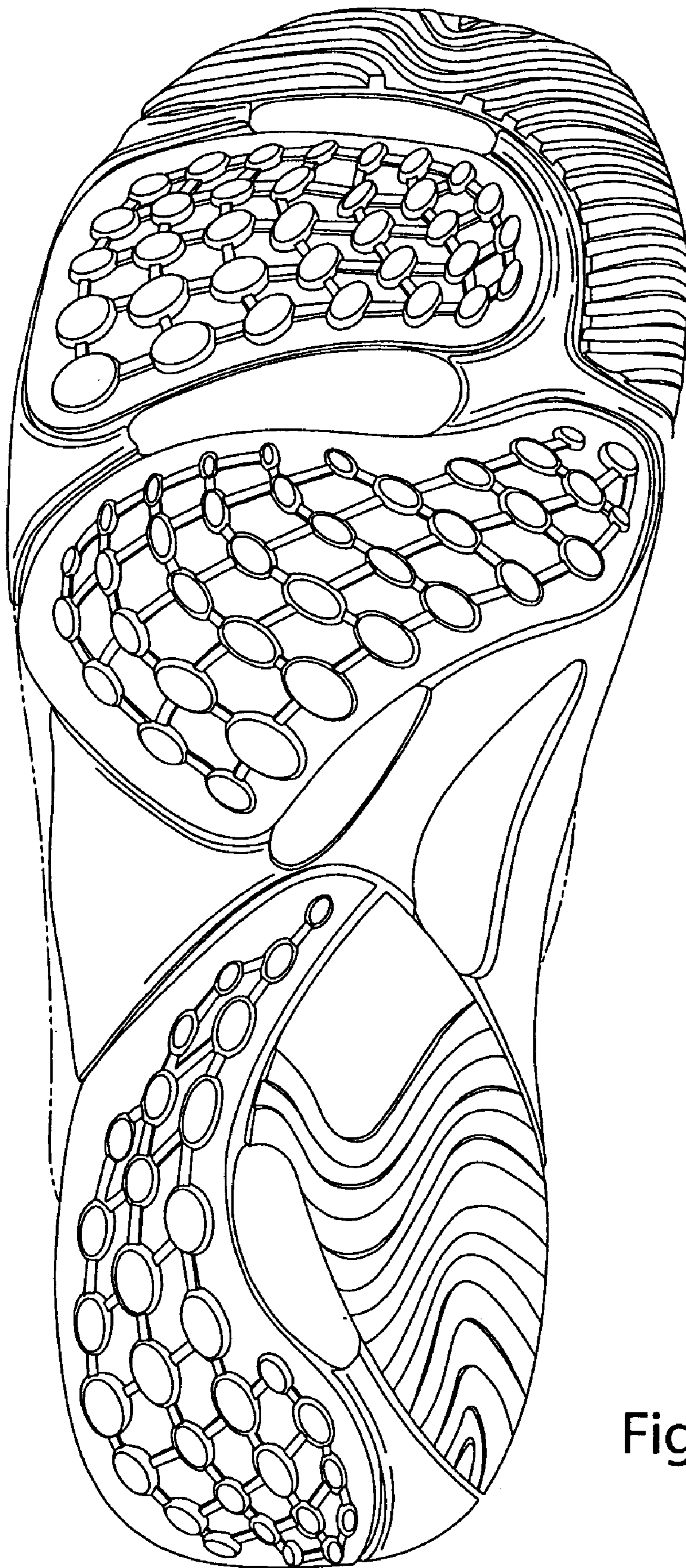


Fig. 2




Fig. 3



Fig. 4

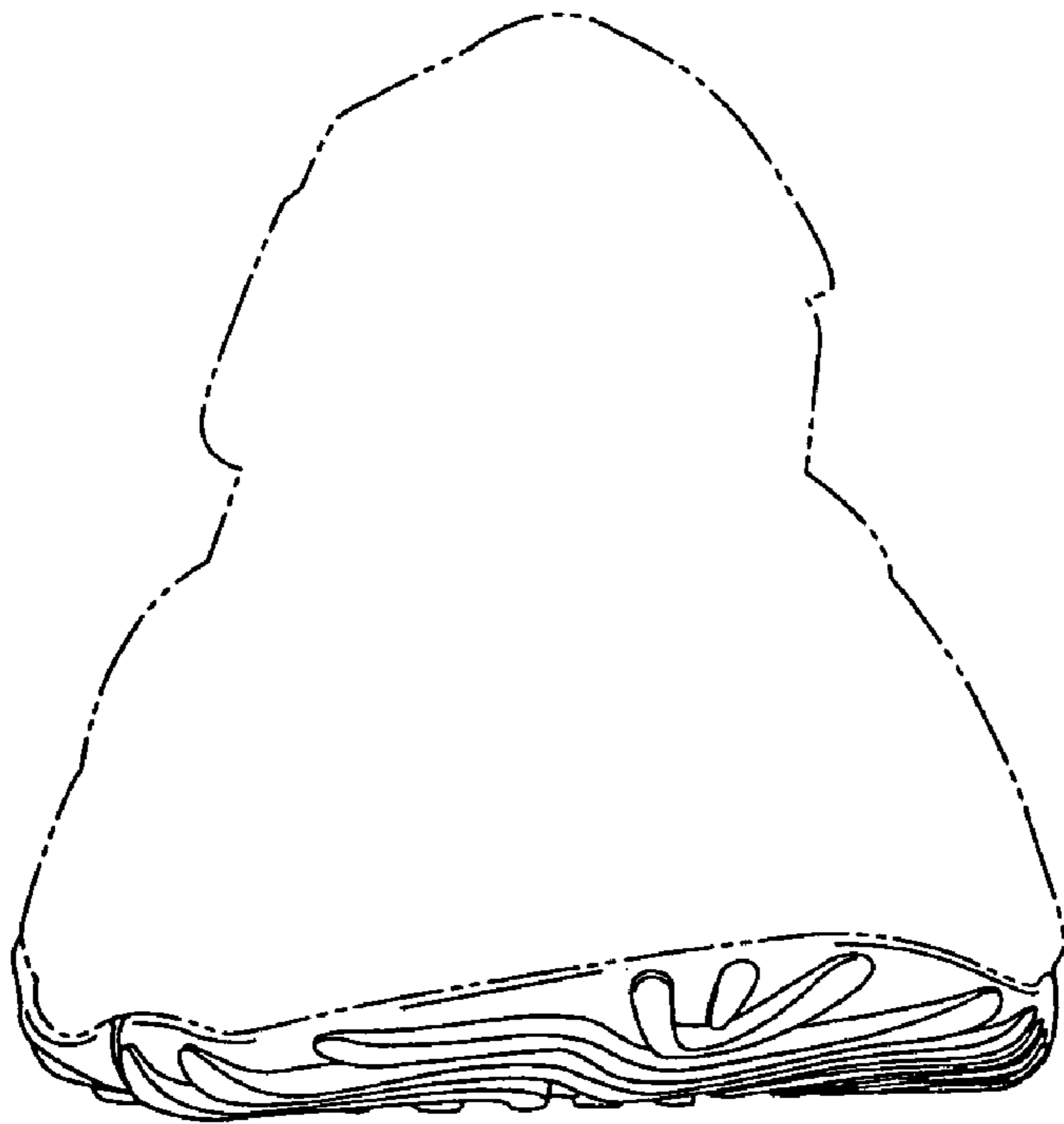


Fig. 5

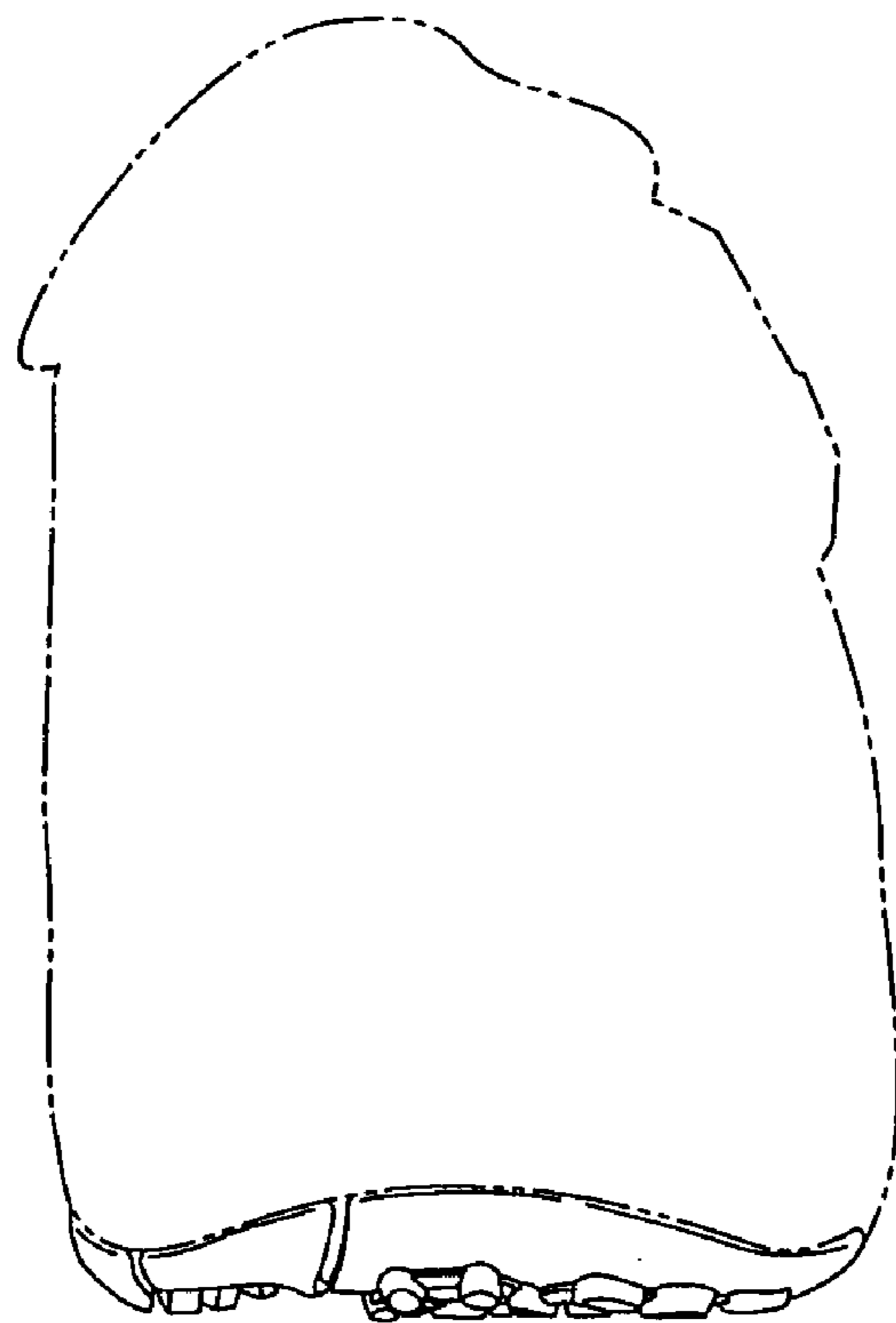


Fig. 6