

US00D546033S

(12) **United States Design Patent** (10) **Patent No.:** **US D546,033 S**
Matis et al. (45) **Date of Patent:** **** Jul. 10, 2007**

(54) **FOOTWEAR SOLE** D507,696 S * 7/2005 Robbins et al. D2/960

(75) Inventors: **Clark A. Matis**, Charlotte, VT (US);
Martin W. F. Dean, St. Albans (GB)

(73) Assignee: **Wolverine World Wide, Inc.**,
Rockford, MI (US)

(**) Term: **14 Years**

(21) Appl. No.: **29/231,245**

(22) Filed: **Jun. 2, 2005**

(51) **LOC (8) Cl.** **02-04**

(52) **U.S. Cl.** **D2/952; 953/957; 953/960**

(58) **Field of Classification Search** D2/902,
D2/906, 908, 916, 947, 951, 953-957, 959-960;
36/3 B, 7.3, 14, 22 R, 24.5, 25 R, 28, 32 R,
36/67 A, 59 C

See application file for complete search history.

(56) **References Cited**

U.S. PATENT DOCUMENTS

D241,586 S	*	9/1976	Sebatik	D2/955
D295,459 S	*	5/1988	Zuidema et al.	D2/954
D317,974 S	*	7/1991	Austin	D2/957
D319,531 S	*	9/1991	Barrett et al.	D2/960
D322,155 S	*	12/1991	Shibasaki et al.	D2/956
D390,348 S	*	2/1998	Meyer et al.	D2/957
D399,345 S	*	10/1998	Koh	D2/960
D405,247 S	*	2/1999	Bouchoms	D2/960
D414,023 S	*	9/1999	Cretinon et al.	D2/957
D437,106 S	*	2/2001	Cagner	D2/952
D469,949 S	*	2/2003	Koo	D2/960
D485,970 S	*	2/2004	Magro	D2/916
D487,955 S	*	4/2004	Ammon	D2/953
D498,904 S	*	11/2004	Lee	D2/953

OTHER PUBLICATIONS

Merrell Spring 2005 Catalog, p. 50.
Merrell Fall 2003 Catalog, p. 17.
Merrell Fall 2001 Catalog, p. 62.
Merrell Fall 2000 Catalog, p. 27.
HyTest 1997 Catalog, pp. 64, 65.

* cited by examiner

Primary Examiner—Celia A. Murphy
(74) *Attorney, Agent, or Firm*—Warner Norcross & Judd
LLP

(57) **CLAIM**

The ornamental design for footwear sole, as shown and described.

DESCRIPTION

FIG. 1 is a perspective view of the footwear sole embodying the new design;

FIG. 2 is a top plan view thereof;

FIG. 3 is a right side view thereof;

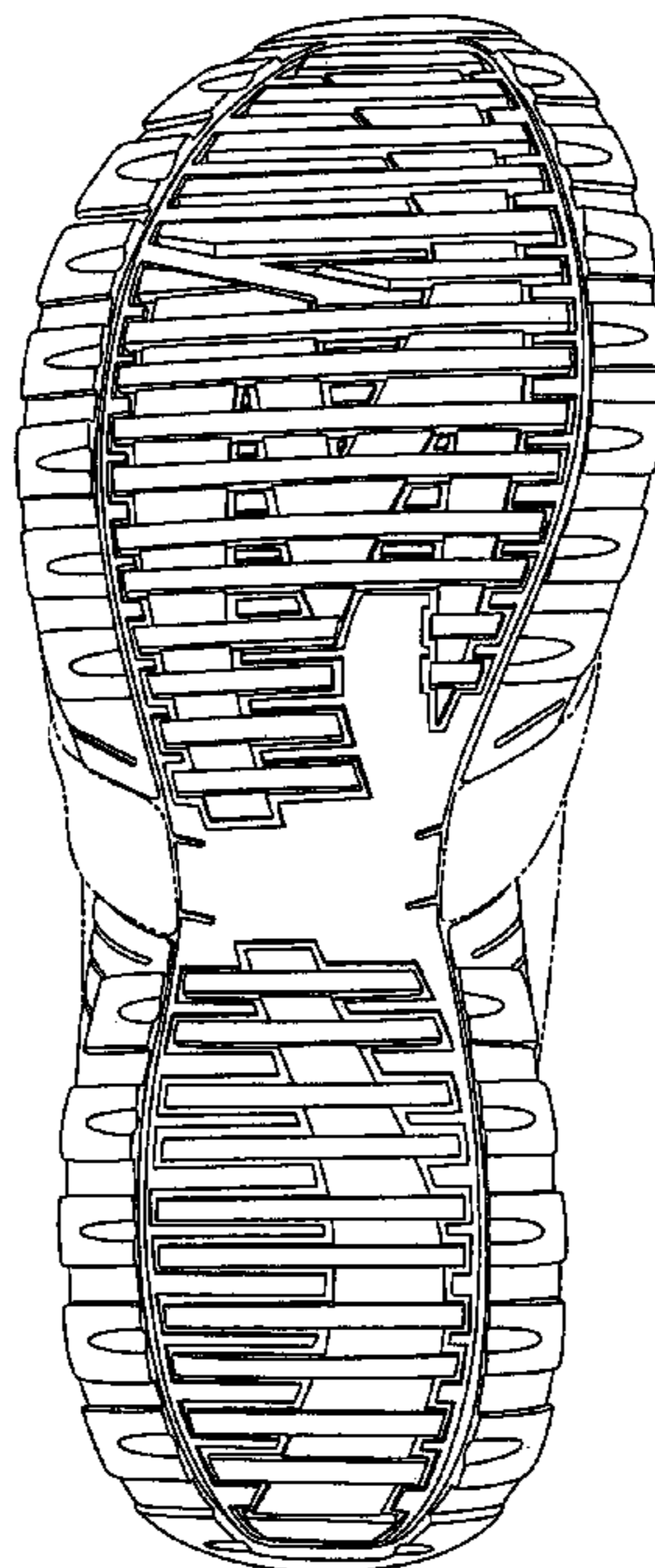
FIG. 4 is a left side view thereof;

FIG. 5 is a front view thereof; and,

FIG. 6 is a rear view thereof.

FIGS. 1-6 show features of an article of footwear in phantom lines. These features are shown for environmental purposes and do not form any part of the claimed design. Further, the phantom lines immediately adjacent the solid-line portions of the design form the boundary of the design, with the phantom lines forming no part of the claimed design.

1 Claim, 4 Drawing Sheets



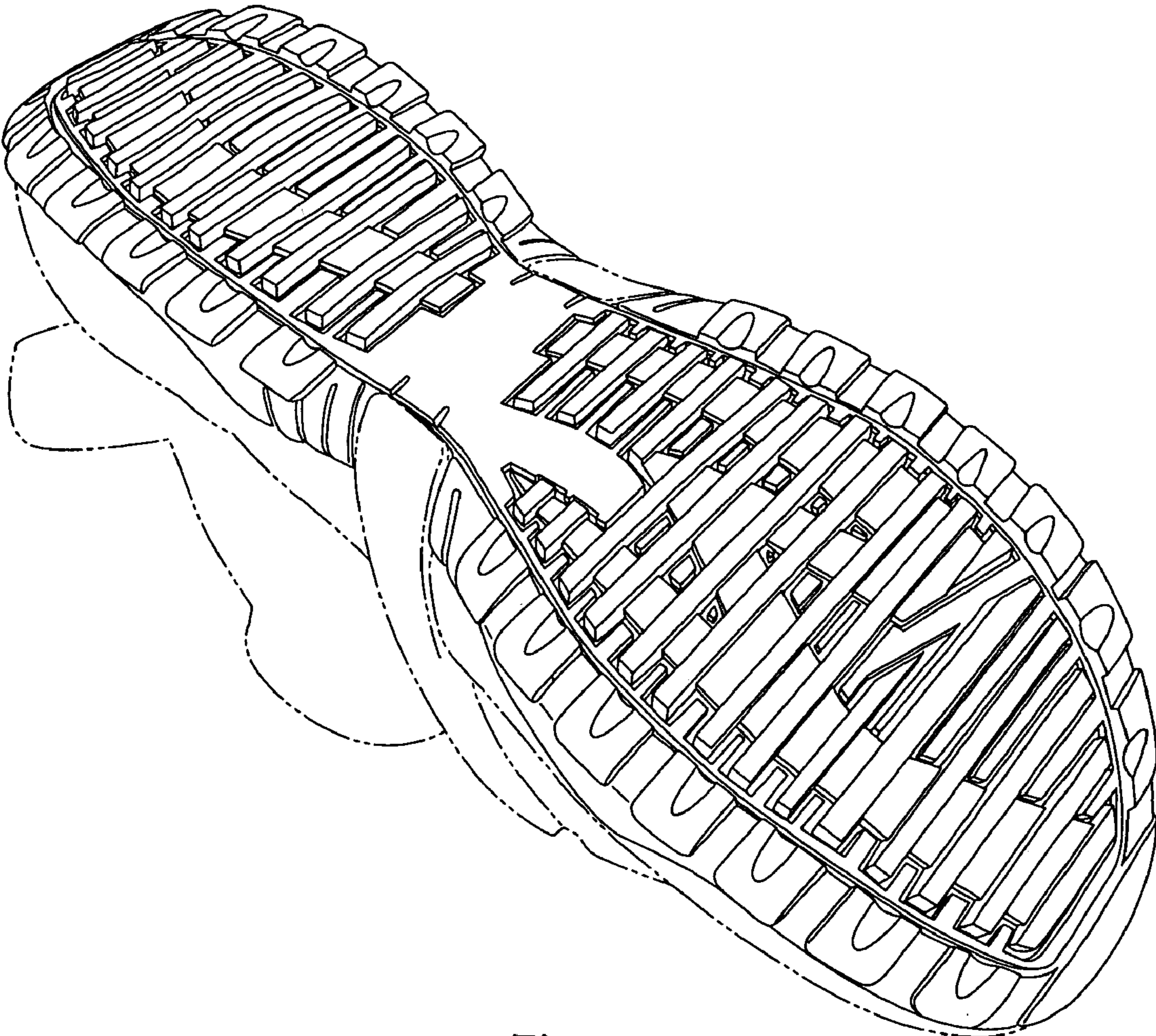


Fig. 1

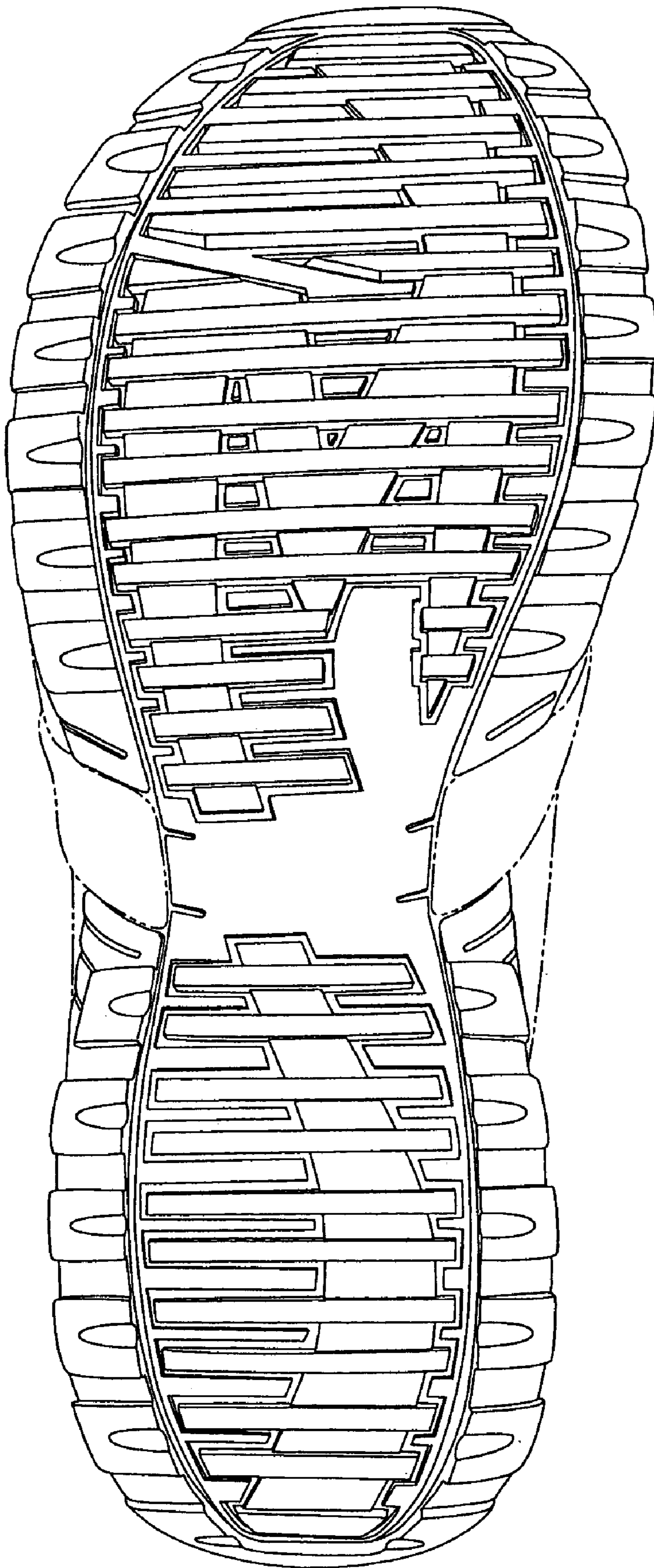


Fig. 2



Fig. 3



Fig. 4

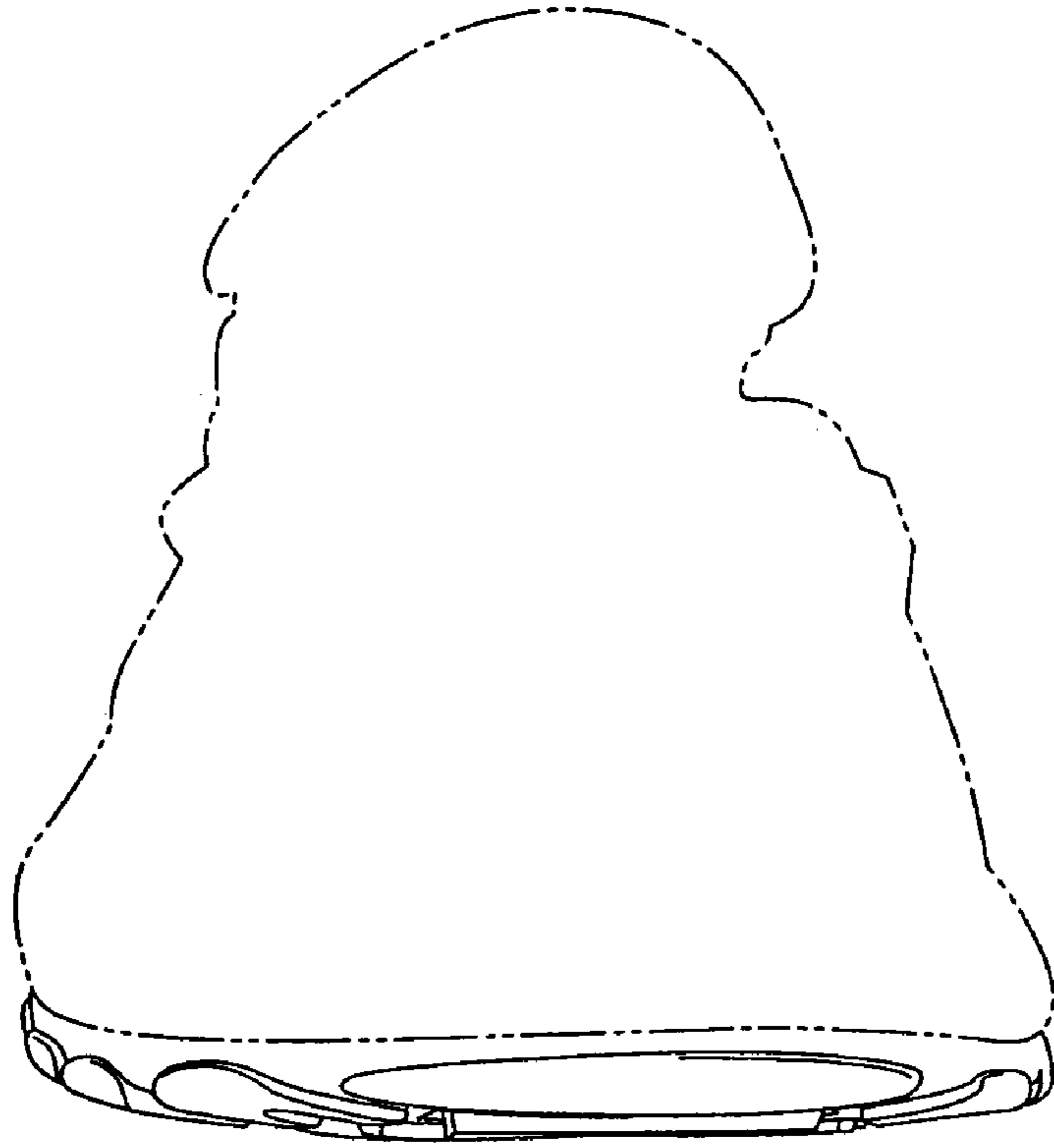


Fig. 5




Fig. 6