



US00D546024S

(12) **United States Design Patent** (10) **Patent No.:** **US D546,024 S**  
**Danelius** (45) **Date of Patent:** **\*\* Jul. 3, 2007**

(54) **SLOT MACHINE BANK**

(75) Inventor: **Darrell Danelius**, Las Vegas, NV (US)

(73) Assignee: **J.J.T., Inc.**, Las Vegas, NV (US)

(\*\*) Term: **14 Years**

(21) Appl. No.: **29/258,161**

(22) Filed: **Apr. 17, 2006**

(51) **LOC (8) Cl.** ..... **99-00**

(52) **U.S. Cl.** ..... **D99/37**

(58) **Field of Classification Search** ..... D99/28,  
D99/37; D20/1-4; D21/370, 483; 463/16,  
463/20; 273/138.1, 138.2, 143 R

See application file for complete search history.

(56) **References Cited**

**U.S. PATENT DOCUMENTS**

D51,658 S *	1/1918	Pruitt	.....	D20/2
D155,339 S *	9/1949	Foster	.....	D99/37
D249,294 S *	9/1978	Housman	.....	D20/1
D272,254 S *	1/1984	Heywood	.....	D21/370
4,721,307 A *	1/1988	Okada	.....	273/143 R
D379,202 S *	5/1997	Takemoto et al.	.....	D21/370
5,695,402 A *	12/1997	Stupak	.....	463/20
5,752,881 A *	5/1998	Inoue	.....	463/20
5,984,782 A *	11/1999	Inoue	.....	463/20
D419,201 S *	1/2000	de Haas	.....	D21/370
6,602,136 B1 *	8/2003	Baerlocher et al.	.....	463/16
D509,256 S *	9/2005	Pierce	.....	D21/370

**OTHER PUBLICATIONS**

antiquet.com™, "Slot Machine Bank", <http://www.antiquet.com/detail/slot-machine-bank,460011.html>; 2 pages; circa Sep. 2004.  
 NevadaMagazine.com, "Jackpot Bank Slot Machine", <http://secure2.edurus.com/giftshop/store.asp?pg=products&specific=jocqepn4>; 1 page; circa Sep. 2004.  
 NPD Direct, "Bonanza Bank Slot Machine/Bank", <http://www.npdirect.com/products/cart07.htm>; 1 page; circa Sep. 2004.  
 Brookstone, "Mega Million Slot™ Machine", [http://www.brookstone.com/shop/product.asp?product\\_code=363218&world\\_code](http://www.brookstone.com/shop/product.asp?product_code=363218&world_code); 2 pages; circa Sep. 2004.

Las Vegas Style Slot Bank—Casino Slot; J.J.T., Inc.; circa Sep. 2004.

Las Vegas Style Slot Bank—One Armed Bandit; J.J.T., Inc.; circa Sep. 2004.

Carol Wright Gifts; Slot Machine with Savings Bank; <http://web.archive.org/web/20040515144403/www.carolwrightgifts.com/index.cfm?page=detail&product=10310563&category=M>; 1 page; May 15, 2004.

\* cited by examiner

*Primary Examiner*—Paula A. Greene

(74) *Attorney, Agent, or Firm*—Weide & Miller, Ltd.

(57) **CLAIM**

The ornamental design for a slot machine bank, as shown and described.

**DESCRIPTION**

FIG. 1 is a perspective view of a slot machine bank in accordance with the present invention;

FIG. 2 is a front plan view of the slot machine bank illustrated in FIG. 1;

FIG. 3 is a first side view of the slot machine bank illustrated in FIG. 1;

FIG. 4 is a top plan view of the slot machine bank illustrated in FIG. 1;


FIG. 5 is a rear elevational view of the slot machine bank illustrated in FIG. 1;

FIG. 6 is a second side view of the slot machine bank illustrated in FIG. 1; and,


FIG. 7 is a bottom plan view of the slot machine bank illustrated in FIG. 1.

The broken lines are included for the purpose of illustration and form no part of the claimed design.


**1 Claim, 2 Drawing Sheets**



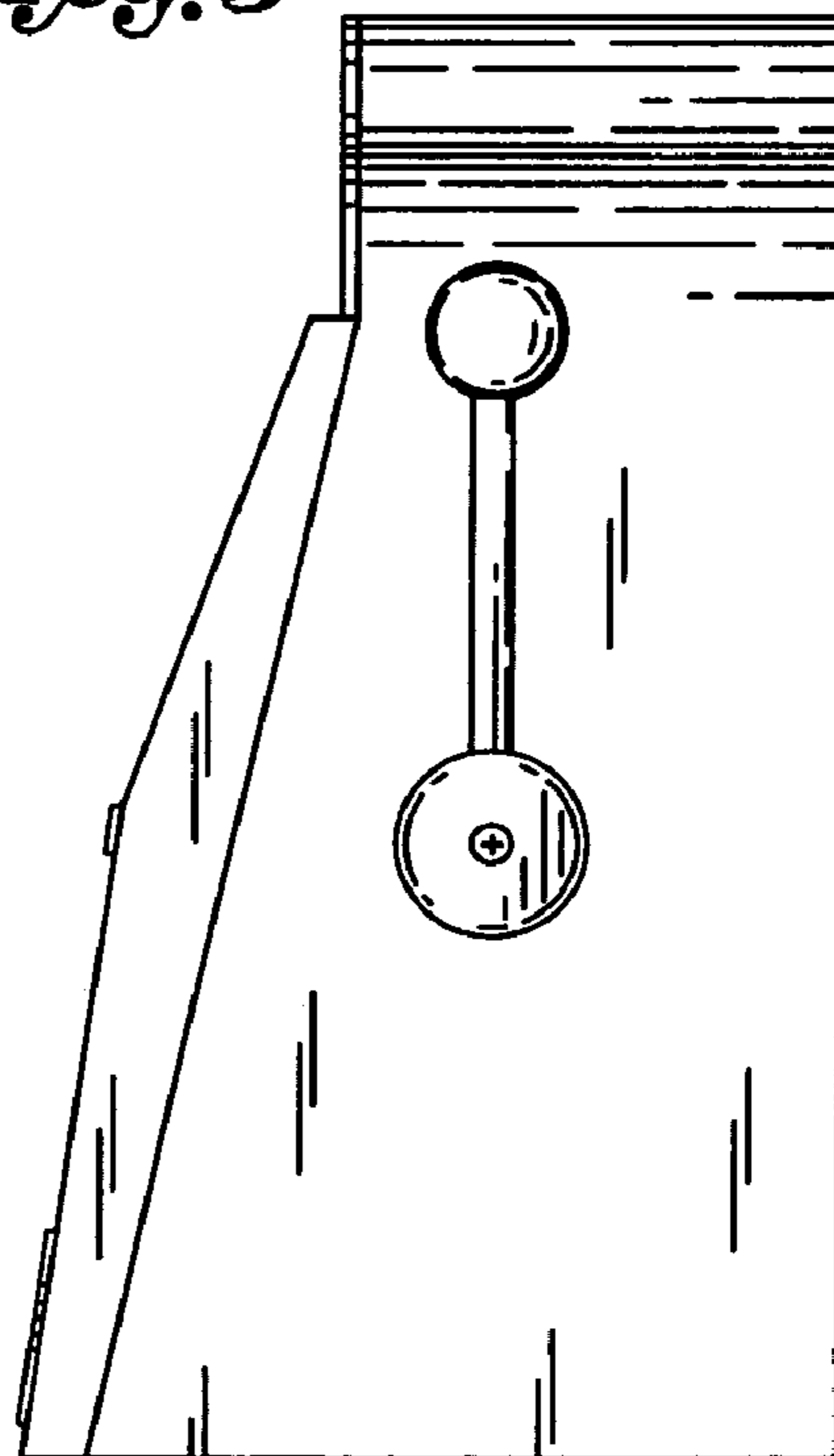
*Fig. 1*



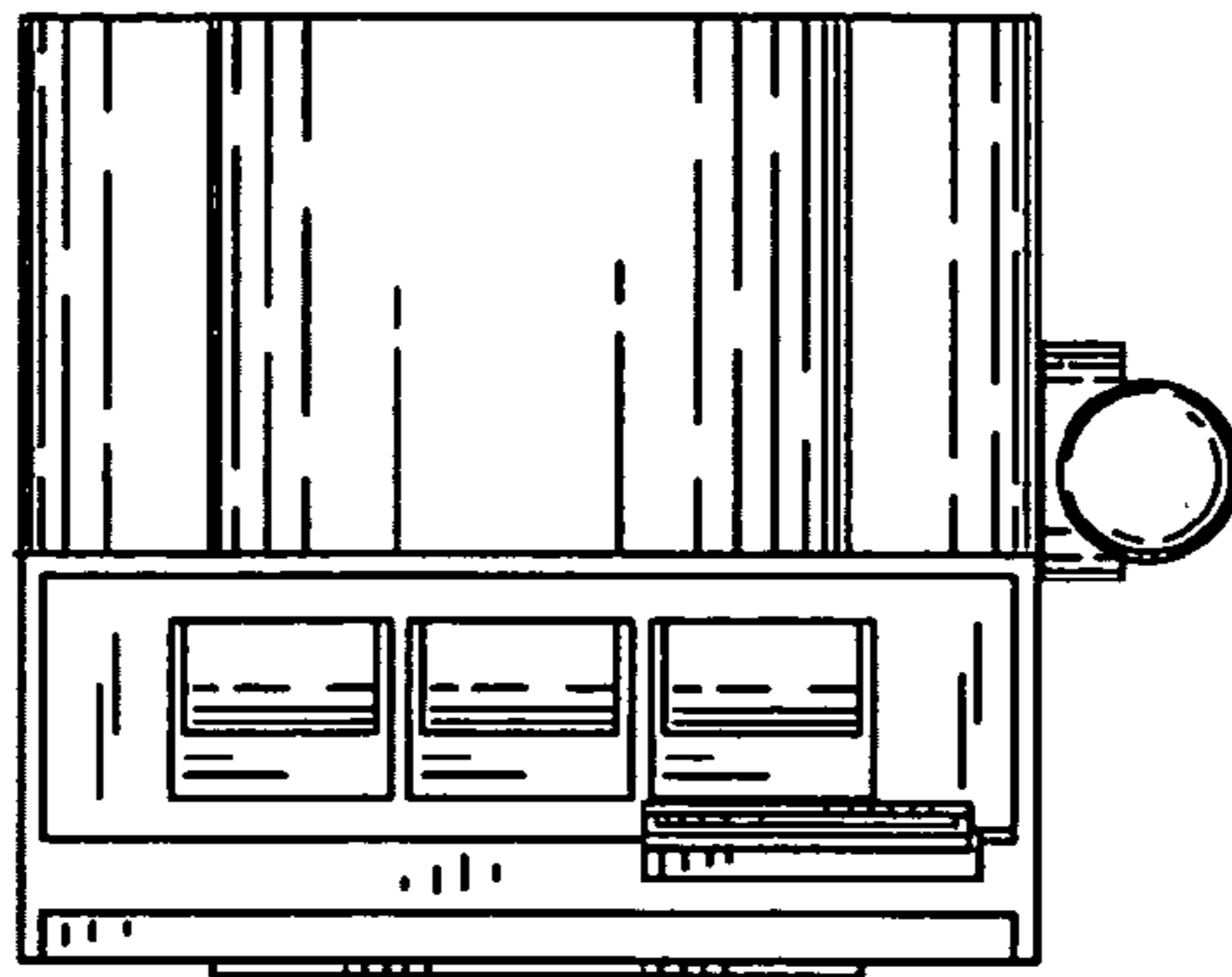
*Fig. 2*



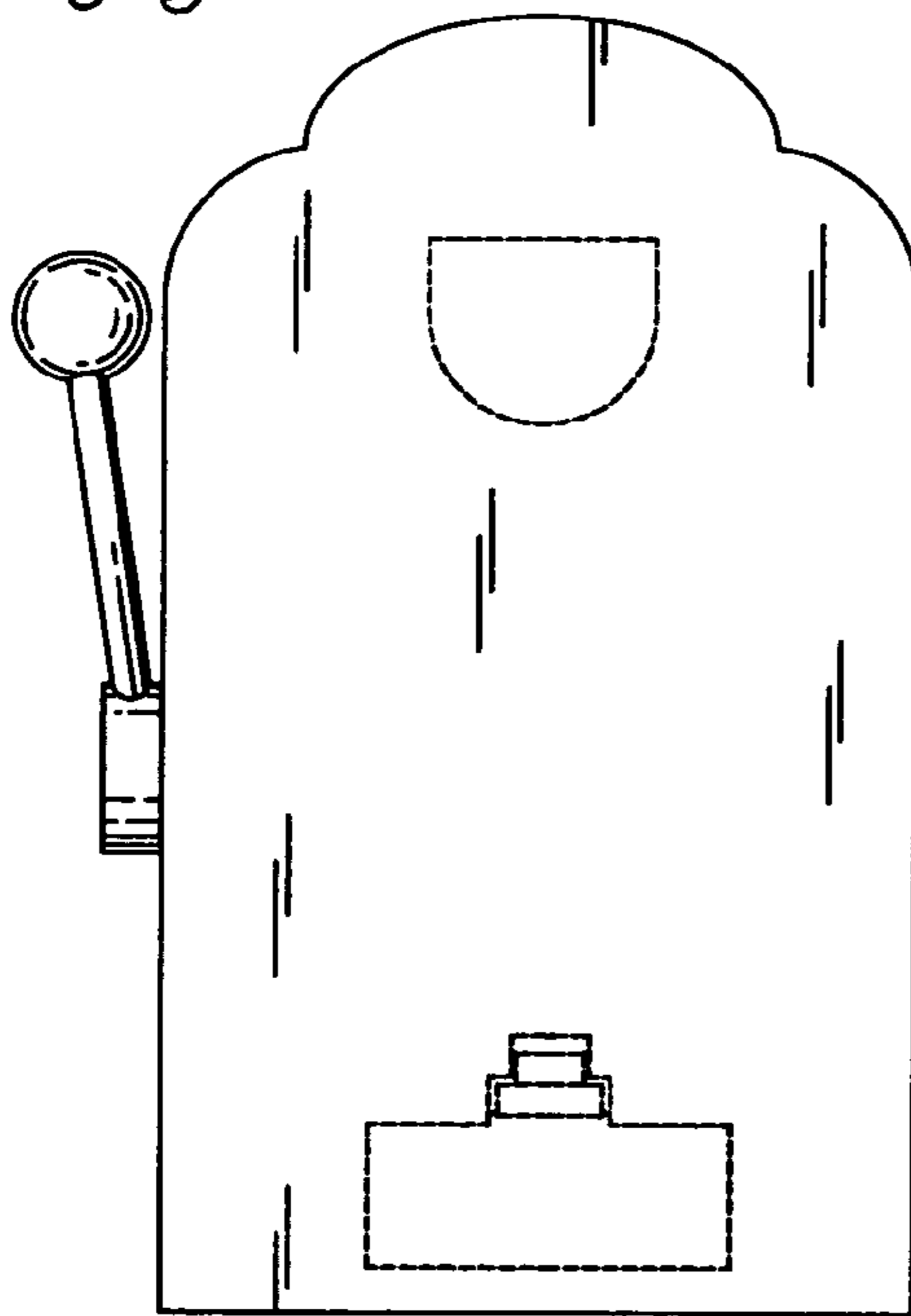
*Fig. 3*



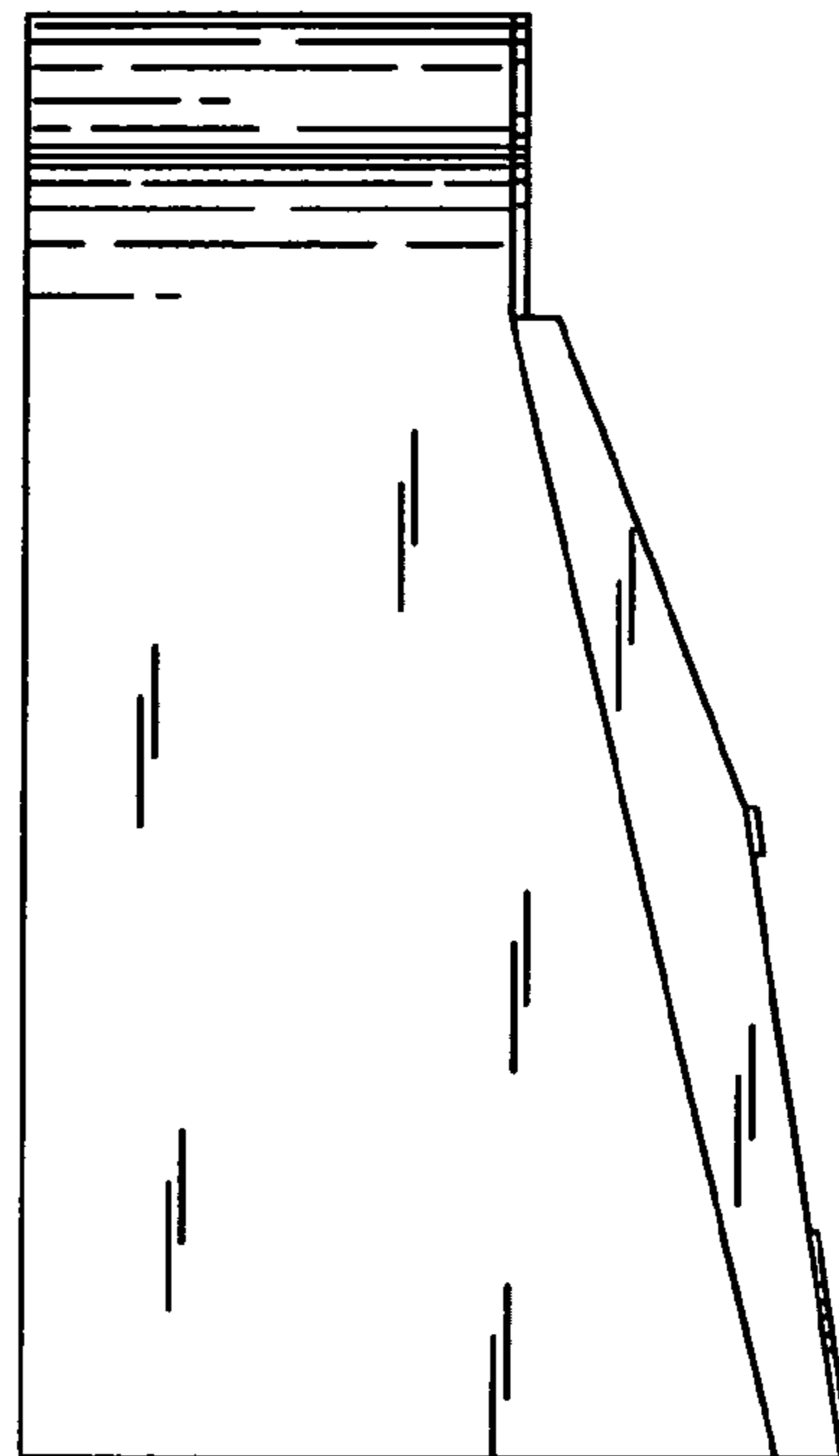
*Fig. 4*



*Fig. 5*



*Fig. 6*



*Fig. 7*

