

US00D545979S

(12) **United States Design Patent**  
**Molenaar et al.**

(10) **Patent No.:** **US D545,979 S**

(45) **Date of Patent:** **\*\* Jul. 3, 2007**

(54) **NIGHT LIGHT**

2002/0163796 A1\* 11/2002 Dickie et al. .... 362/84

(76) Inventors: **Steven L. Molenaar**, 5560 22nd St.,  
SW., Willmar, MN (US) 56201; **Ronald**  
**Markfelder**, 3400 45th St., NE.,  
Willmar, MN (US) 56201

\* cited by examiner

*Primary Examiner*—Alan P. Douglas  
*Assistant Examiner*—Angela J. Lee  
(74) *Attorney, Agent, or Firm*—Gray, Plant, Mooty, Mooty,  
& Bennett, PA; Peter Forrest

(\*\*) Term: **14 Years**

(21) Appl. No.: **29/260,566**

(57) **CLAIM**

(22) Filed: **May 26, 2006**

We claim the ornamental design for a night light, as shown  
and described.

(51) **LOC (8) Cl.** ..... **26-05**

(52) **U.S. Cl.** ..... **D26/26**

(58) **Field of Classification Search** ..... D26/24,  
D26/26, 37, 60, 67, 72, 77, 113, 118, 119,  
D26/73, 124, 139, 81, 83-5, 88, 91; D23/366,  
D23/367; 362/640-4, 652-3; D12/413  
See application file for complete search history.

**DESCRIPTION**

(56) **References Cited**

U.S. PATENT DOCUMENTS

D169,960 S *	7/1953	Brill et al. ....	D23/366
D188,213 S *	6/1960	Barto .....	D26/26
D367,526 S *	2/1996	Bignon .....	D23/366
D373,993 S *	9/1996	Kettula .....	D13/107
D379,539 S *	5/1997	Yuen .....	D26/26
D425,190 S *	5/2000	Morikawa .....	D23/366
D432,637 S *	10/2000	Mertens .....	D23/366
D468,047 S *	12/2002	Lara .....	D26/85
D475,773 S *	6/2003	Lammel .....	D23/366
D476,428 S *	6/2003	Stekelenburg .....	D26/26
D515,016 S *	2/2006	Gruner .....	D12/413

FIG. 1 is a perspective view of a night light showing our new  
design;

FIG. 2 is a front view thereof;

FIG. 3 is a rear view thereof;

FIG. 4 is a side view thereof, the opposite side being a mirror  
image;

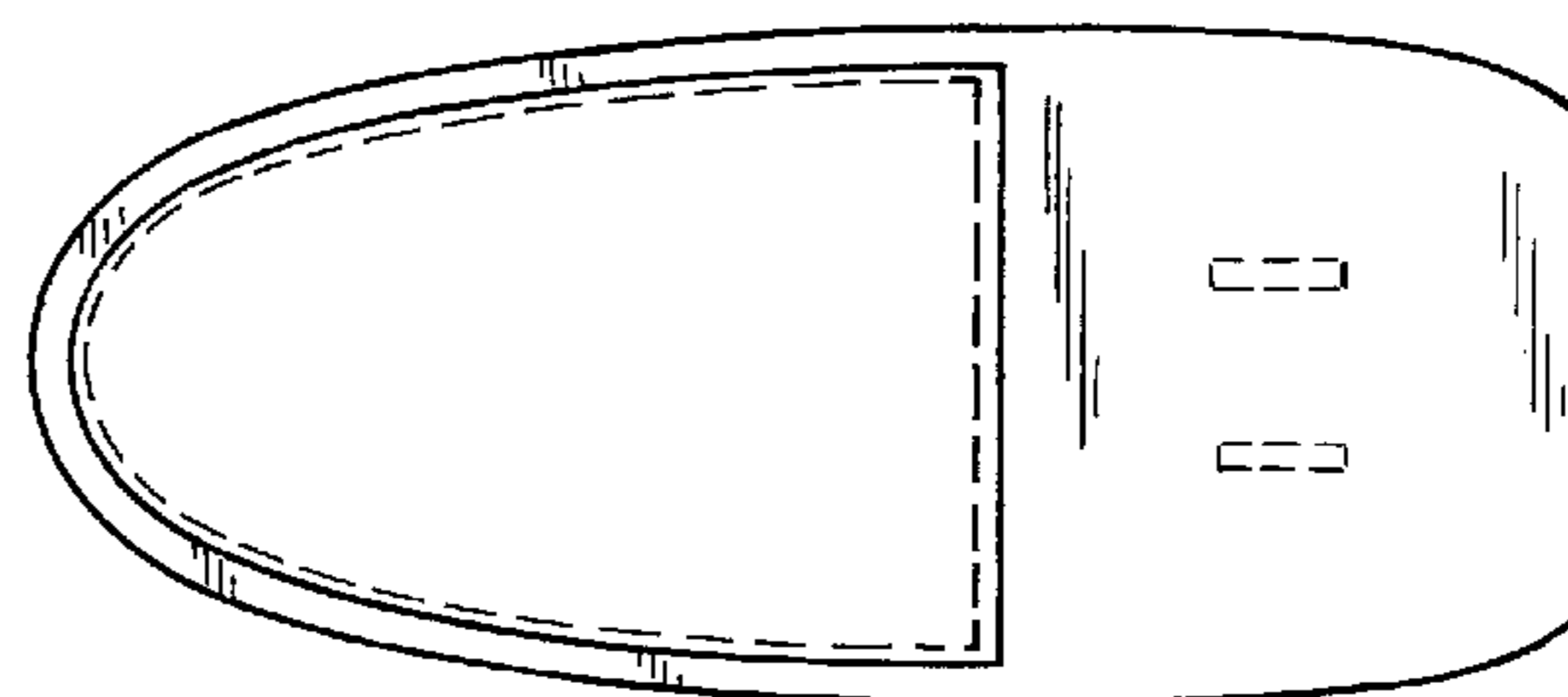
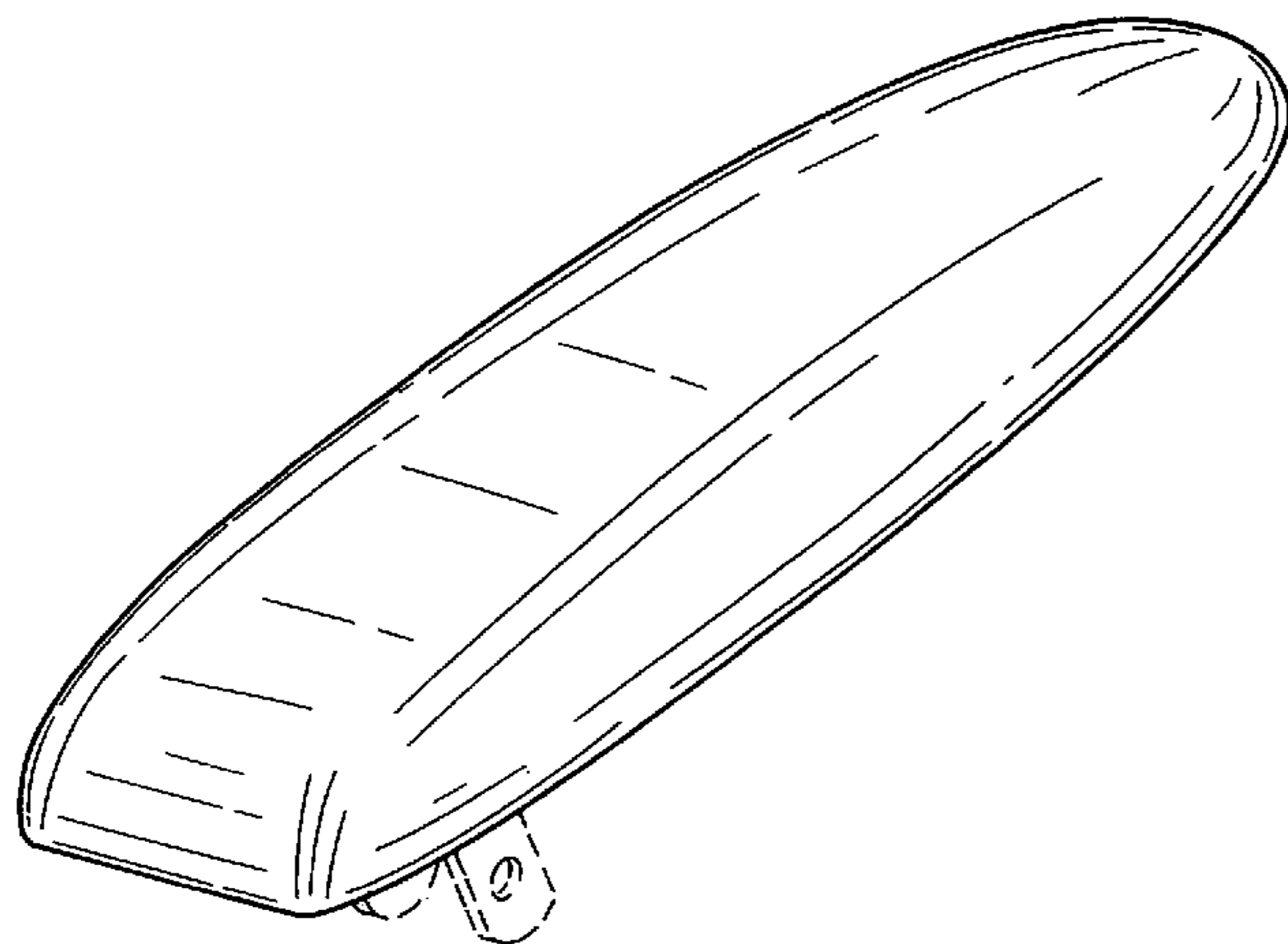
FIG. 5 is top view thereof; and,


FIG. 6 is a bottom view thereof.

The electrical plug shown in broken lines in FIGS. 1, 3, 4,  
5, and 6 is for illustrative purposes only and is not part of the  
claimed design.

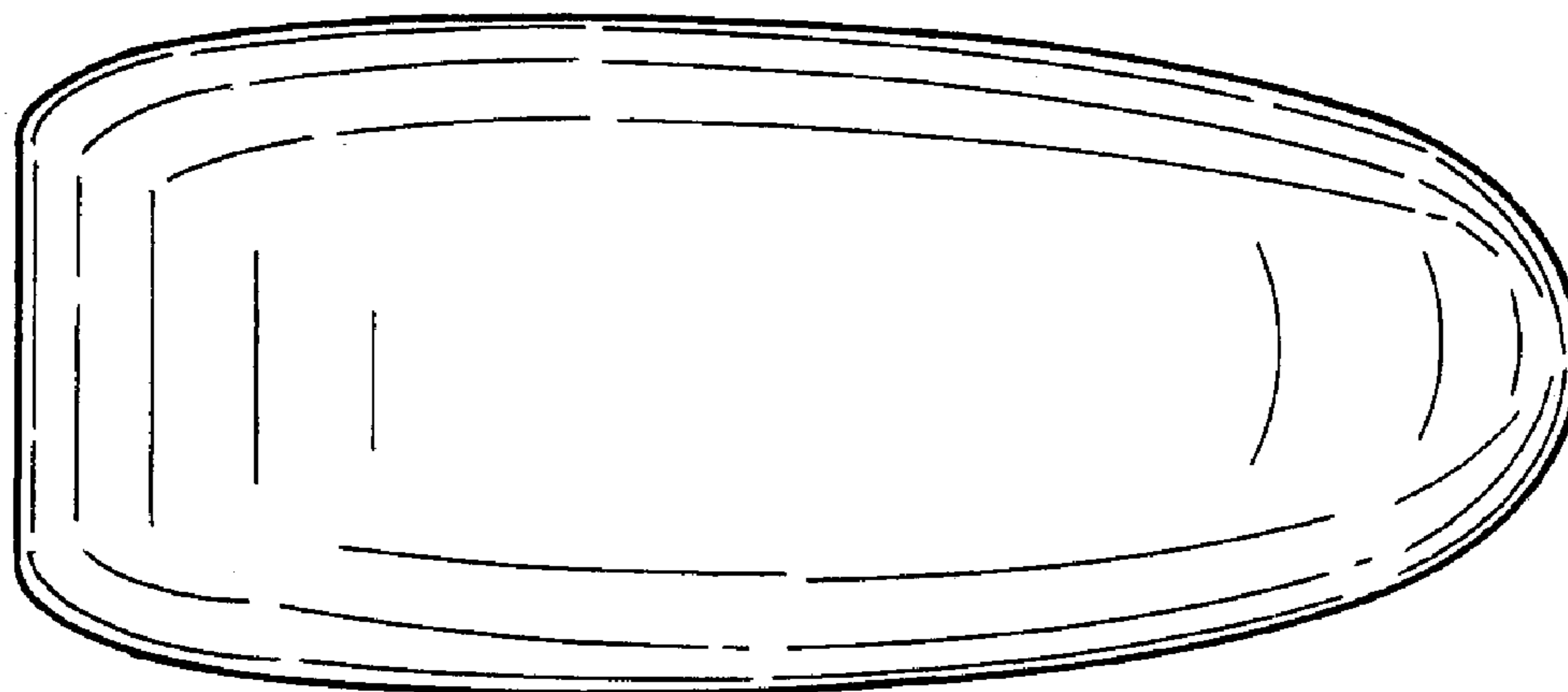
The environmental boundary defined by the broken lines in  
FIG. 3 is for illustrative purposes only and is not part of the  
claimed design.

**1 Claim, 3 Drawing Sheets**

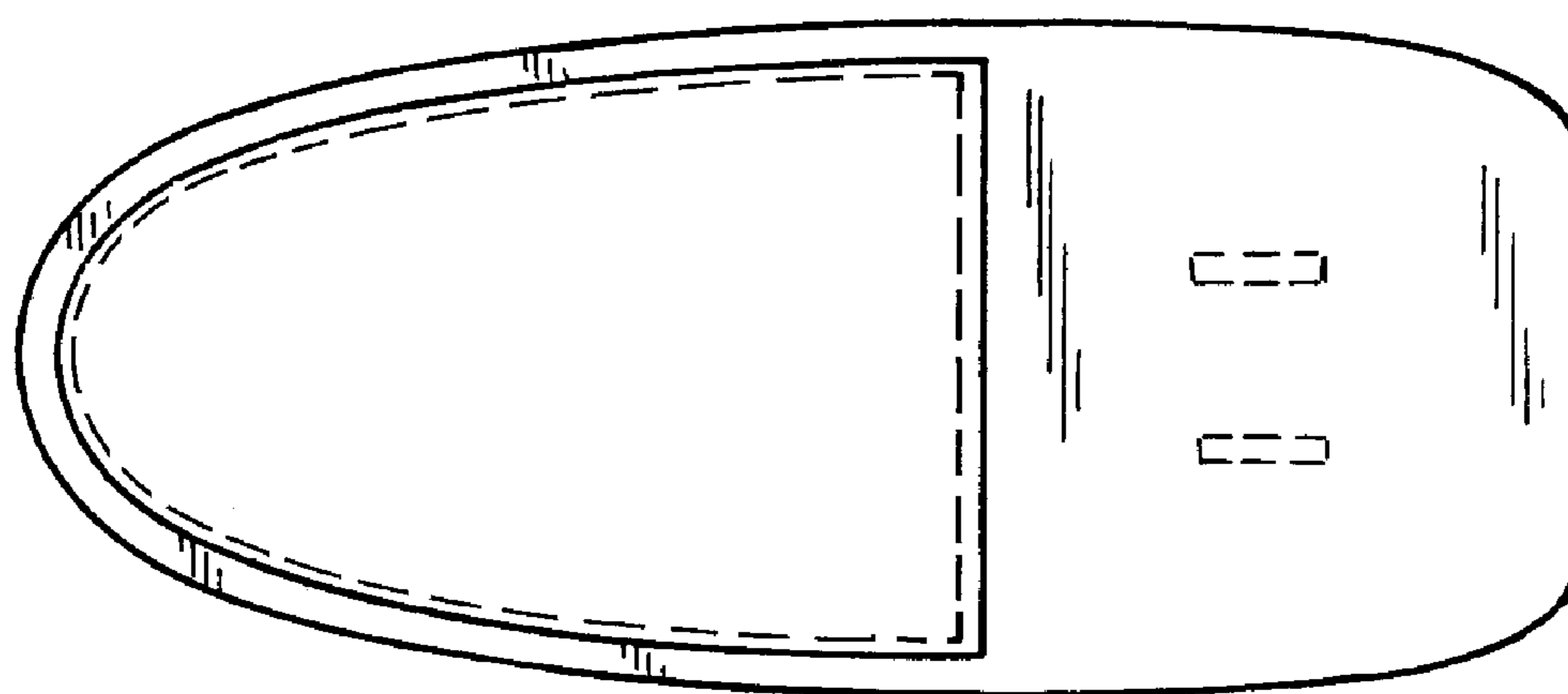





*FIG. 1*



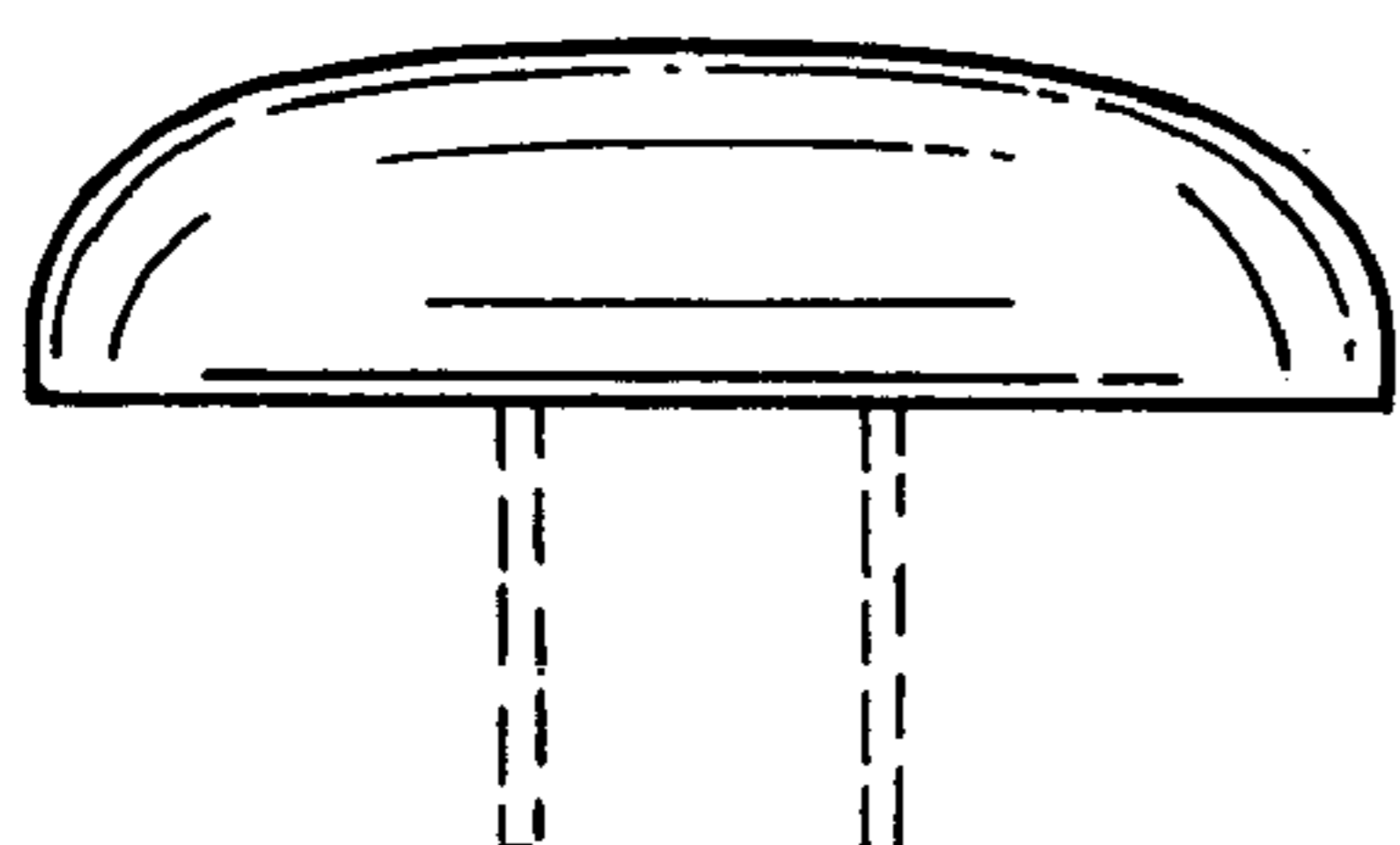
*FIG. 2*




*FIG. 3*



**FIG. 4**



**FIG. 5**



**FIG. 6**