

US00D545966S

(12) **United States Design Patent**  
**Ogiwara**

(10) **Patent No.:** **US D545,966 S**

(45) **Date of Patent:** **\*\* Jul. 3, 2007**

(54) **CONTROLLER FOR AN X-RAY APPARATUS FOR MEDICAL TREATMENT**

D503,804 S \* 4/2005 Phleps et al. .... D24/158  
D523,146 S \* 6/2006 Ogiwara ..... D24/158

(75) Inventor: **Susumu Ogiwara**, Kumagaya (JP)

(73) Assignees: **Kabushiki Kaishi Toshiba** (JP);  
**Toshiba Medical Systems** (JP)

(\*\*) Term: **14 Years**

(21) Appl. No.: **29/264,032**

(22) Filed: **Aug. 3, 2006**

(30) **Foreign Application Priority Data**

Feb. 23, 2006 (JP) ..... 2006-004332

(51) **LOC (8) Cl.** ..... **24-01**

(52) **U.S. Cl.** ..... **D24/158**

(58) **Field of Classification Search** ..... D24/158-161,  
D24/183; 378/178-190, 193, 195-198, 208,  
378/209, 10, 11, 37-39; D14/392-394, 396,  
D14/397, 400, 412; D21/325, 331, 332  
See application file for complete search history.

(56) **References Cited**

**U.S. PATENT DOCUMENTS**

D253,234 S \* 10/1979 Cooke ..... D13/168  
D319,101 S \* 8/1991 Endo ..... D24/158  
D356,792 S \* 3/1995 Murakami et al. .... D24/158  
D411,530 S \* 6/1999 Carter et al. .... D14/400  
D417,001 S \* 11/1999 Chikuma ..... D24/158  
D445,189 S \* 7/2001 Cannon et al. .... D24/160

**FOREIGN PATENT DOCUMENTS**

JP 1105243 4/2001  
JP 1105245 4/2001  
JP 1140857 5/2002  
JP 1183979 9/2003  
JP 1249022 8/2005

\* cited by examiner

*Primary Examiner*—Lou Zarfaz

*Assistant Examiner*—Anhdao Doan

(74) *Attorney, Agent, or Firm*—Banner & Witcoff, Ltd.

(57) **CLAIM**

The ornamental design for a controller for an x-ray apparatus for medical treatment, as shown and described.

**DESCRIPTION**

FIG. 1 is a front, top and left side perspective view of a controller for an x-ray apparatus for medical treatment, showing my new design;

FIG. 2 is a front elevational view thereof;

FIG. 3 is a rear elevational view thereof;

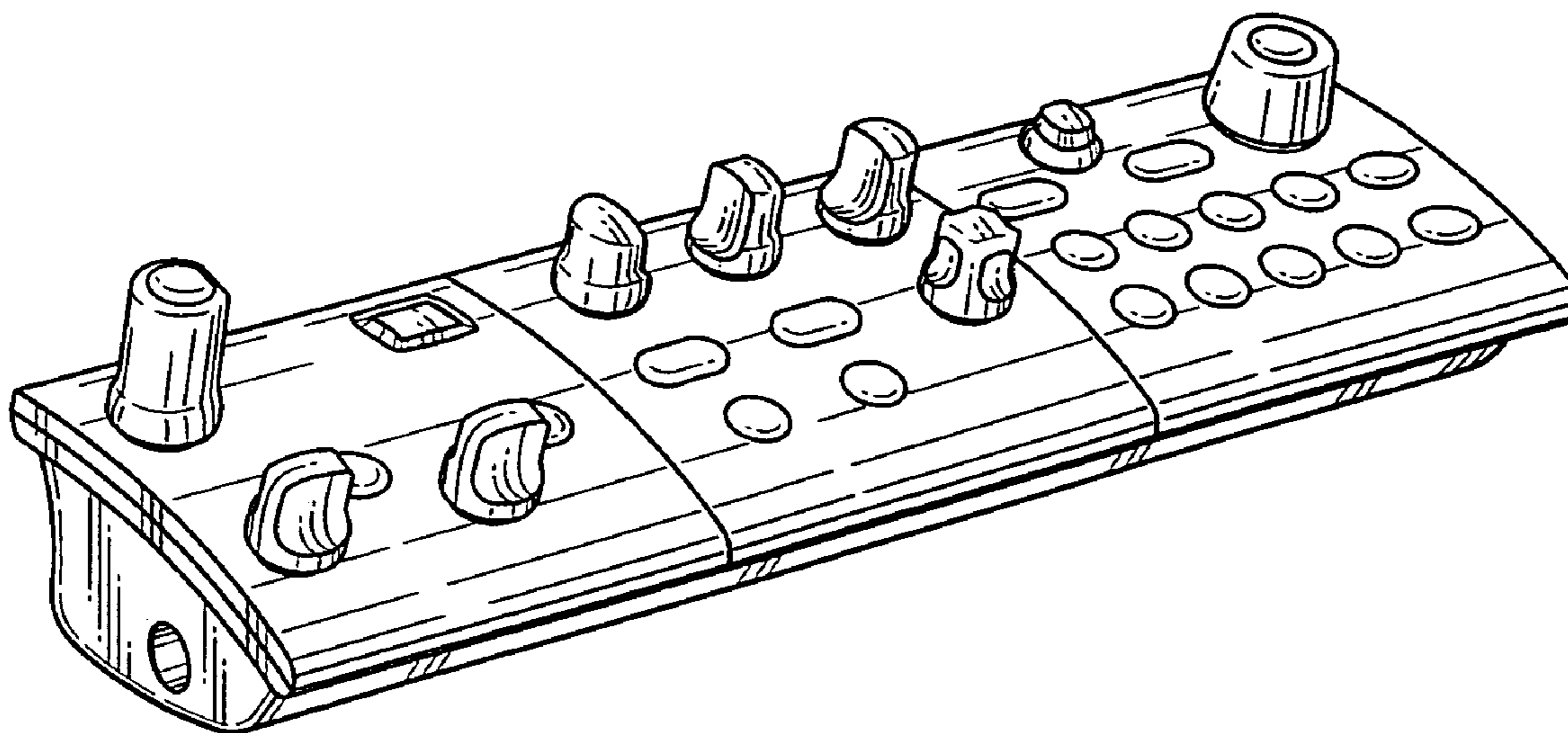
FIG. 4 is a top plan view thereof;

FIG. 5 is a bottom plan view thereof;

FIG. 6 is a right side elevational view thereof; and,

FIG. 7 is a left side elevational view thereof.

**1 Claim, 2 Drawing Sheets**



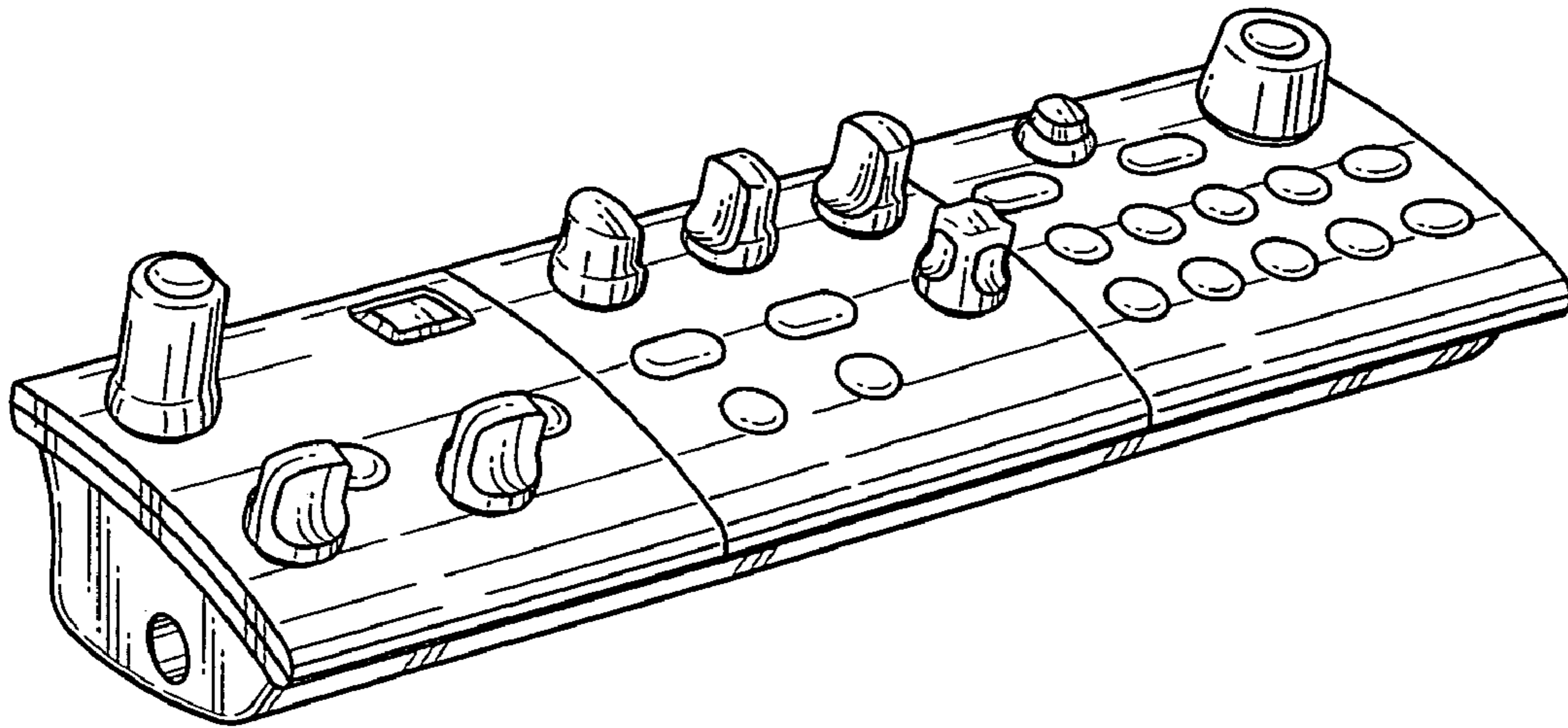


FIG. 1




FIG. 2

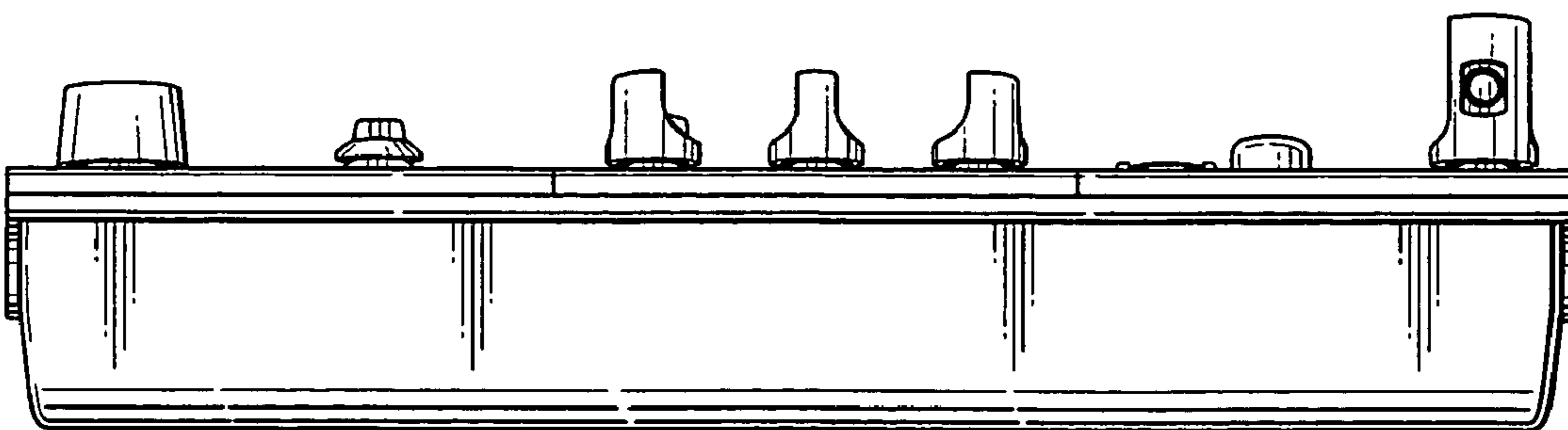


FIG. 3

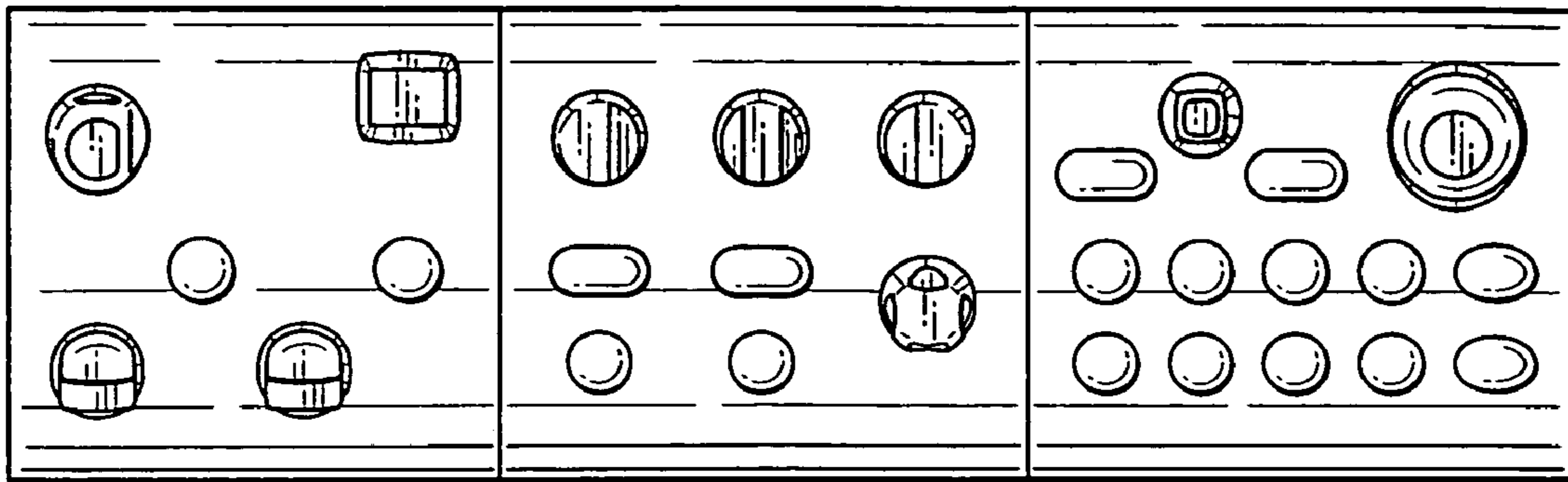


FIG. 4




FIG. 5




FIG. 7

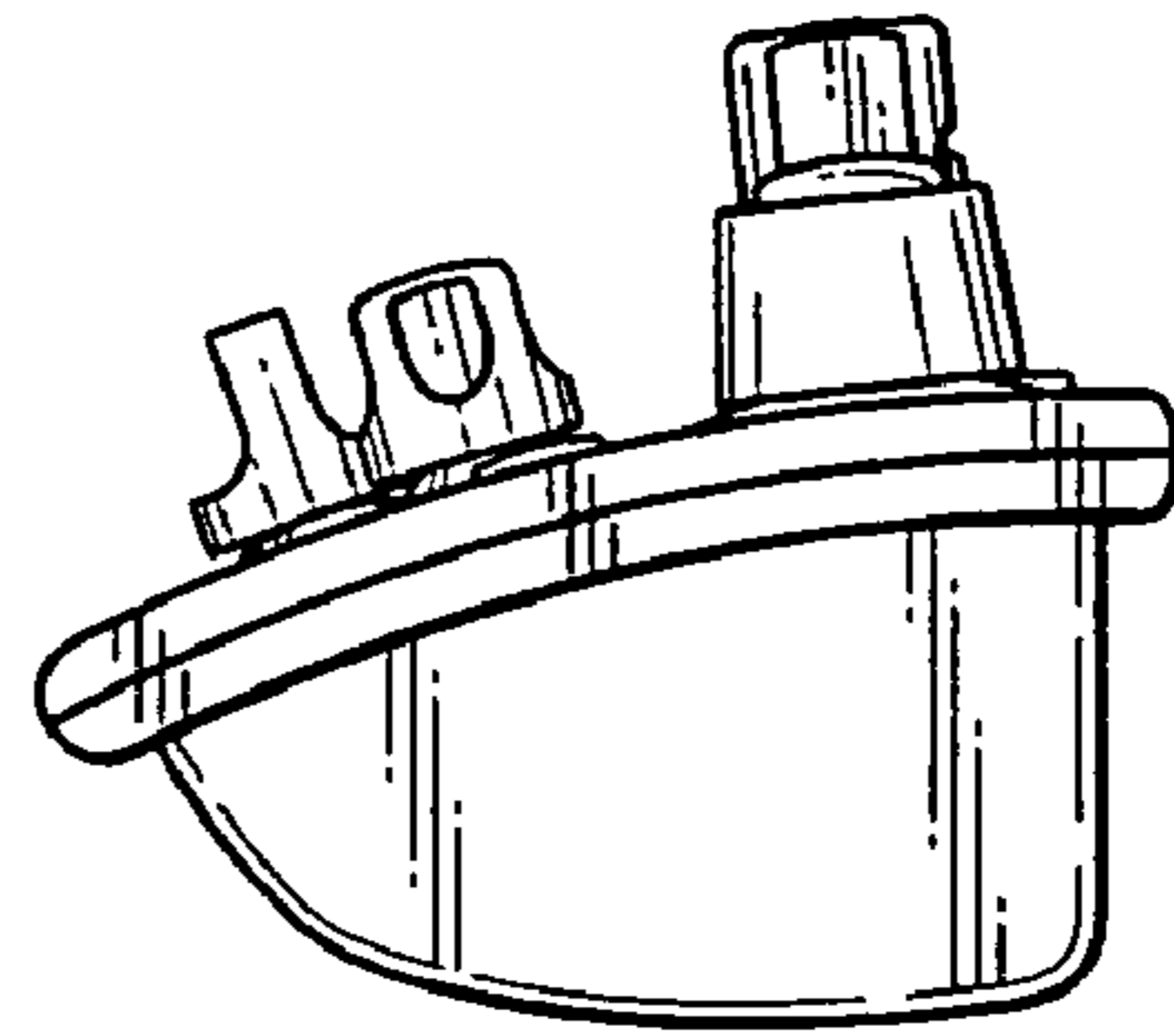


FIG. 6

UNITED STATES PATENT AND TRADEMARK OFFICE  
**CERTIFICATE OF CORRECTION**

PATENT NO. : D545,966 S  
APPLICATION NO. : 29/264032  
DATED : July 3, 2007  
INVENTOR(S) : Susumu Ogiwara

Page 1 of 1

It is certified that error appears in the above-identified patent and that said Letters Patent is hereby corrected as shown below:

On the Title Page

Item (73) Assignee:

Please delete "Toshiba Medical Systems" and insert --Toshiba Medical Systems Corporation--

Signed and Sealed this  
Tenth Day of October, 2017



Joseph Matal  
*Performing the Functions and Duties of the  
Under Secretary of Commerce for Intellectual Property and  
Director of the United States Patent and Trademark Office*