



US00D545961S

(12) **United States Design Patent**  
**Hitchcock et al.**

(10) **Patent No.:** **US D545,961 S**

(45) **Date of Patent:** **\*\* Jul. 3, 2007**

(54) **LEFT SIDE HEADGEAR STRAP AND YOKE ASSEMBLY**

(75) Inventors: **Robin Garth Hitchcock**, North Parramatta (AU); **Michael Kassipillai Gunaratnam**, Marsfield (AU); **Philip Rodney Kwok**, Chatswood (AU); **Lee James Veliss**, West Ryde (AU); **Memduh Guney**, Killara (AU); **Richard Sokolov**, Earlwood (AU); **Perry David Lithgow**, Glenwood (AU); **Donald Darkin**, Dural (AU); **Susan Robyn Lynch**, Epping (AU); **Rachael Elizabeth Moore**, North Bondi (AU)

(73) Assignee: **ResMed Limited**, Bella Vista (AU)

(\*\*) Term: **14 Years**

(21) Appl. No.: **29/265,318**

(22) Filed: **Aug. 30, 2006**

**Related U.S. Application Data**

(62) Division of application No. 29/213,882, filed on May 28, 2004.

(51) **LOC (8) Cl.** ..... **29-02**

(52) **U.S. Cl.** ..... **D24/110.1**

(58) **Field of Classification Search** ..... D24/110, D24/110.1, 164; D16/339; 128/207.17, 128/207.11, 848; 2/171.2, 171.8  
See application file for complete search history.

(56) **References Cited**

**U.S. PATENT DOCUMENTS**

2,763,263 A 9/1956 Ellman  
3,513,844 A 5/1970 Smith

4,782,832 A 11/1988 Trimble et al.  
D335,367 S \* 5/1993 Mieskoski ..... D16/339  
6,119,694 A 9/2000 Correa et al.  
6,431,172 B1 8/2002 Bordewick  
6,595,215 B2 7/2003 Wood  
D505,489 S \* 5/2005 Sleeper ..... D24/110.1  
6,907,882 B2 6/2005 Ging et al.

**OTHER PUBLICATIONS**

U.S. Appl. No. 29/213,882, filed May 2004, Gunaratnam et al.  
InnoMed Technologies, "Nasal-Pap Freestyle™" Brochure, 2004, 2 pages.

InnoMed Technologies, "Nasal Aire™" Brochure 2003, 1 page.  
VIASYS Healthcare, "LYRA Nasal CPAP Interface" Brochure, 2004, 2 pages.

\* cited by examiner

*Primary Examiner*—Ian Simmons

*Assistant Examiner*—Christopher Lee

(74) *Attorney, Agent, or Firm*—Nixon & Vanderhye P.C.

(57) **CLAIM**

The ornamental design for a left side headgear strap and yoke assembly, as shown and described.

**DESCRIPTION**

FIG. 1 is a perspective view of a left side headgear strap and yoke assembly according to an embodiment of our design;

FIG. 2 is a front view thereof;

FIG. 3 is a rear view thereof;

FIG. 4 is a top view thereof;

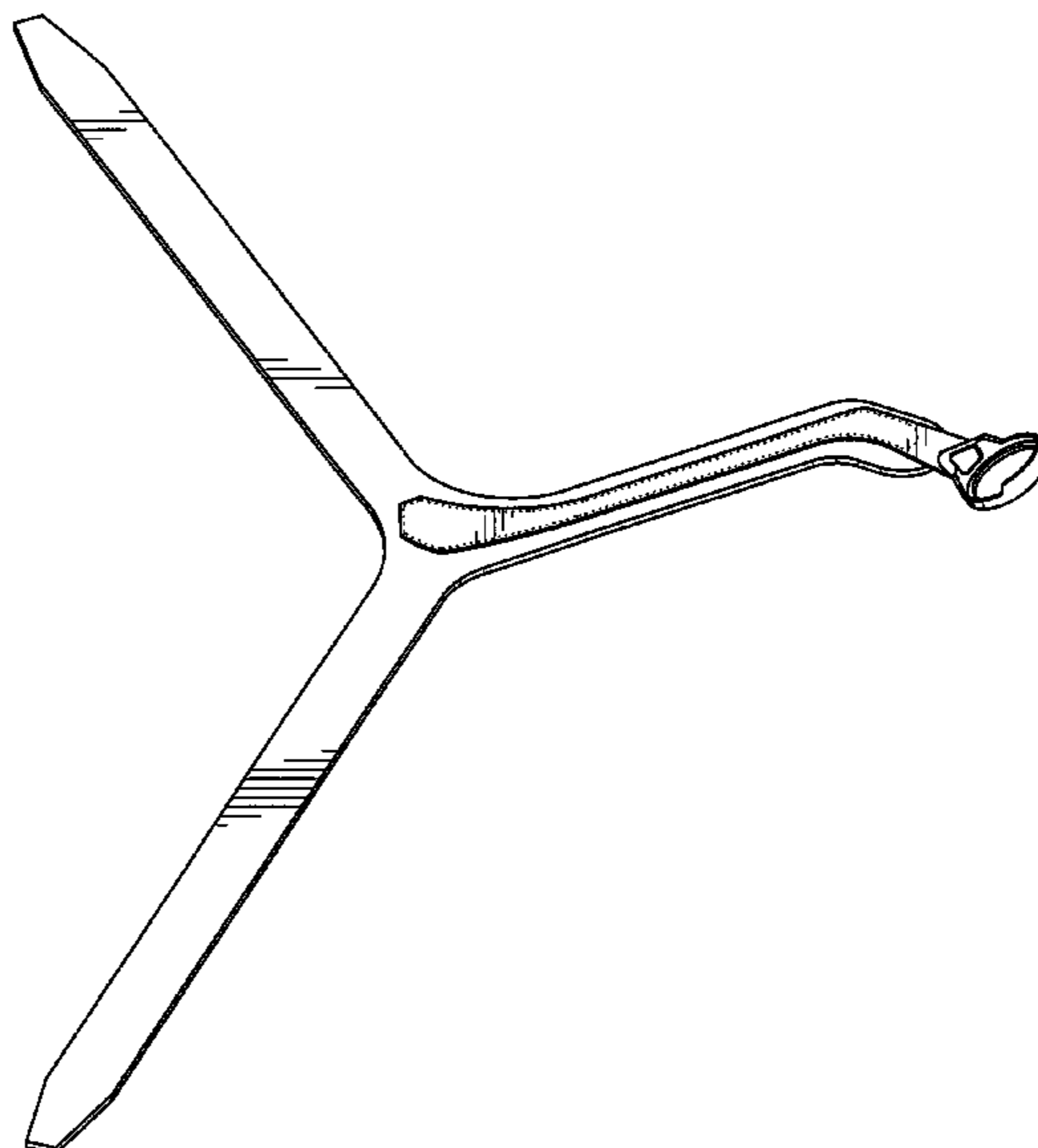
FIG. 5 is a bottom view thereof;

FIG. 6 is a right side view thereof; and,

FIG. 7 is a left side view thereof.

The stitching in FIGS. 1-3 is shown in phantom lines which forms no part of the claimed design.

**1 Claim, 4 Drawing Sheets**



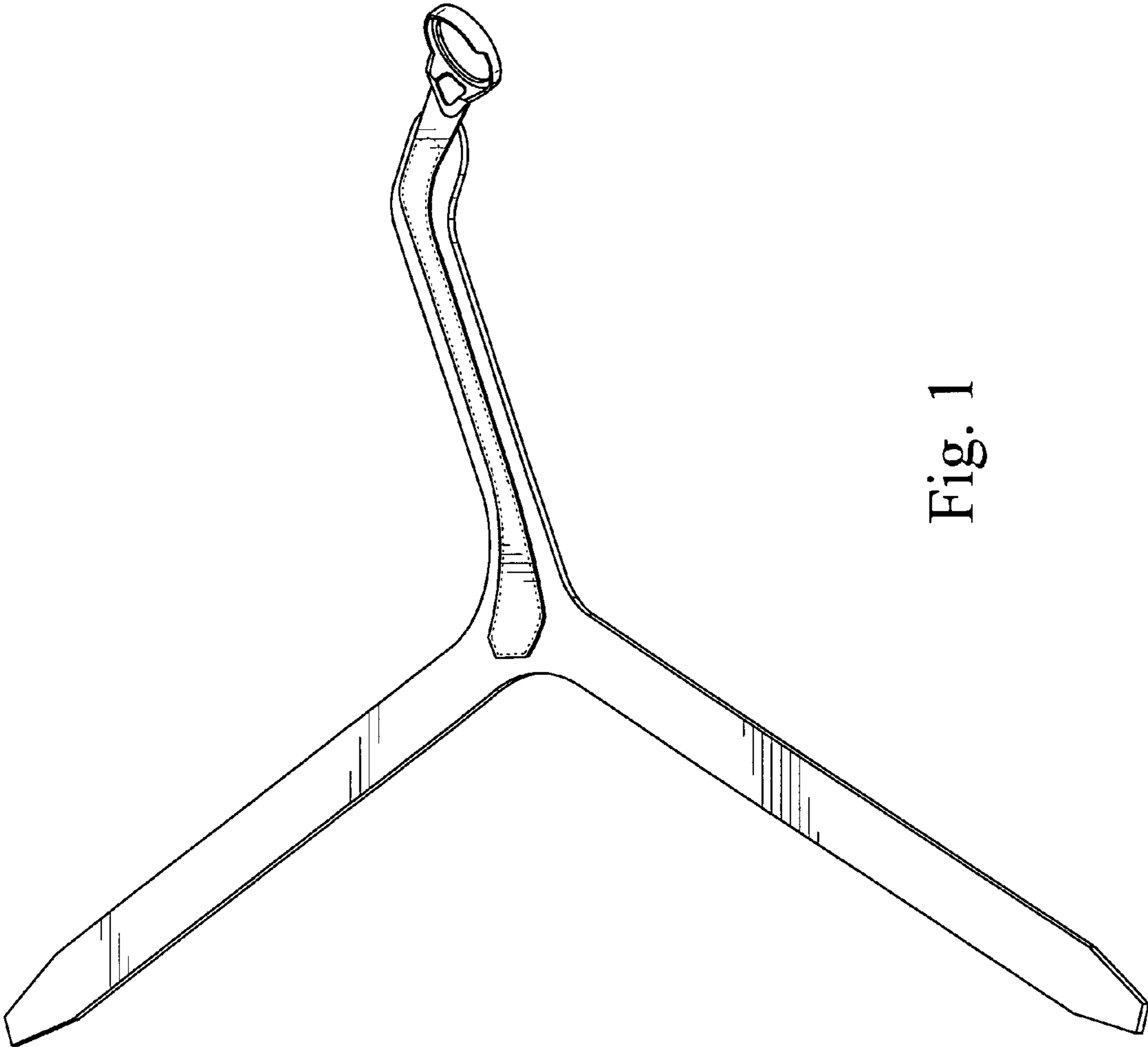


Fig. 1

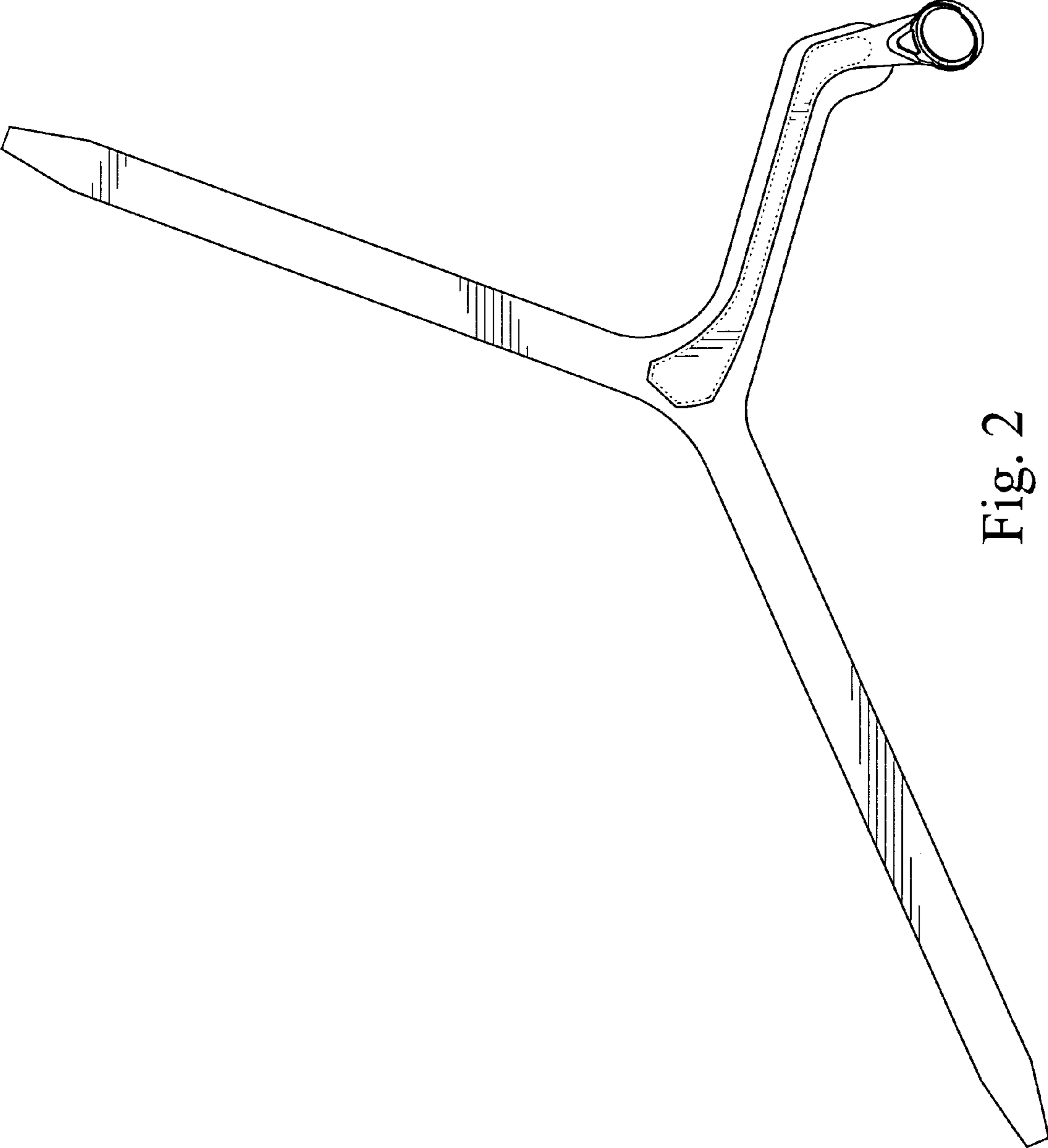


Fig. 2

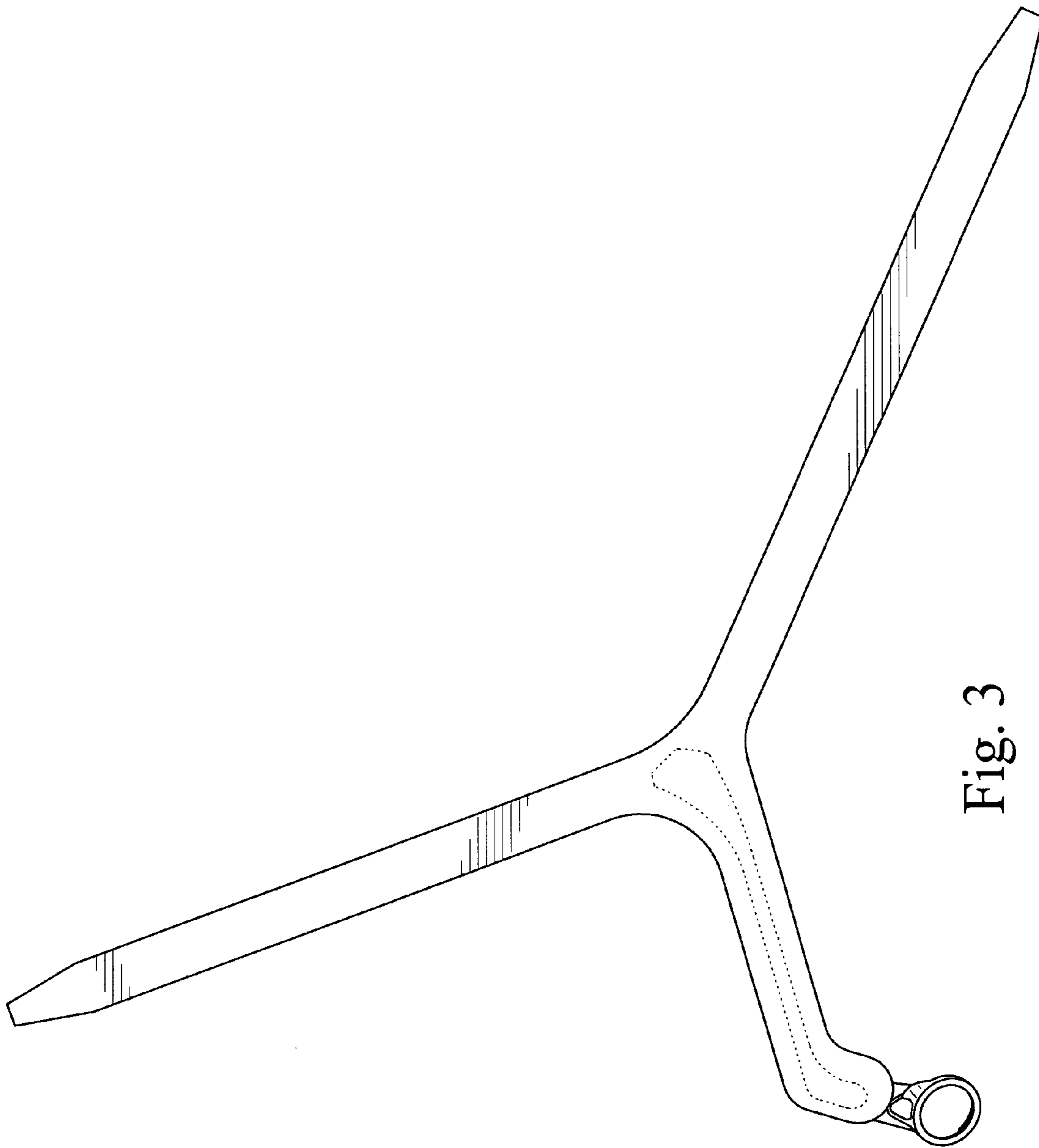


Fig. 3

Fig. 4

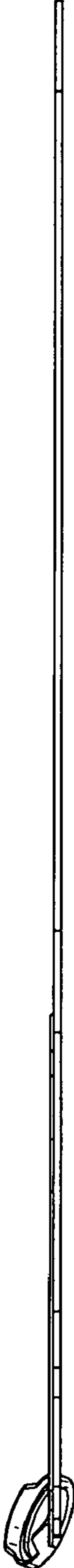


Fig. 5

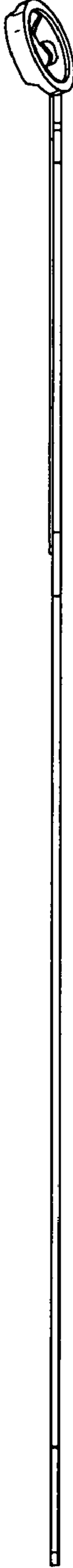


Fig. 6

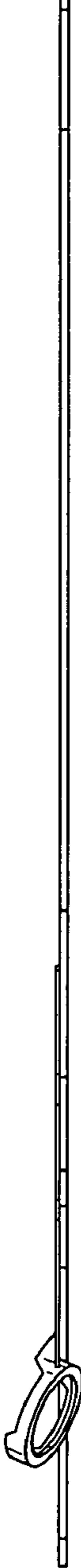


Fig. 7

