

US00D545959S

(12) **United States Design Patent**
Cierley et al.

(10) **Patent No.:** **US D545,959 S**

(45) **Date of Patent:** **** Jul. 3, 2007**

(54) **NASAL AIR FILTER**

(76) Inventors: **Ray A Cierley**, 492 N. Second St.,
Blythe, CA (US) 92225; **Deloras**
Cierley, 492 N. Second St., Blythe, CA
(US) 92225

(**) Term: **14 Years**

(21) Appl. No.: **29/230,900**

(22) Filed: **May 31, 2005**

(51) **LOC (8) Cl.** **24-02**

(52) **U.S. Cl.** **D24/110**

(58) **Field of Classification Search** D24/110,
D24/110.1-110.5, 111, 133; 128/200.23,
128/200.12, 200.14, 200.15, 203.12
See application file for complete search history.

(56) **References Cited**

U.S. PATENT DOCUMENTS

- 4,267,831 A 5/1981 Aguilar
- 4,706,663 A * 11/1987 Makiej 128/200.18
- 4,921,142 A * 5/1990 Graf et al. 222/162

- D401,323 S * 11/1998 Ritsche D24/110
- D414,555 S * 9/1999 Ritsche D24/110
- 6,065,474 A * 5/2000 Coe 128/205.23
- D520,137 S * 5/2006 Melendez et al. D24/141

* cited by examiner

Primary Examiner—Ian Simmons

Assistant Examiner—Christopher Lee


(57) **CLAIM**

The ornamental design for a nasal air filter, as shown and described.

DESCRIPTION

FIG. 1 is a front elevation view of a nasal air filter showing our new design;
 FIG. 2 is a side elevation view;
 FIG. 3 is a top plan view;
 FIG. 4 is a bottom plan view; and,
 FIG. 5 is an isometric view of a nasal air filter showing our new design.
 The dotted lines showing an exemplary users nose is for illustration only and forms no part of the claimed design.

1 Claim, 2 Drawing Sheets



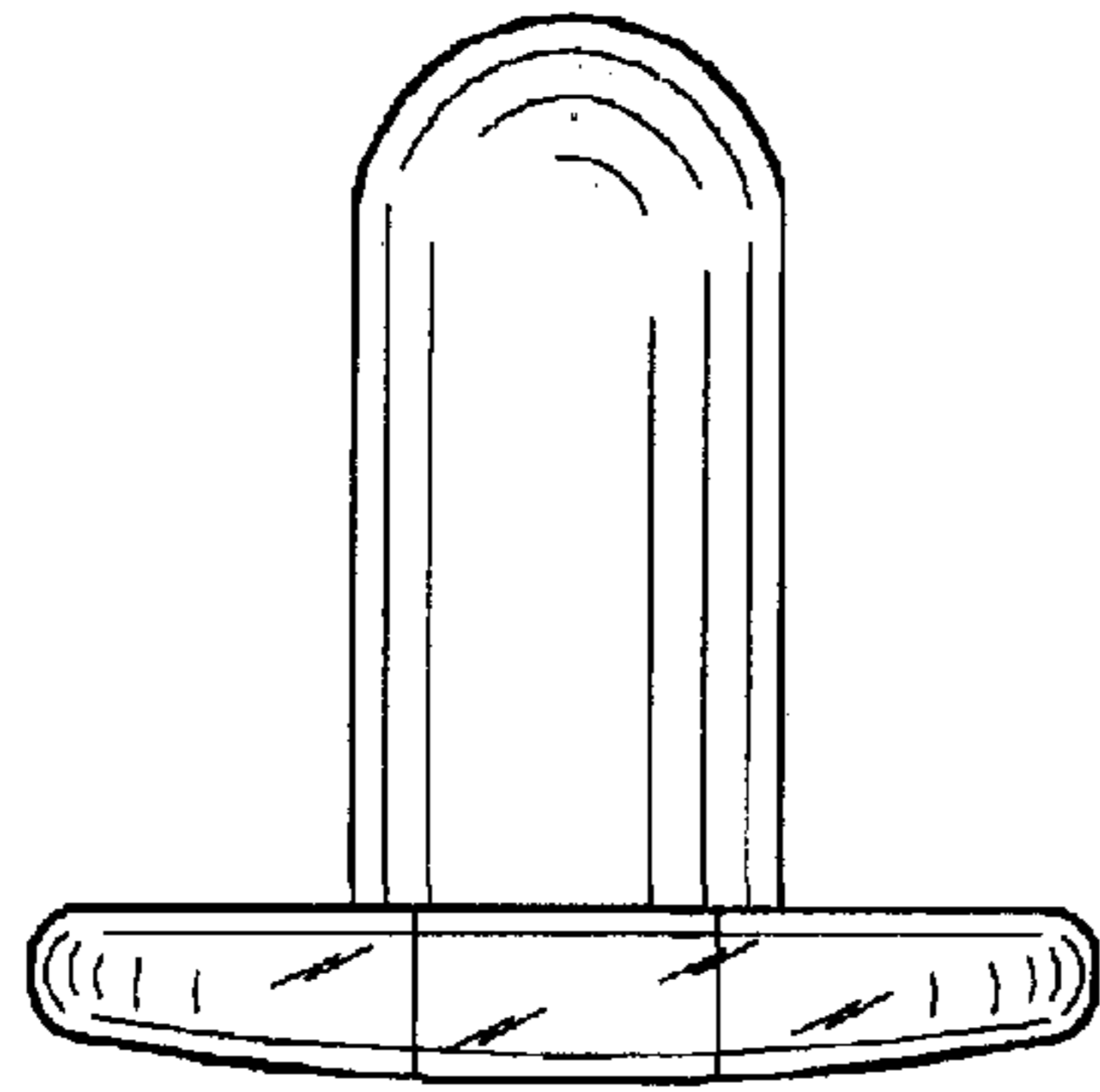


FIG. 1




FIG. 2

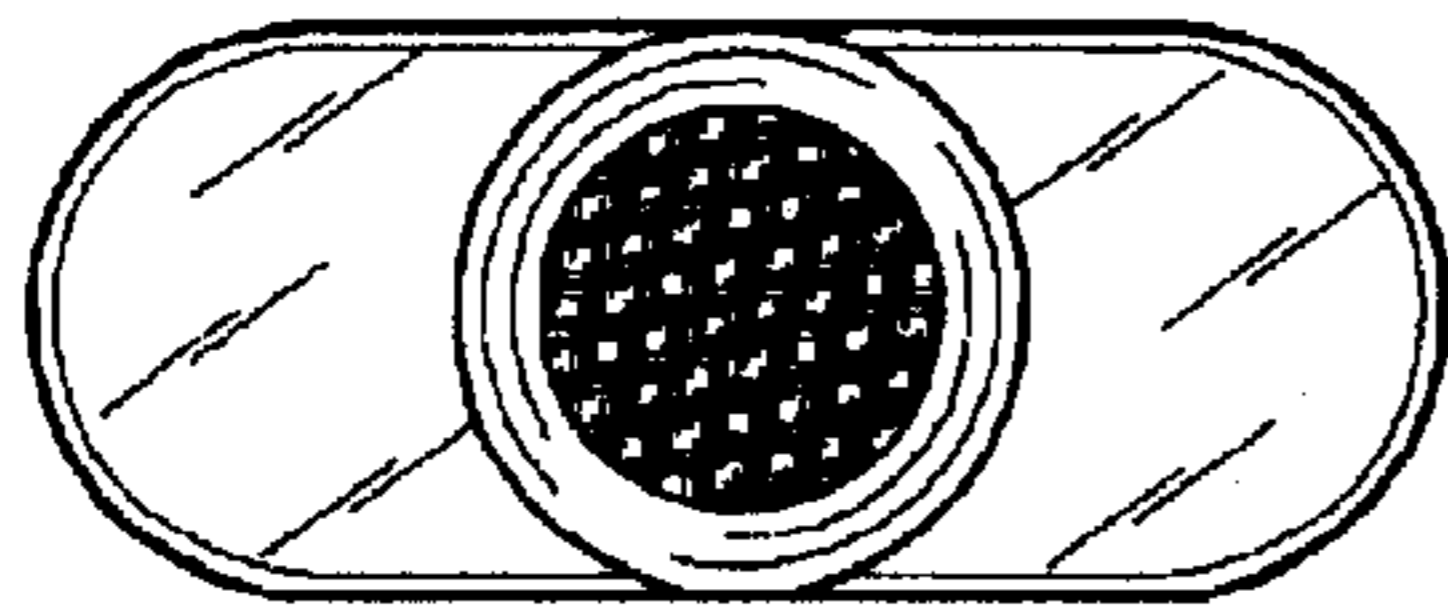


FIG. 3

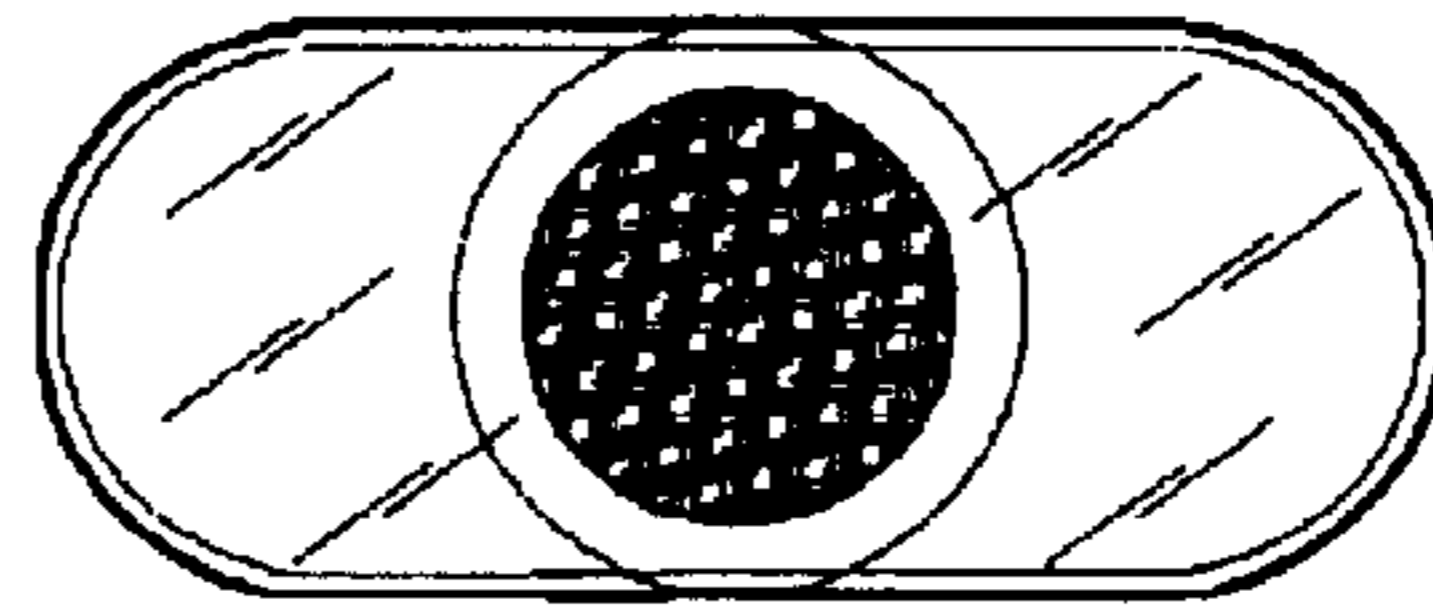


FIG. 4

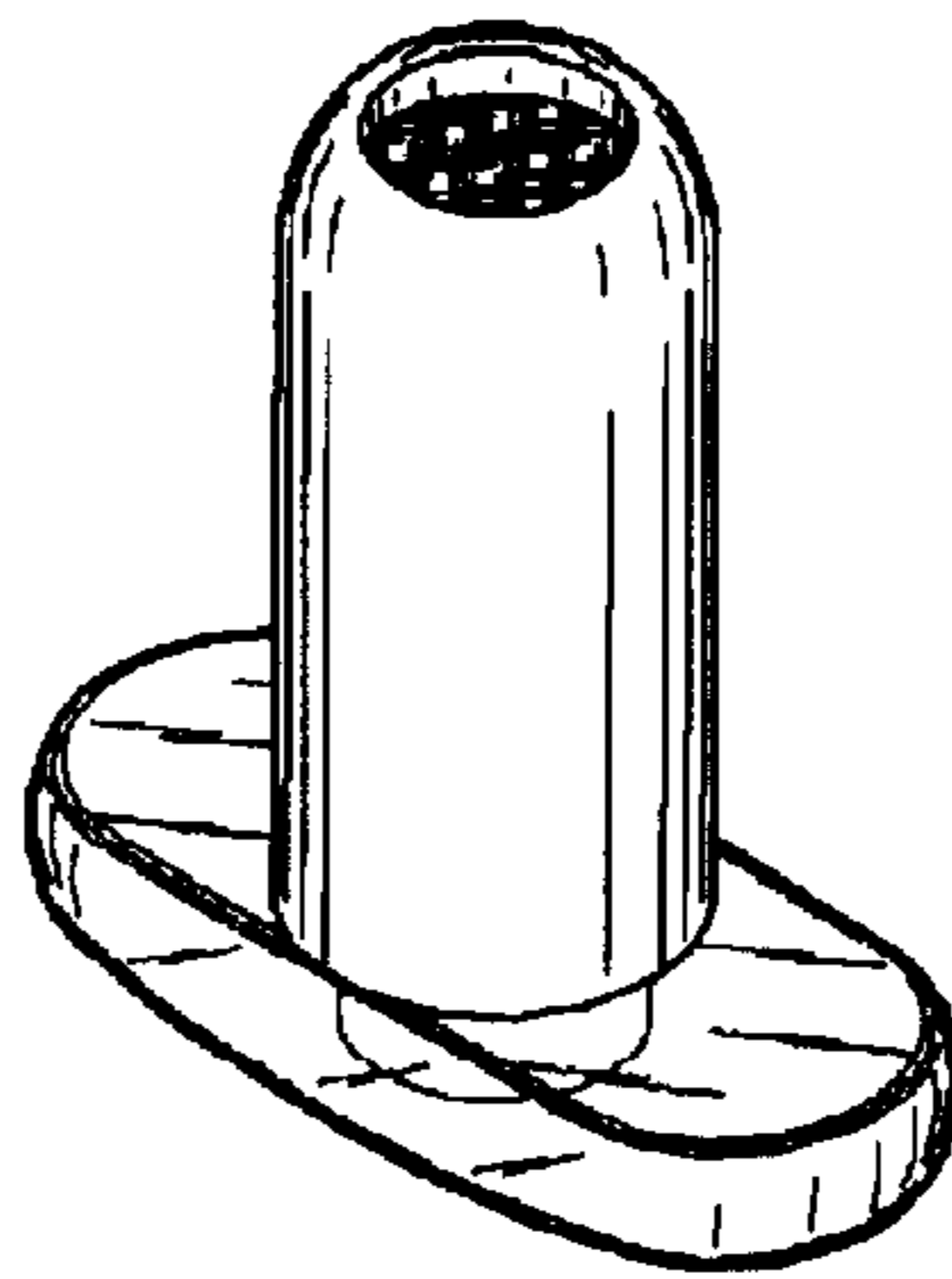



FIG. 5