

US00D545949S

(12) **United States Design Patent**  
**Coates**

(10) **Patent No.:** **US D545,949 S**  
(45) **Date of Patent:** **\*\* Jul. 3, 2007**

(54) **DETACHABLE ATTACHMENT FOR SHOWER HEAD**

(76) Inventor: **David Philip Coates**, 25 The Moorlands, Leeds, England (GB), LS17 8AB

(\*\*) Term: **14 Years**

(21) Appl. No.: **29/236,598**

(22) Filed: **Aug. 18, 2005**

(30) **Foreign Application Priority Data**

Feb. 23, 2005 (EM) ..... 000302898-0001

(51) **LOC (8) Cl.** ..... **23-02**

(52) **U.S. Cl.** ..... **D23/304**

(58) **Field of Classification Search** ..... D23/223, D23/228-229, 279, 303-304; 4/567-569, 4/615; D8/352, 354

See application file for complete search history.

(56) **References Cited**

**U.S. PATENT DOCUMENTS**

4,174,822 A \* 11/1979 Larsson ..... D23/223

D266,212 S \* 9/1982 Haug ..... D23/304  
D397,408 S \* 8/1998 Baker et al. .... D23/223  
D426,290 S \* 6/2000 Haug et al. .... D23/304  
D428,124 S \* 7/2000 Starck ..... D23/304  
D497,663 S \* 10/2004 Zieger et al. .... D23/304

\* cited by examiner

*Primary Examiner*—Robert A. Delehanty

(57) **CLAIM**

The ornamental design for a detachable attachment for a shower head, as shown and described.

**DESCRIPTION**

FIG. 1 is a front view of the design;  
FIG. 2 is a top view of the design;  
FIG. 3 is a 45° side view of the design;  
FIG. 4 is a bottom view of the design;  
FIG. 5 is a view of the back of the design;  
FIG. 6 is a view from one of the sides of the design; and,  
FIG. 7 is a view from the other side of the design.

**1 Claim, 7 Drawing Sheets**




FIG. 1




FIG. 2

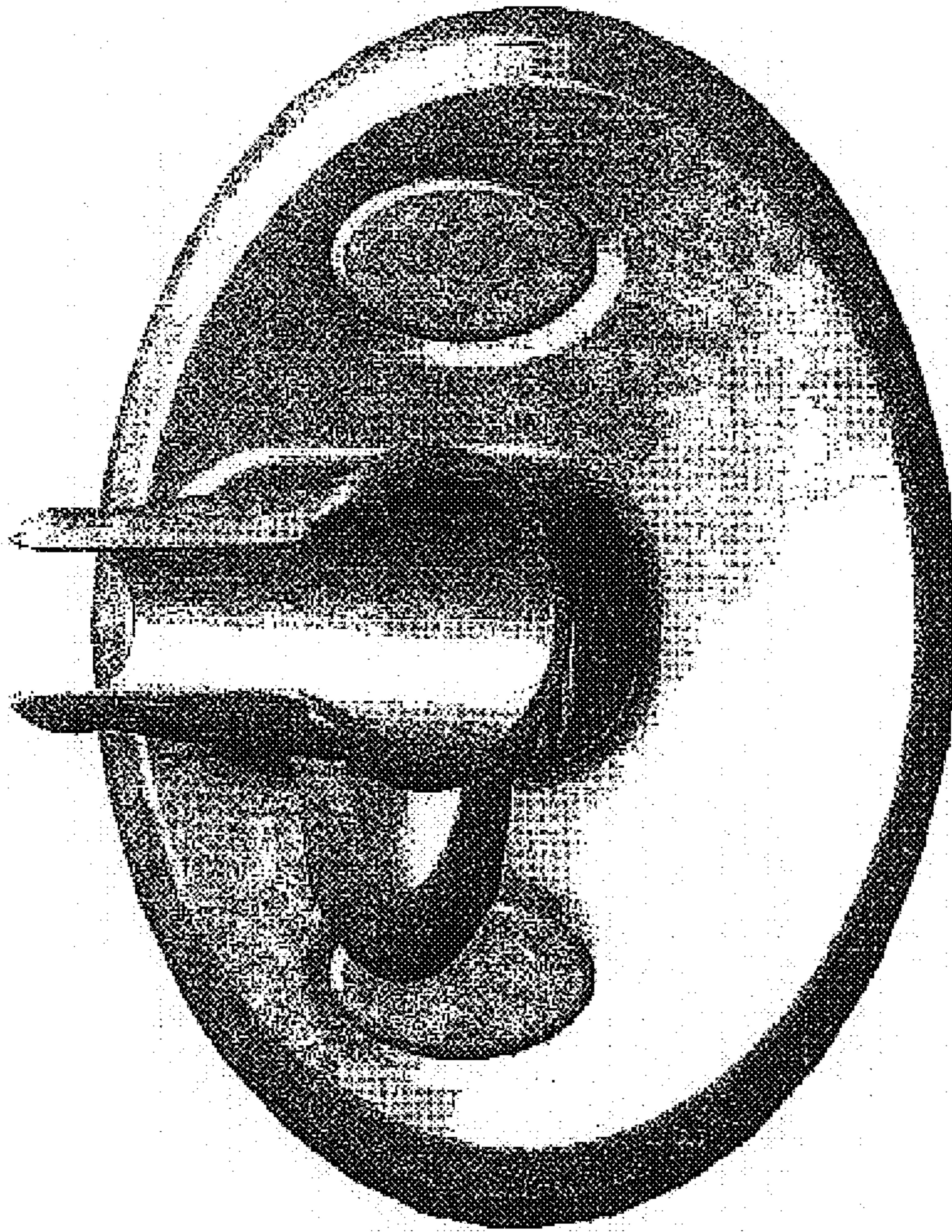


FIG. 3




FIG. 4




FIG. 5




FIG. 6

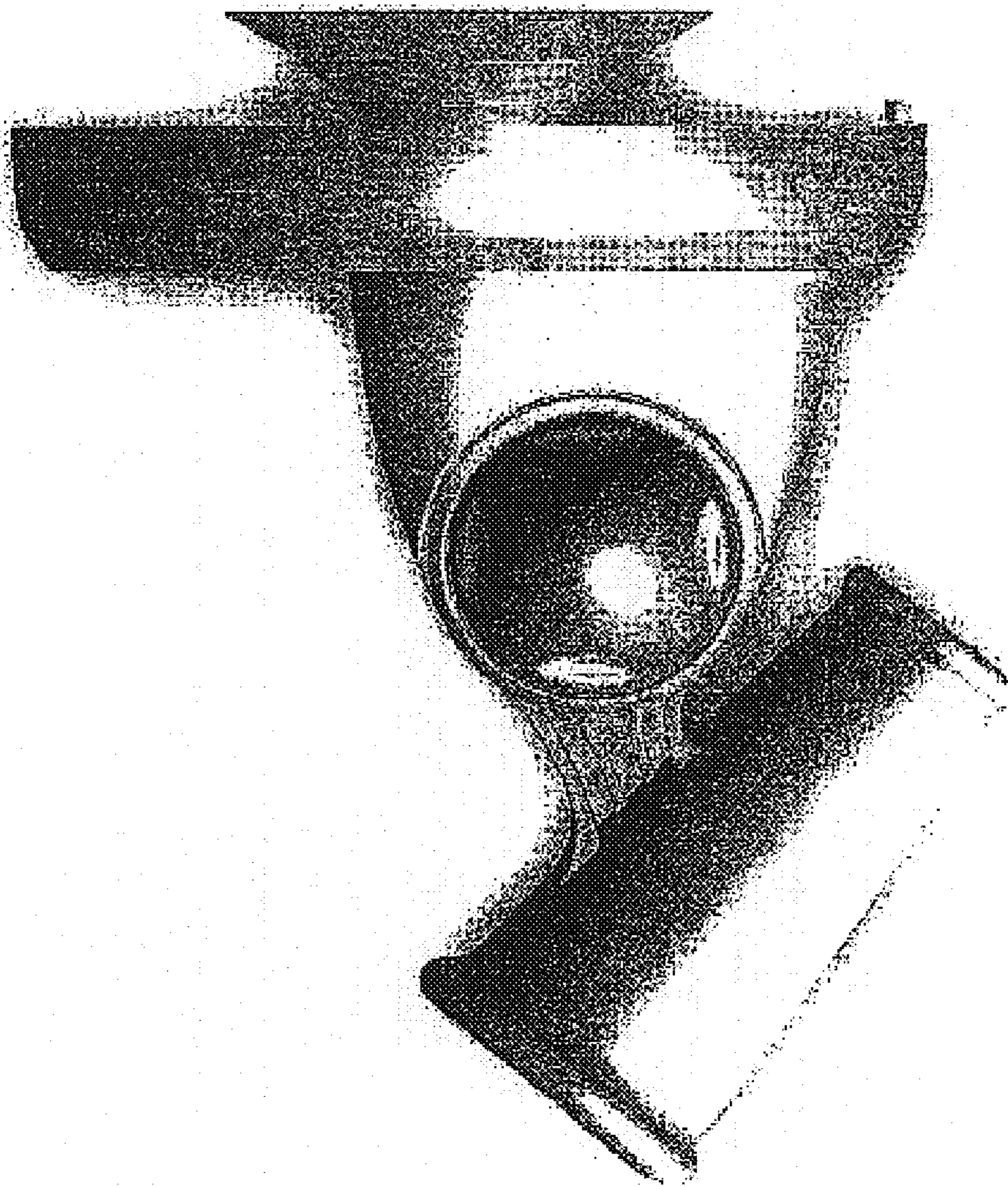


FIG. 7

