



US00D545940S

(12) **United States Design Patent**
Langner

(10) **Patent No.:** **US D545,940 S**
(45) **Date of Patent:** **** Jul. 3, 2007**

(54) **BORE SIGHTER ASSEMBLY**

(74) *Attorney, Agent, or Firm*—LaValle D. Ptak

(76) **Inventor:** **F. Richard Langner**, P.O. Box 18970,
Fountain Hills, AZ (US) 85269

(57) **CLAIM**

(**) **Term:** **14 Years**

The ornamental design for a bore sighter assembly, as shown and described.

(21) **Appl. No.:** **29/266,214**

(22) **Filed:** **Sep. 15, 2006**

DESCRIPTION

(51) **LOC (8) Cl.** **22-01**

(52) **U.S. Cl.** **D22/199; D22/109**

(58) **Field of Classification Search** **D22/100,**
D22/108, 109, 199; 42/100, 134–137, 120;
89/200, 201; 33/275 R, 297; 279/2.12,
279/2.23

See application file for complete search history.

FIG. 1 is a front perspective view of my new and improved bore sighter assembly;

FIG. 2 is a rear perspective view of my new and improved bore sighter assembly;

FIG. 3 is a top view of my new and improved bore sighter assembly (the bottom view of which is a mirror image thereof);

FIG. 4 is a right side view of my new and improved bore sighter assembly (the left side view of which is a mirror image thereof);

FIG. 5 is a front view of my new and improved bore sighter assembly; and,

FIG. 6 is a rear view of my new and improved bore sighter assembly.

(56) **References Cited**


U.S. PATENT DOCUMENTS

2,773,309	A *	12/1956	Elliott	42/134
4,057,905	A *	11/1977	Piaja	42/121
4,232,449	A *	11/1980	Linenberger	89/201
5,720,111	A *	2/1998	McMullen	89/200

* cited by examiner

Primary Examiner—Ian Simmons
Assistant Examiner—Melanie Levy

1 Claim, 2 Drawing Sheets






FIG. 1

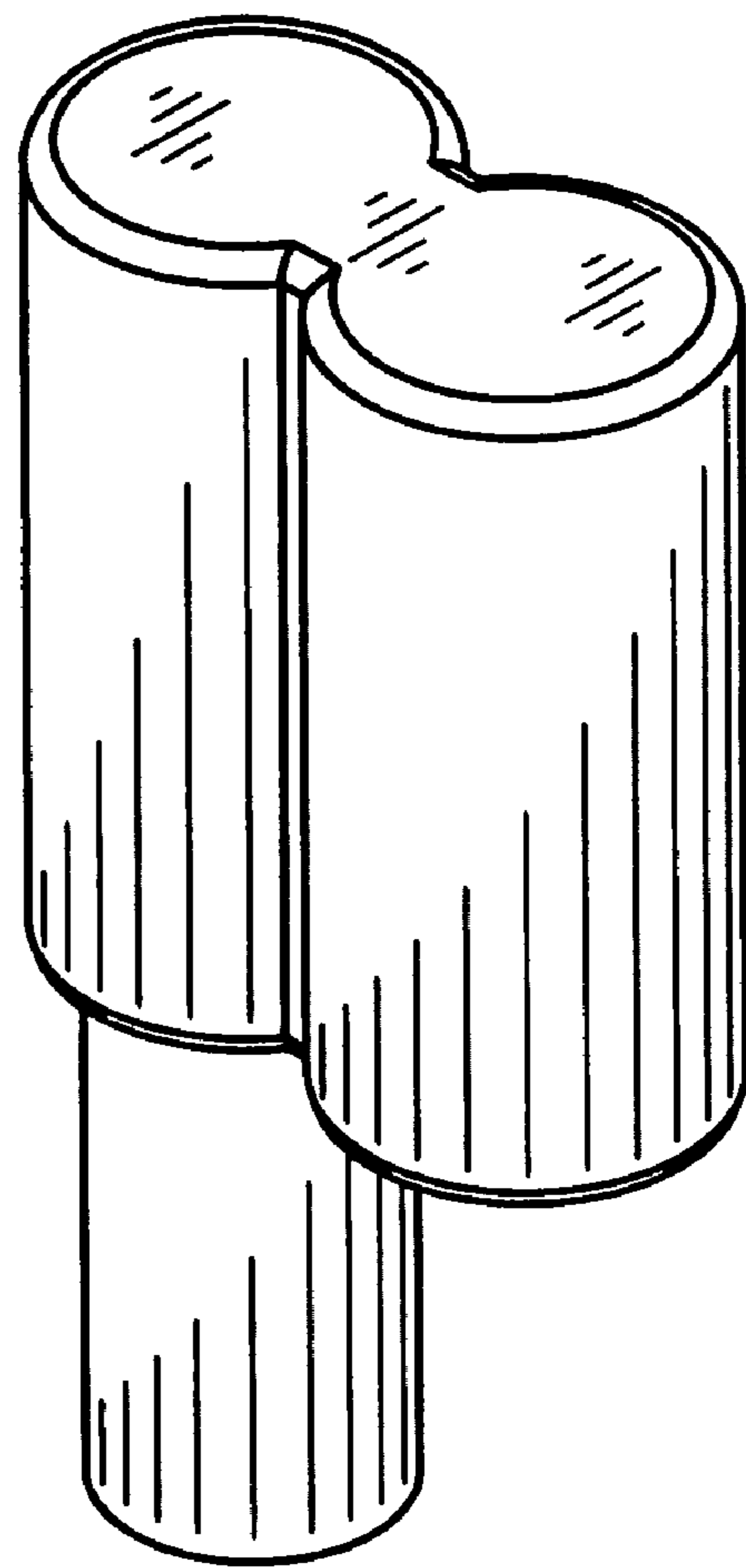


FIG. 2

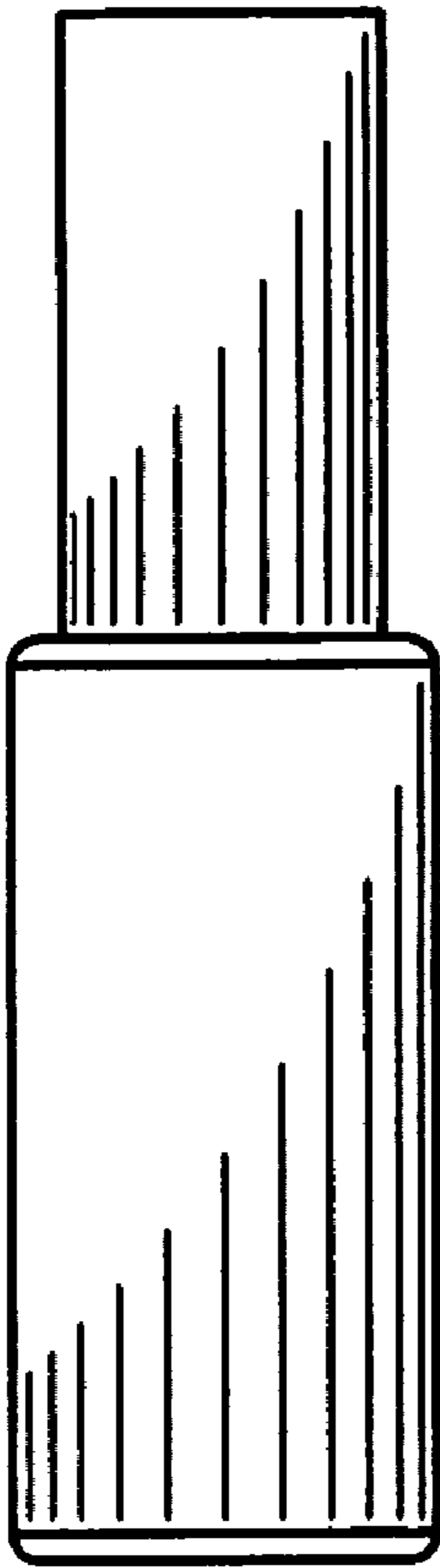


FIG. 3

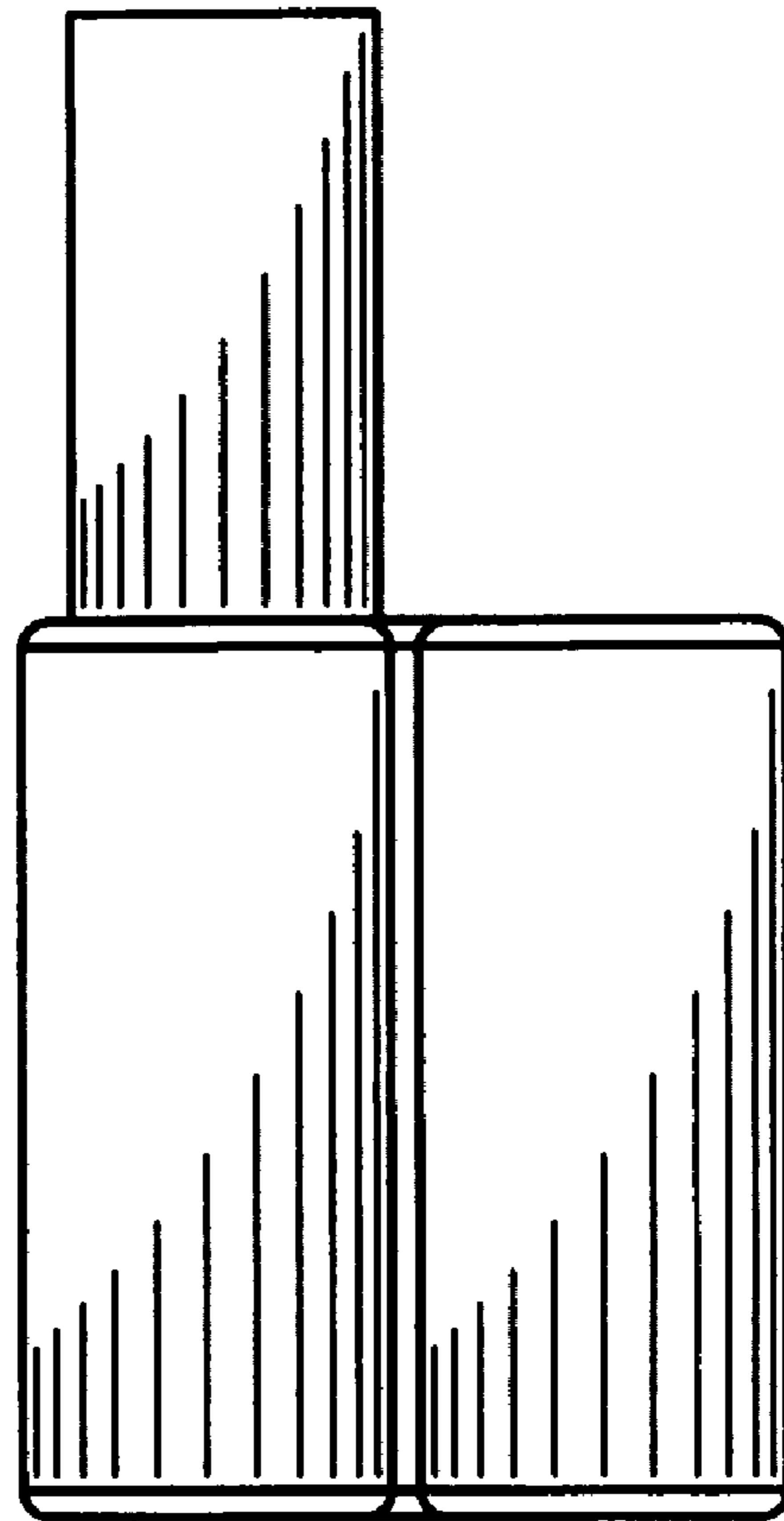


FIG. 4




FIG. 5

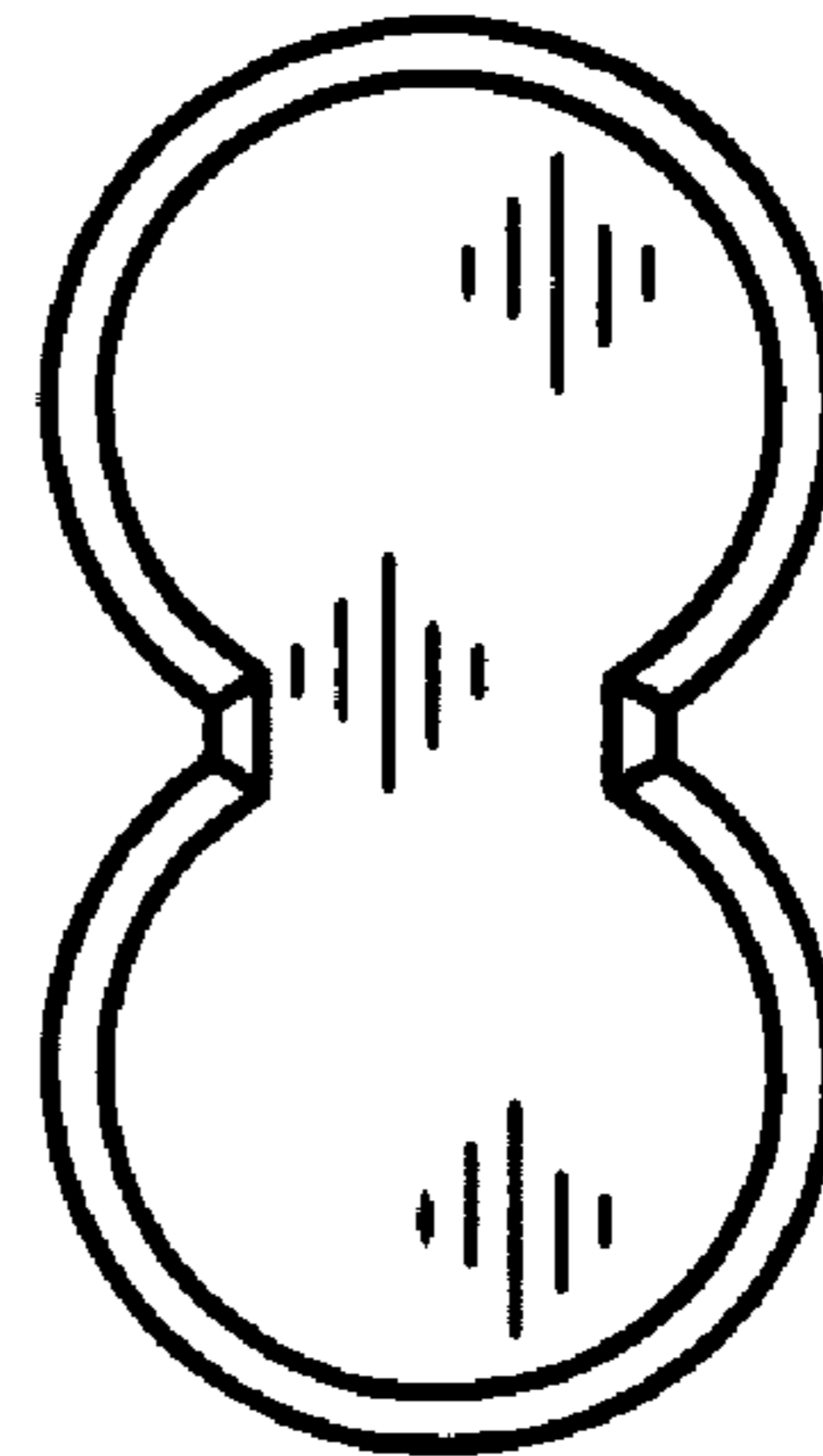


FIG. 6