



US00D545938S

(12) **United States Design Patent**  
**Walters**

(10) **Patent No.:** **US D545,938 S**

(45) **Date of Patent:** **\*\* Jul. 3, 2007**

(54) **LIVEWELL CONTAINMENT SYSTEM**

D333,862 S \* 3/1993 Merechka ..... D22/136  
6,000,168 A \* 12/1999 Demusz et al. .... 43/65

(76) Inventor: **Peggy A. Walters**, 655 Watershaw Dr.,  
Friendsville, TN (US) 37737

\* cited by examiner

(\*\*) Term: **14 Years**

*Primary Examiner*—Catherine R. Oliver  
(74) *Attorney, Agent, or Firm*—Luedeka, Neely & Graham,  
PC

(21) Appl. No.: **29/248,842**

(22) Filed: **Sep. 7, 2006**

(57) **CLAIM**

**Related U.S. Application Data**

The ornamental design for a livewell containment system, as  
shown and described.

(63) Continuation-in-part of application No. 29/246,600,  
filed on Apr. 26, 2006, now Pat. No. Des. 540,418.

**DESCRIPTION**

(51) **LOC (8) Cl.** ..... **22-05**

FIG. 1 is a front perspective view of the containment system  
of my new design, the rear being identical thereto;

(52) **U.S. Cl.** ..... **D22/136**

FIG. 2 is a left side elevation view of the containment system  
of my new design, the right side being identical thereto;

(58) **Field of Classification Search** ..... D22/136,  
D22/134-135, 199; 43/44.9, 54.1, 55, 56,  
43/65; D3/260; 206/315.11

FIG. 3 is a front elevation view of the containment system  
of my new design;

See application file for complete search history.

FIG. 4 is a top plan view of the containment system of my  
new design; and

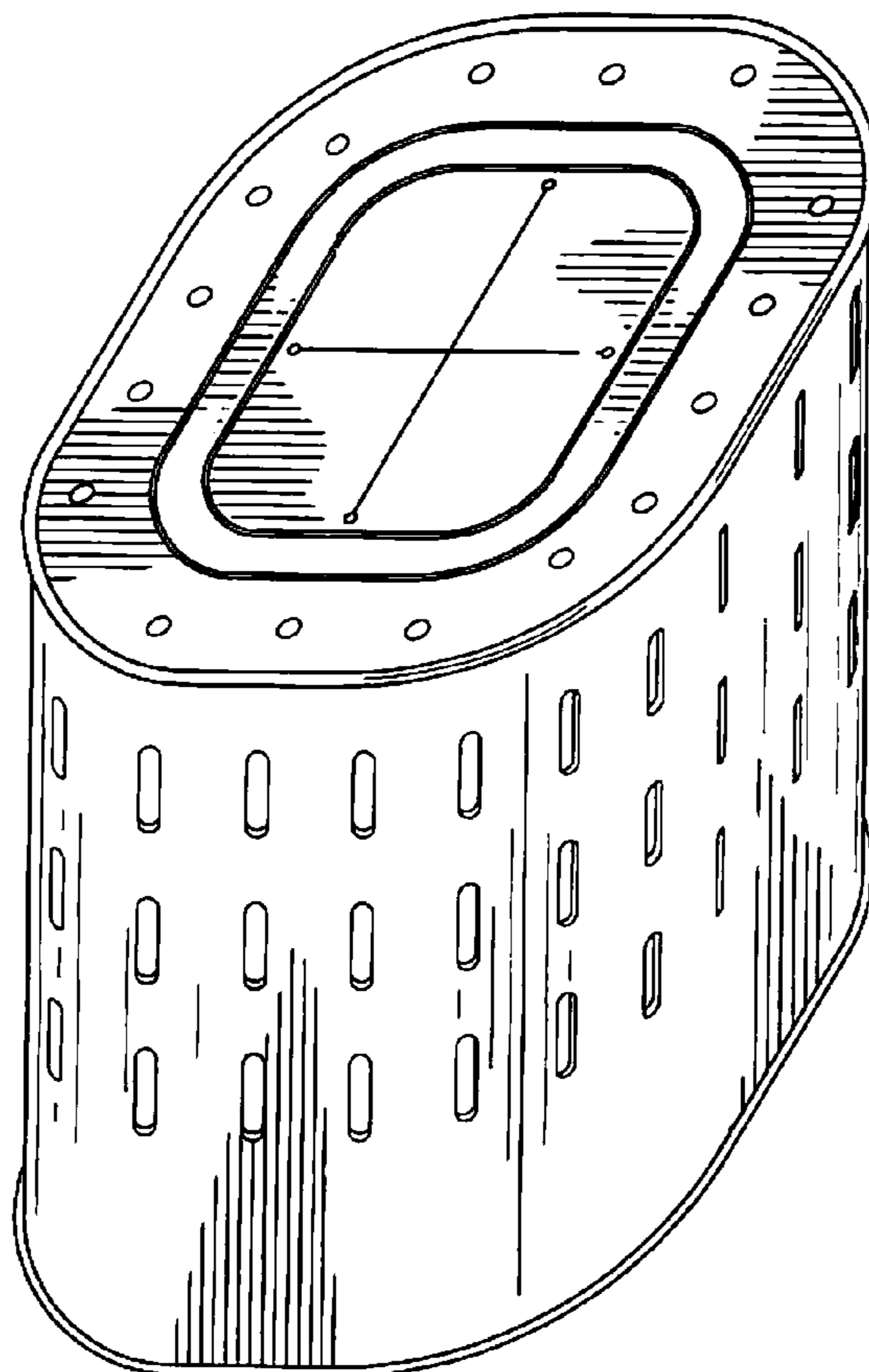
(56) **References Cited**

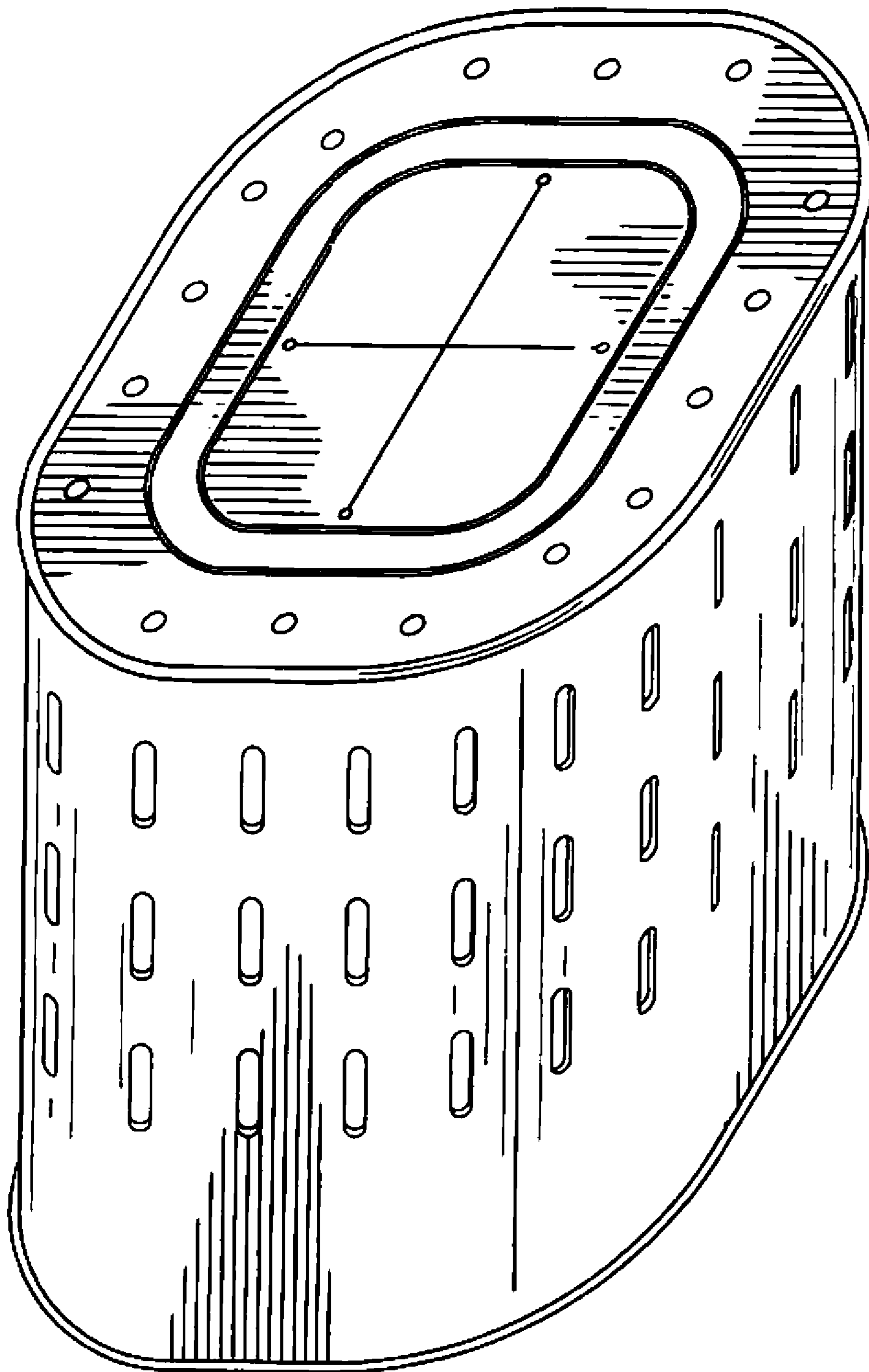
FIG. 5 is a bottom plan view of the containment system of  
my new design.

**U.S. PATENT DOCUMENTS**

2,780,887 A \* 2/1957 Cabaniss ..... 43/55  
4,829,705 A \* 5/1989 Dorsey ..... 43/44.99  
D323,698 S \* 2/1992 Nelson et al. .... D22/136

**1 Claim, 3 Drawing Sheets**





**FIG. 1**




FIG. 3




FIG. 2

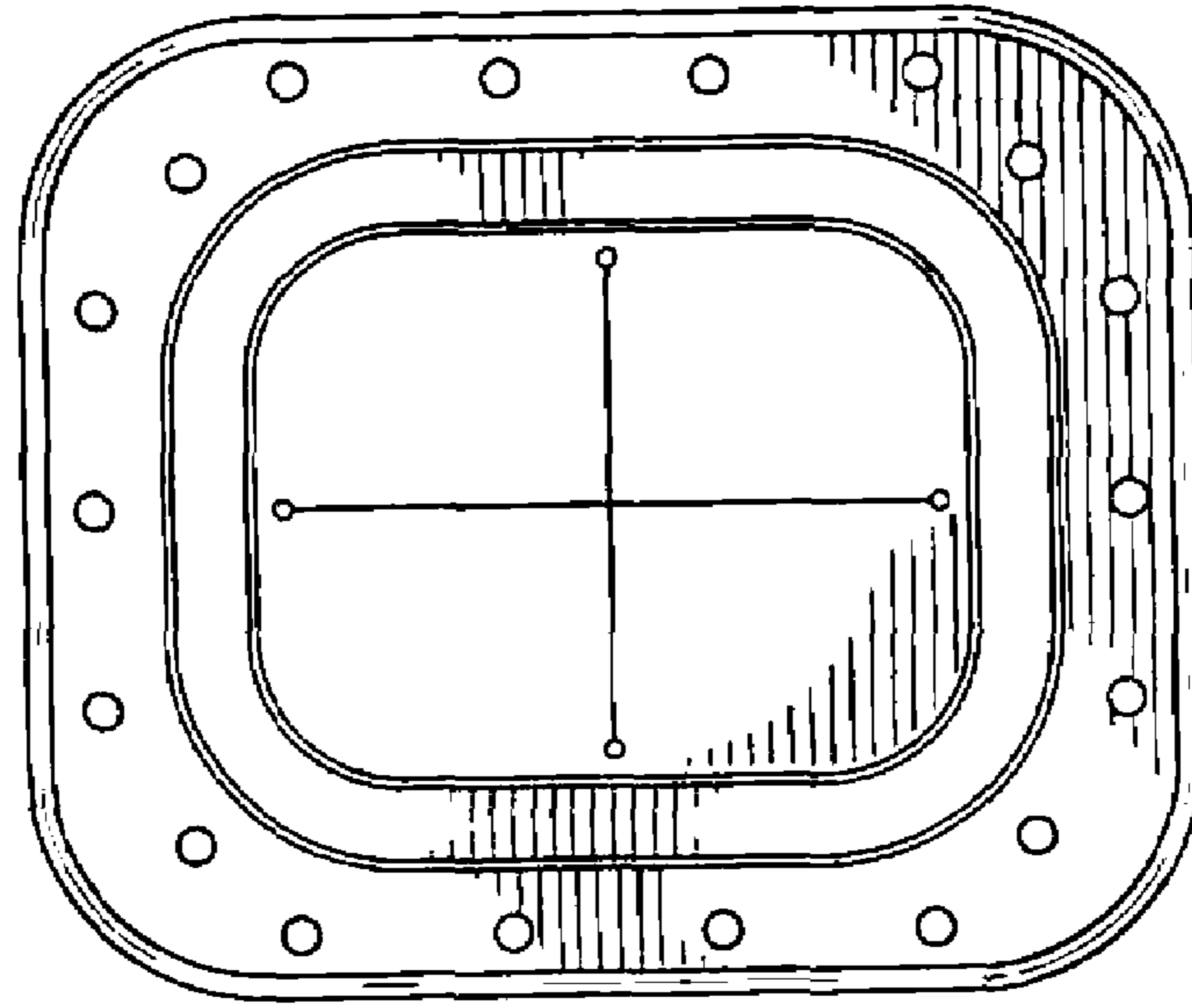


FIG. 4

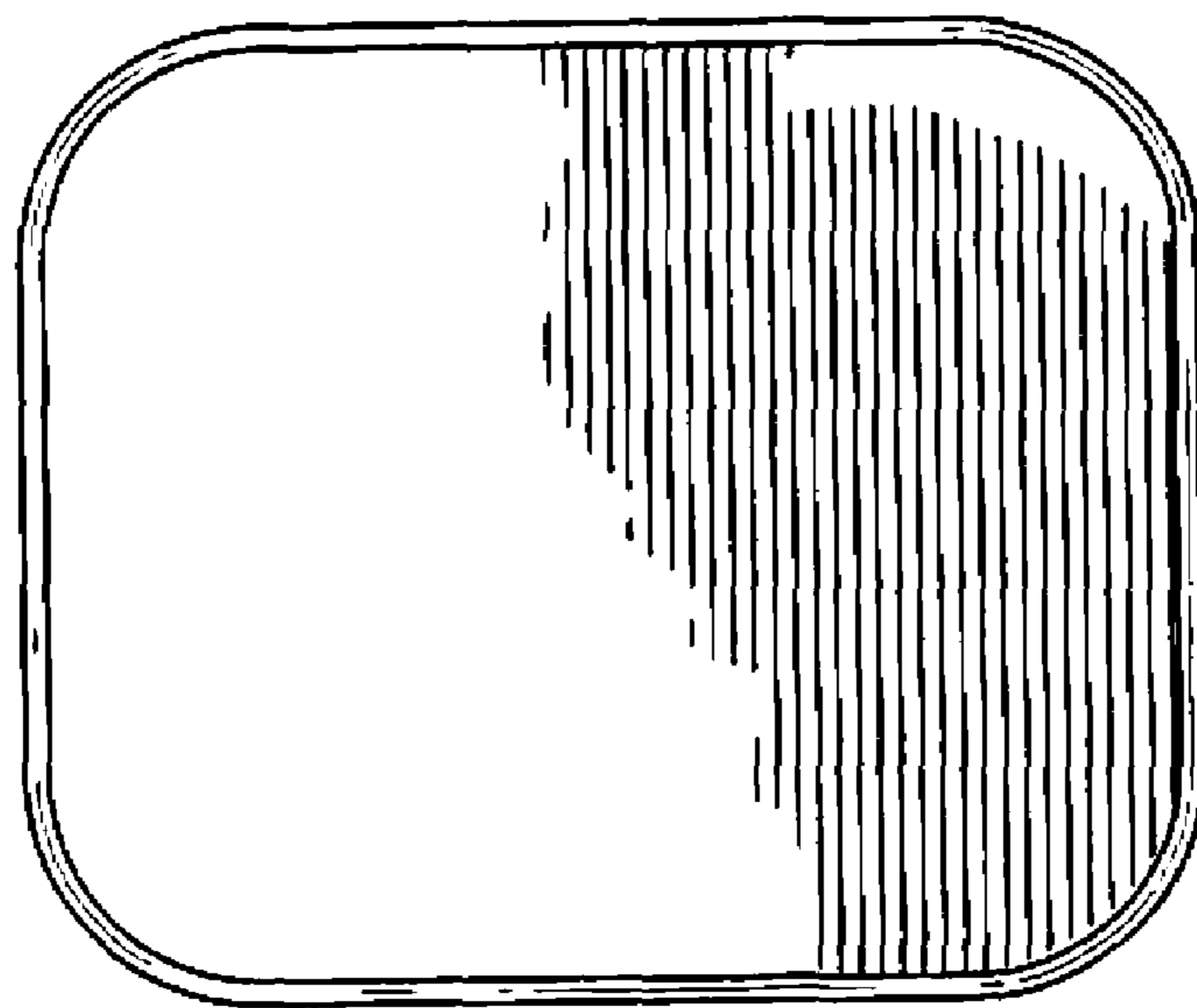


FIG. 5