

US00D545924S

(12) **United States Design Patent** (10) **Patent No.:** **US D545,924 S**
Wilson et al. (45) **Date of Patent:** **** Jul. 3, 2007**

(54) **WINDOWED TOY CONSTRUCTION ELEMENT**

D367,694 S * 3/1996 van Huystee D21/510
D372,056 S * 7/1996 Norton D21/510
D379,204 S * 5/1997 .O slashed.hrwald D21/494
5,860,650 A * 1/1999 Scobbie et al. 273/157 R
D412,945 S * 8/1999 J.o slashed.rgensen et al. .. D21/494
2004/0176012 A1* 9/2004 Hirtz 446/476

(75) Inventors: **Simon John Wilson**, Vejle (DK); **Inge Brandt Nagel**, Kolding (DK)

(73) Assignee: **Interlego AG**, Baar (CH)

(**) Term: **14 Years**

(21) Appl. No.: **29/232,455**

(22) Filed: **Jun. 20, 2005**

(30) **Foreign Application Priority Data**

Jan. 24, 2005 (EM) 000284559

(51) **LOC (8) Cl.** **21-01**

(52) **U.S. Cl.** **D21/510; D21/494**

(58) **Field of Classification Search** D21/484,
D21/493-494, 506-507, 510; D25/5-6,
D25/22-26, 31-33; 446/85, 108

See application file for complete search history.

(56) **References Cited**

U.S. PATENT DOCUMENTS

D16,167 S * 7/1885 Hunt D11/157
D241,871 S * 10/1976 Reiling D21/510
D281,984 S * 12/1985 Nakao et al. D21/488
D333,328 S * 2/1993 Aker et al. D21/510
D342,697 S * 12/1993 Delson D11/157
D344,303 S * 2/1994 Knudsen D21/505
D359,997 S * 7/1995 Knudsen D21/505
D361,100 S * 8/1995 Skov et al. D21/503
5,460,561 A * 10/1995 Dahlgren 446/117

OTHER PUBLICATIONS

Harry Potter Logwarts Lego Castle from HobbyTron. Downloaded Sep. 27, 2006 at http://presentpicker.com/ppp/item/iteml.html?theld=1204&rev=/ppp/top/top_choice.html.*

* cited by examiner

Primary Examiner—Philip S. Hyder

Assistant Examiner—RoseLynne [Ulm] Cody

(74) *Attorney, Agent, or Firm*—Day Pitney LLP

(57) **CLAIM**

The ornamental design for a windowed toy construction element, as shown and described.

DESCRIPTION

FIG. 1 is a perspective view of our ornamental design;

FIG. 2 is a right side view thereof;

FIG. 3 is a front view thereof;


FIG. 4 is a rear view thereof;

FIG. 5 is a left side view thereof;

FIG. 6 is a top view thereof; and,

FIG. 7 is a bottom view thereof.

1 Claim, 4 Drawing Sheets






FIG. 1

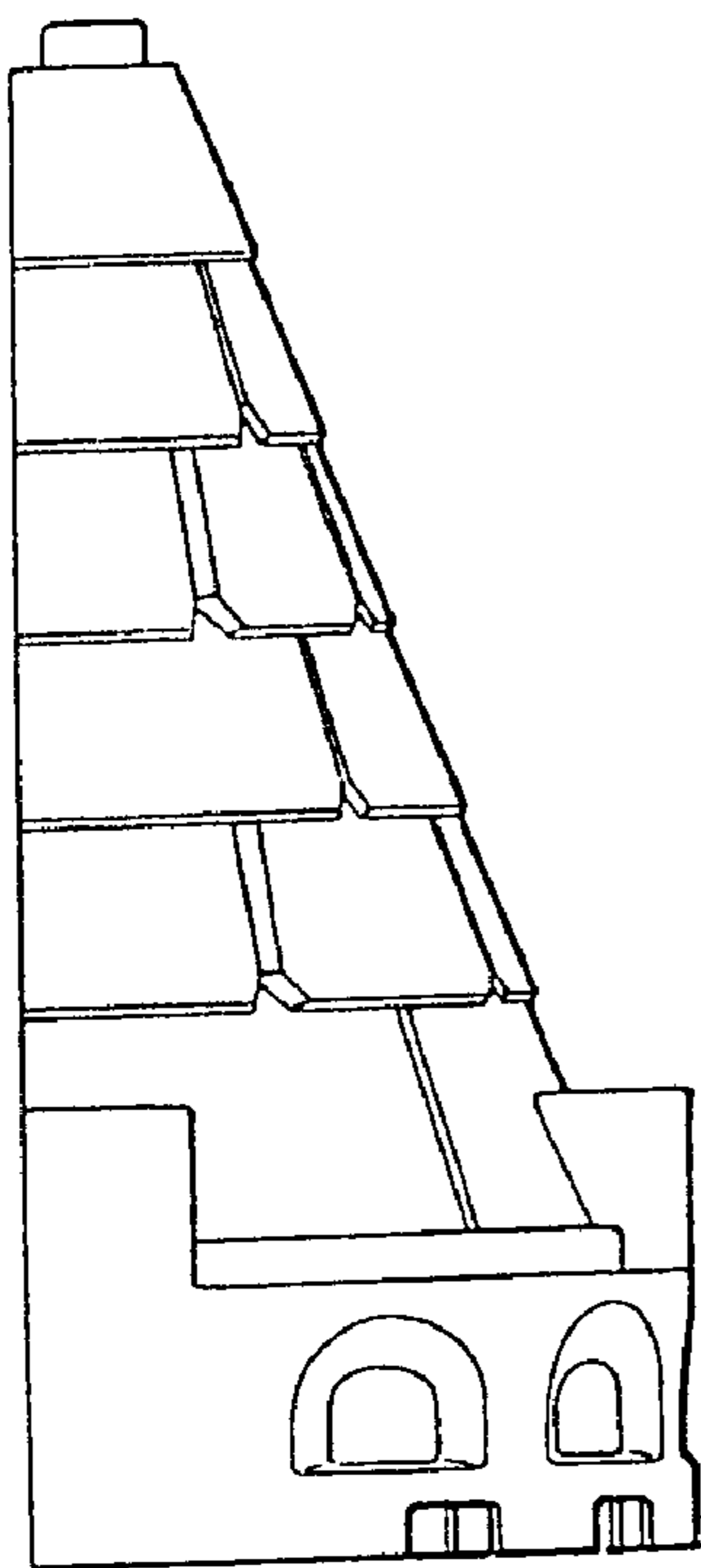


FIG. 2

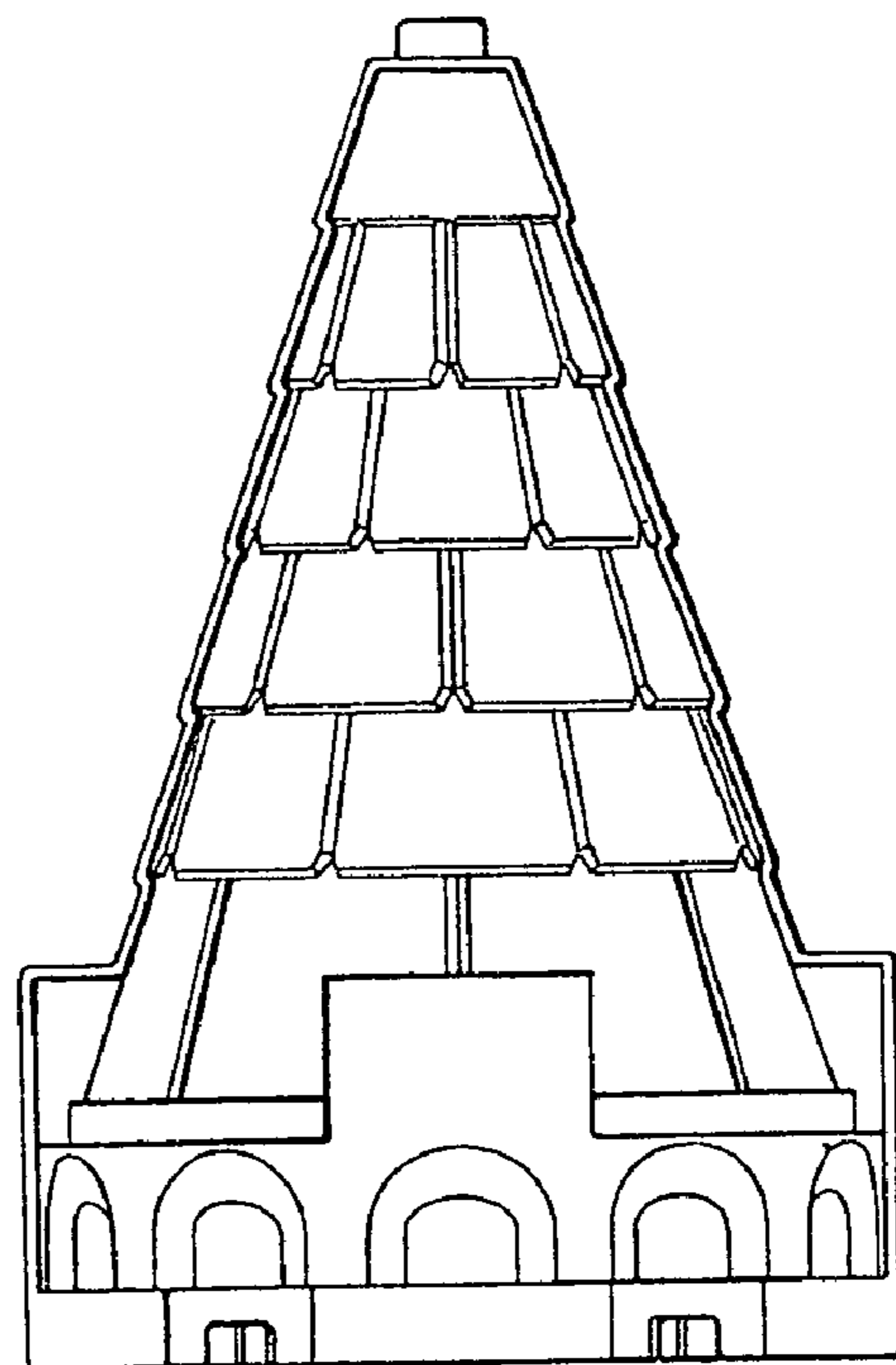


FIG. 3




FIG. 4

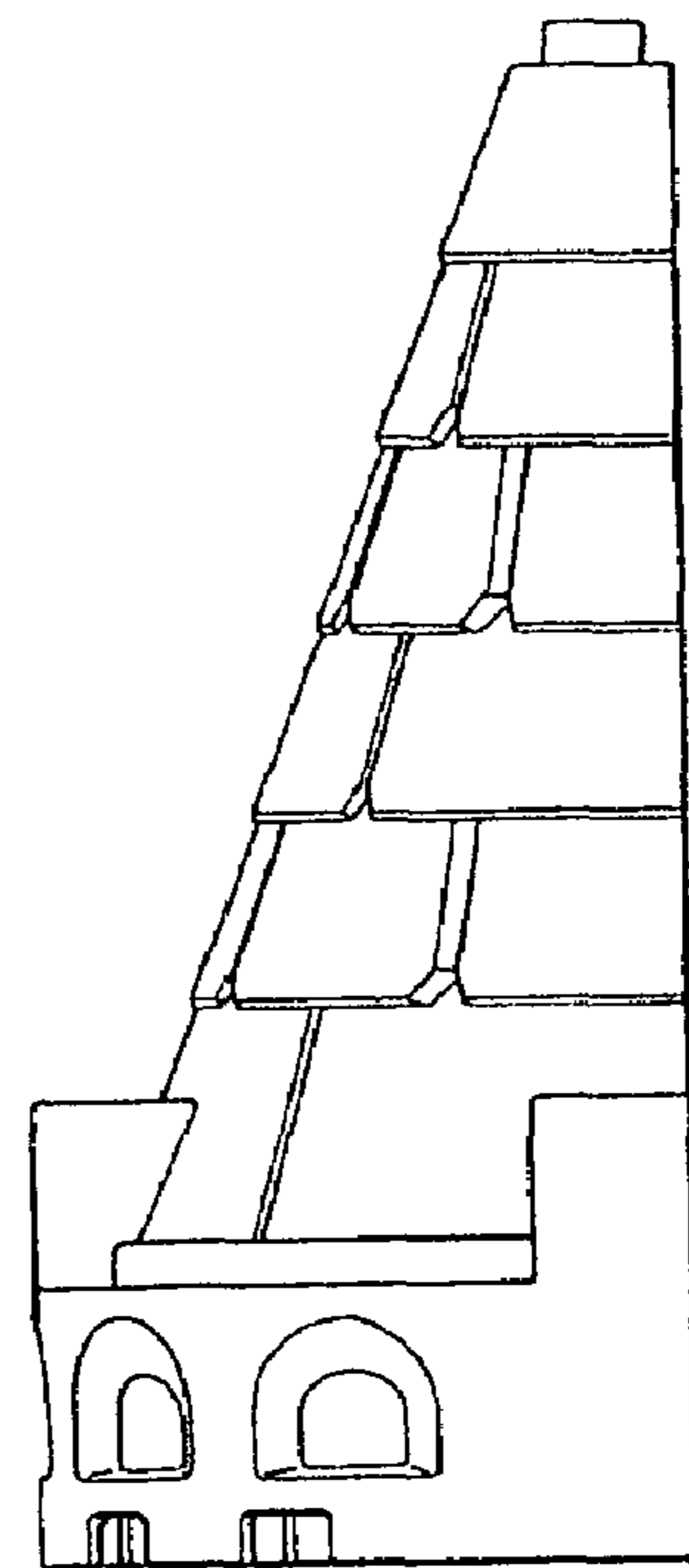


FIG. 5

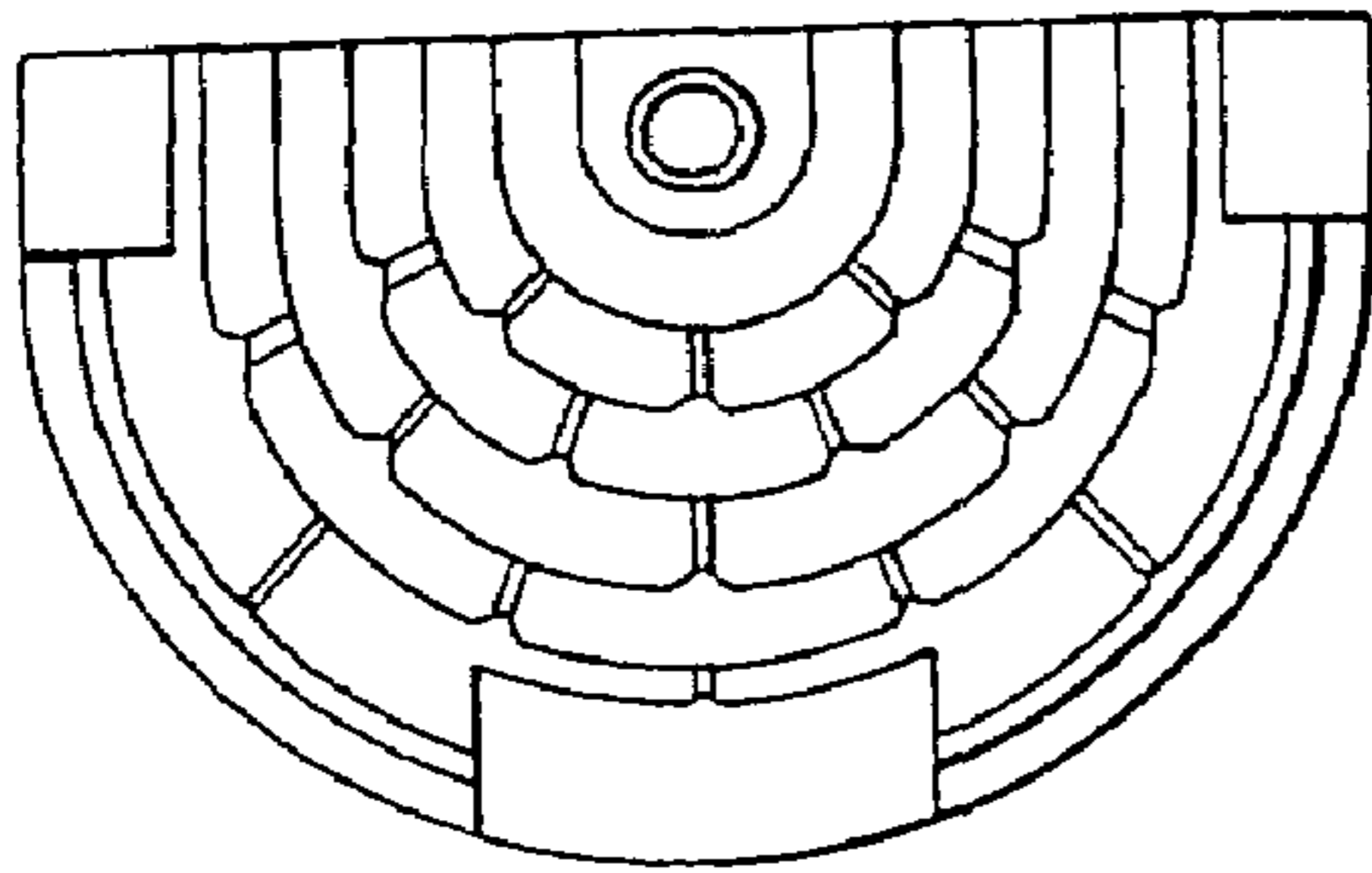


FIG. 6

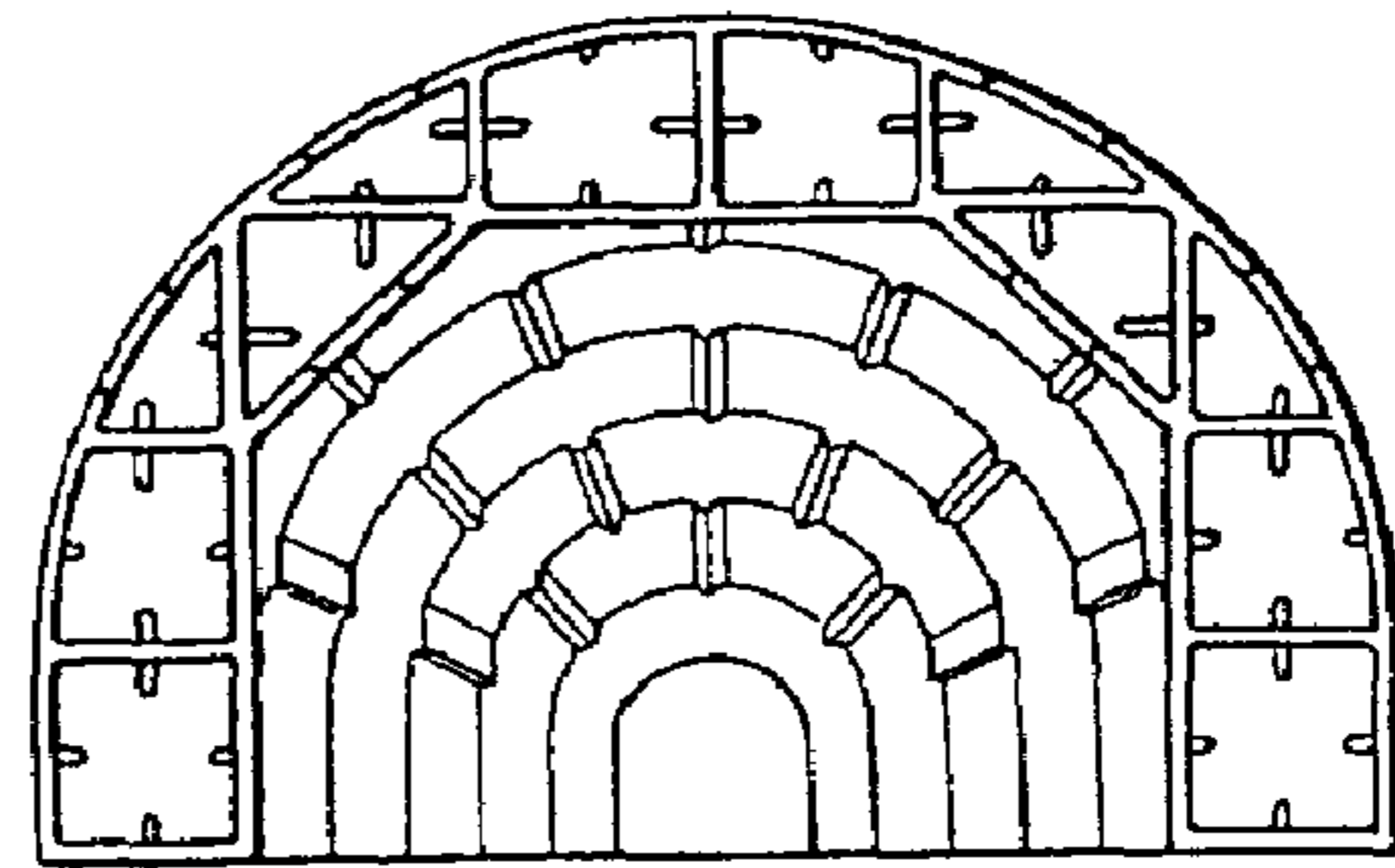


FIG. 7