



US00D545908S

(12) **United States Design Patent**
Bourgeois et al.

(10) **Patent No.:** **US D545,908 S**

(45) **Date of Patent:** **** Jul. 3, 2007**

(54) **EMERGENCY EXIT SIGN**

(75) Inventors: **Luc Bourgeois**, Lachenaie (CA);
Francois Couillard, Blainville (CA)

(73) Assignee: **Thomas & Betts International, Inc.**,
Wilmington, DE (US)

(**) Term: **14 Years**

(21) Appl. No.: **29/267,877**

(22) Filed: **Oct. 24, 2006**

(51) **LOC (8) Cl.** **20-03**

(52) **U.S. Cl.** **D20/10; D20/42**

(58) **Field of Classification Search** D20/10,
D20/27, 40-42, 99; 40/204, 205, 442, 444,
40/541-545, 549, 553, 563, 564, 570, 572,
40/574, 575, 578-581, 617, 624, 885; 362/226,
362/311, 555, 612, 614, 812; D10/109; D26/26,
D26/85

See application file for complete search history.

(56) **References Cited**

U.S. PATENT DOCUMENTS

1,809,243	A *	6/1931	Kirk	40/553
4,169,327	A *	10/1979	Stilling	40/549
4,217,714	A *	8/1980	Ramsay	40/549
D314,983	S *	2/1991	Cangianni et al.	D20/10
D391,992	S *	3/1998	Vosika et al.	D20/10
5,729,924	A *	3/1998	Reading	40/564
D504,705	S *	5/2005	Gregory et al.	D20/42
D524,461	S *	7/2006	Molenaar et al.	D26/26

* cited by examiner

Primary Examiner—Robert M. Spear

Assistant Examiner—Mary Ann Calabrese

(74) *Attorney, Agent, or Firm*—Michael L. Hoelter

(57) **CLAIM**

The ornamental design for an emergency exit sign, as shown and described.

DESCRIPTION

FIG. 1 is a front perspective view of the emergency exit sign of the present invention.

FIG. 2 is a front elevational view of the emergency exit sign of the present invention.

FIG. 3 is a back elevational view of the emergency exit sign of the present invention.

FIG. 4 is a left elevational view of the emergency exit sign of the present invention.


FIG. 5 is a right elevational view of the emergency exit sign of the present invention.

FIG. 6 is a top plan view of the emergency exit sign of the present invention; and,

FIG. 7 is a bottom plan view of the emergency exit sign of the present invention.

In the drawings, the broken lines are for illustrative purposes only and form no part of the claimed design.

1 Claim, 5 Drawing Sheets



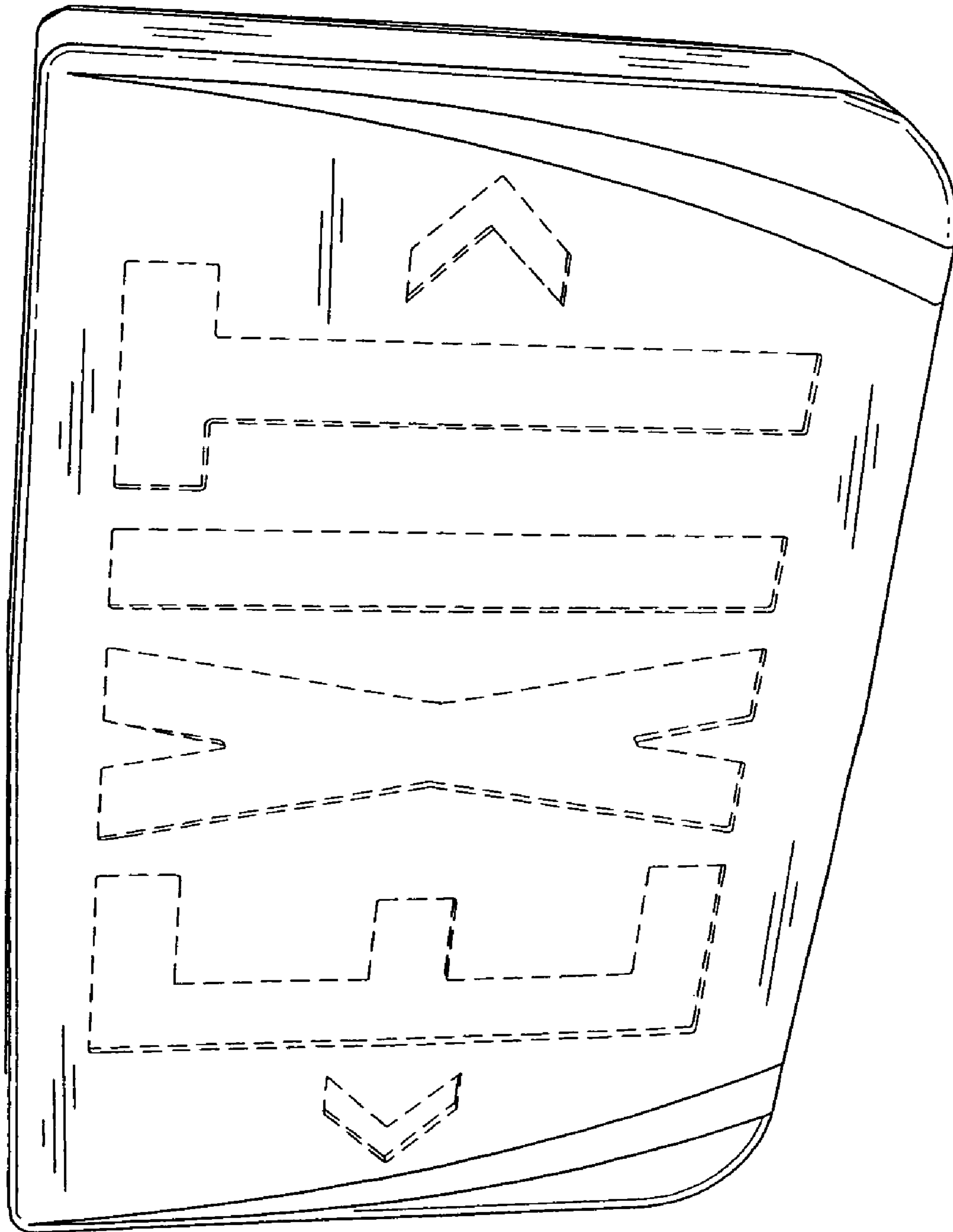


FIG. 1




FIG. 2

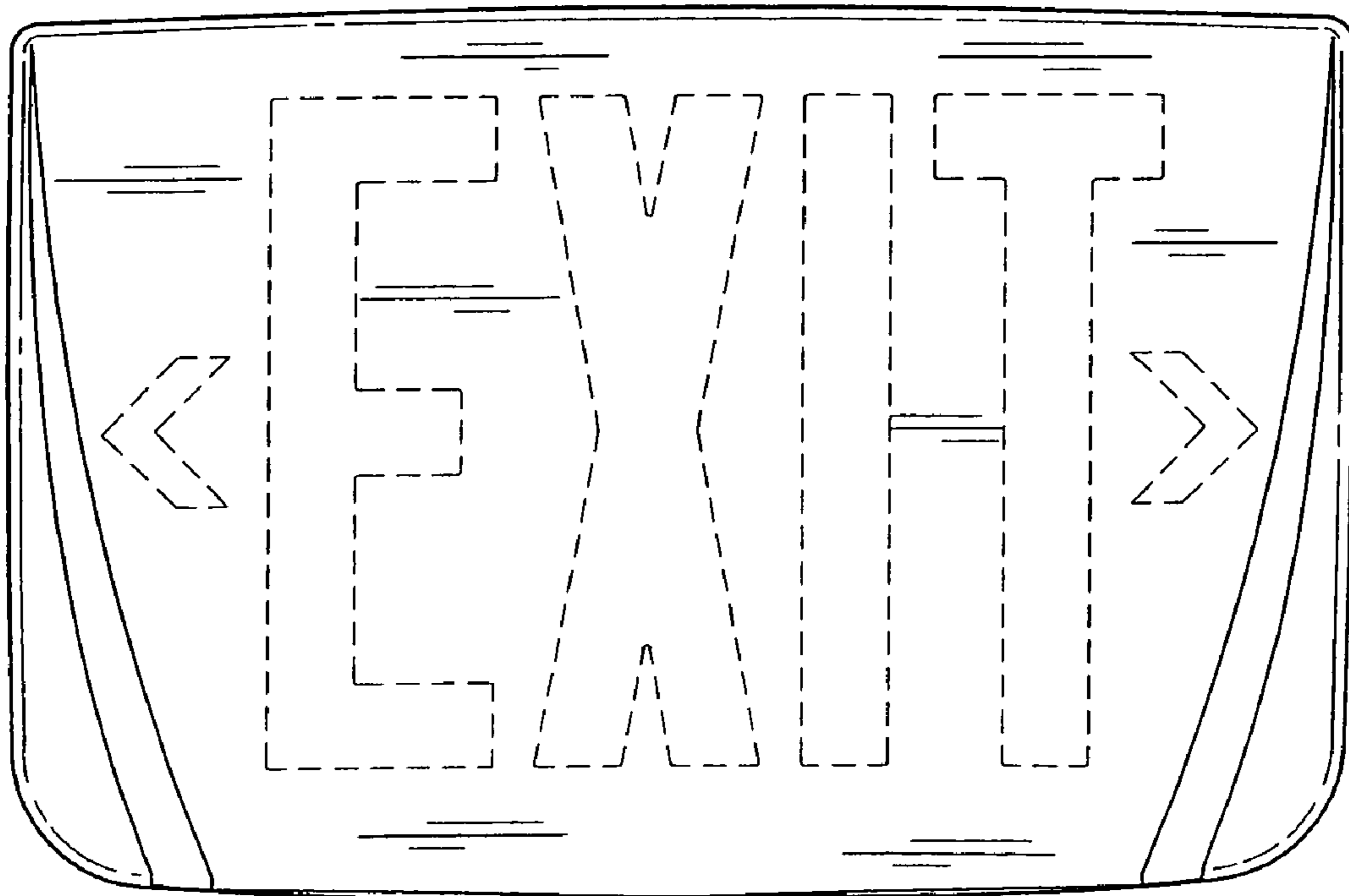


FIG. 3




FIG. 4




FIG. 5

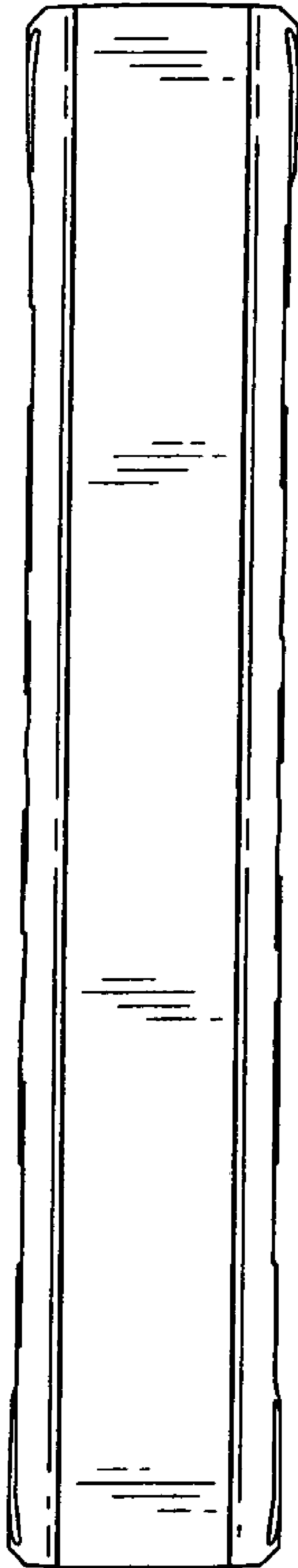


FIG. 6

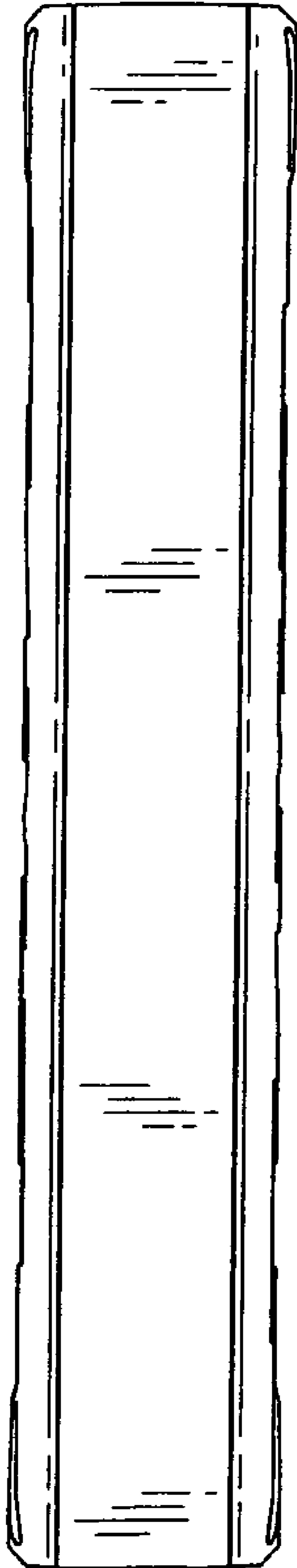


FIG. 7