



US00D545885S

(12) **United States Design Patent**
Faber

(10) **Patent No.:** **US D545,885 S**

(45) **Date of Patent:** **** Jul. 3, 2007**

(54) **PRINTER STAMP**

(75) Inventor: **Ernst Faber, Wels (AT)**

(73) Assignee: **Colop Stempelerzeugung Skopek GmbH & Co. KG, Wels (AT)**

(**) Term: **14 Years**

(21) Appl. No.: **29/238,067**

(22) Filed: **Sep. 9, 2005**

(51) **LOC (8) Cl.** **19-02**

(52) **U.S. Cl.** **D18/15**

(58) **Field of Classification Search** D18/15-18,
D18/50; 101/333-334, 327, 405, 406, 328,
101/352.07; 118/264, 268

See application file for complete search history.

(56) **References Cited**

U.S. PATENT DOCUMENTS

4,289,070	A *	9/1981	MacGregor	101/327
D323,527	S *	1/1992	Weir et al.	D18/15
D387,799	S *	12/1997	Daw et al.	D18/15
6,189,450	B1 *	2/2001	Shih	101/327
D444,808	S *	7/2001	Dour et al.	D18/15
6,499,398	B2 *	12/2002	MacNeil	101/405
D492,957	S *	7/2004	Wei	D18/15
D493,192	S *	7/2004	Sculler et al.	D18/15

6,761,114	B2 *	7/2004	Koneczny et al.	101/333
6,945,172	B1 *	9/2005	Shih	101/333
D513,037	S *	12/2005	Faber	D18/15
D516,117	S *	2/2006	Shih	D18/15
D518,087	S *	3/2006	Shih	D18/15
D523,892	S *	6/2006	Faber	D18/15
7,066,089	B1 *	6/2006	Shih	101/333

* cited by examiner

Primary Examiner—Charles A. Rademaker

(74) *Attorney, Agent, or Firm*—Abelman, Frayne & Schwab

(57) **CLAIM**

The ornamental design for a printer stamp, as shown and described.

DESCRIPTION

FIG. 1 is a perspective view of a printer stamp showing my new design;

FIG. 2 is a top view thereof;

FIG. 3 is a front view thereof;


FIG. 4 is a left-side view thereof;

FIG. 5 is a right-side view thereof;

FIG. 6 is a rear view thereof; and,

FIG. 7 is a bottom view thereof.

1 Claim, 4 Drawing Sheets






FIG. 1

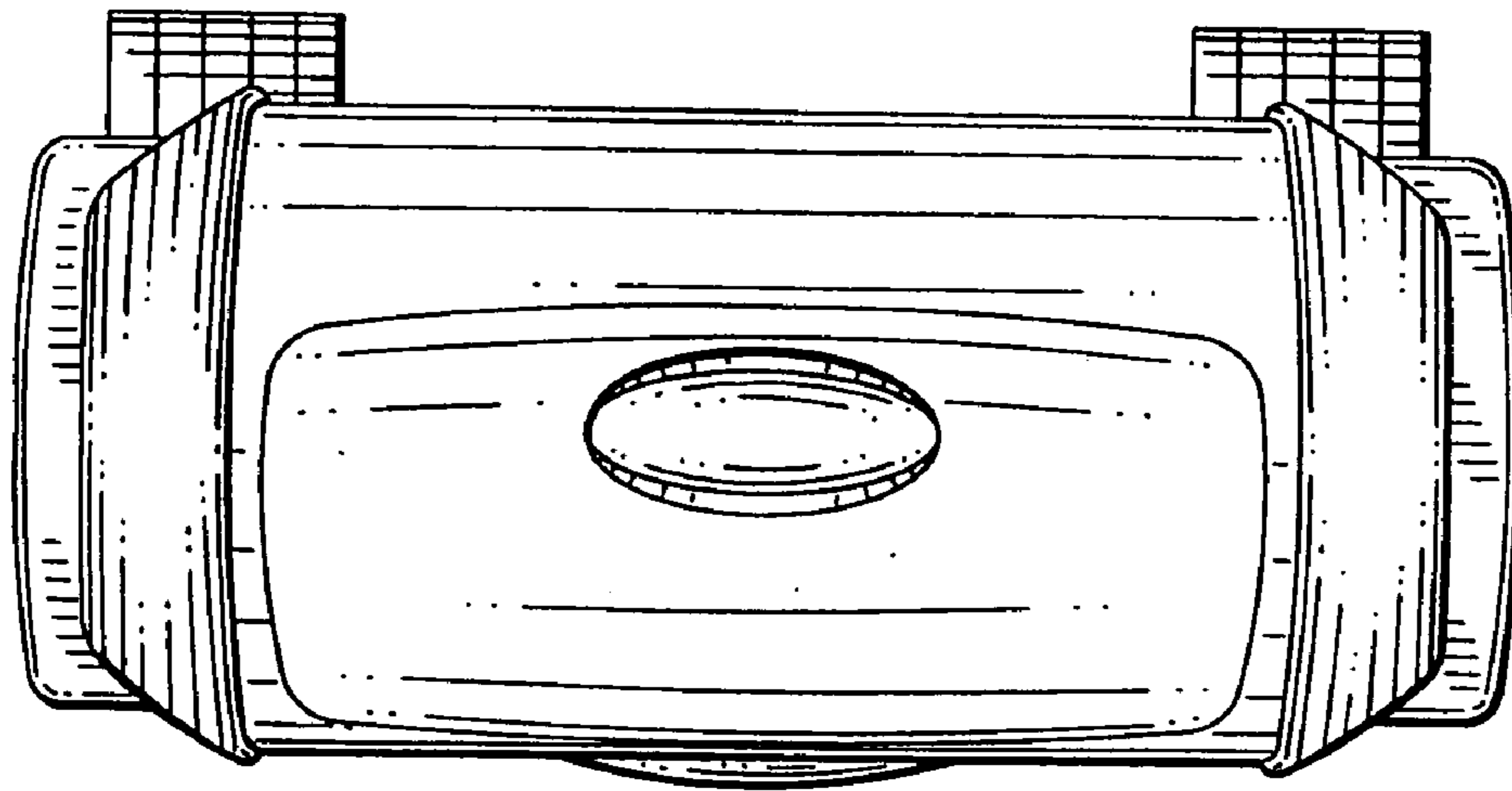


FIG. 2

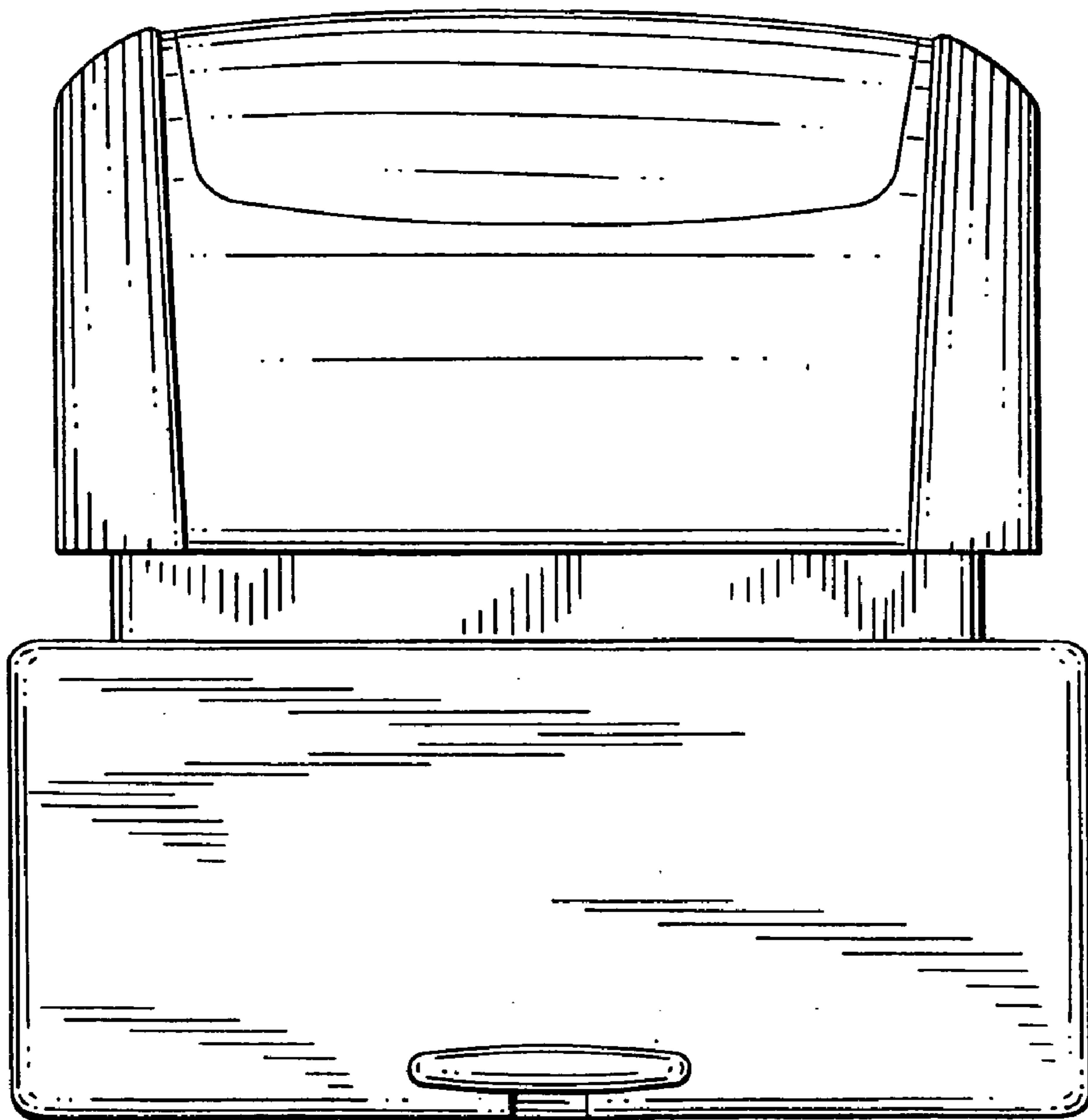


FIG. 3

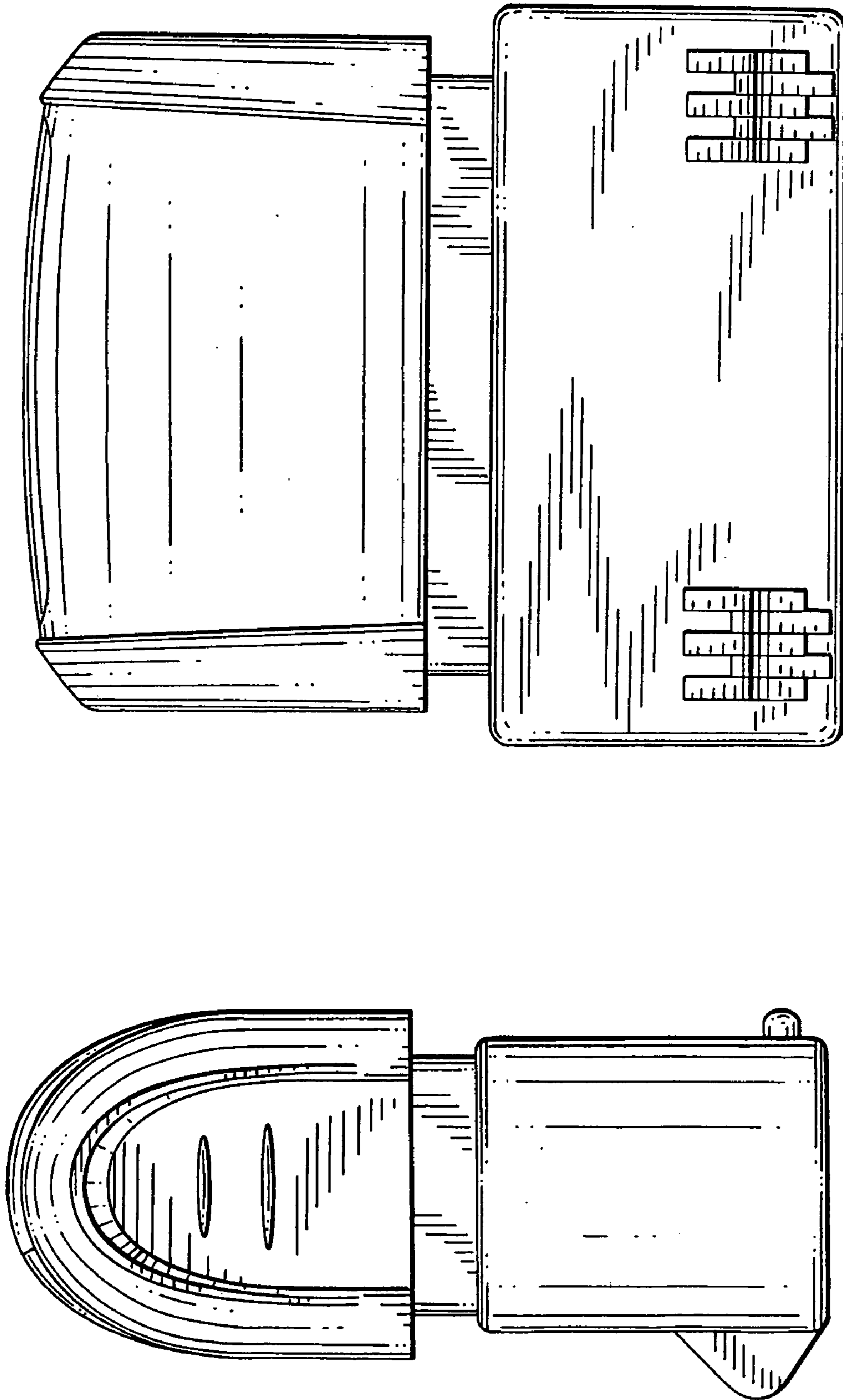


FIG. 6

FIG. 4

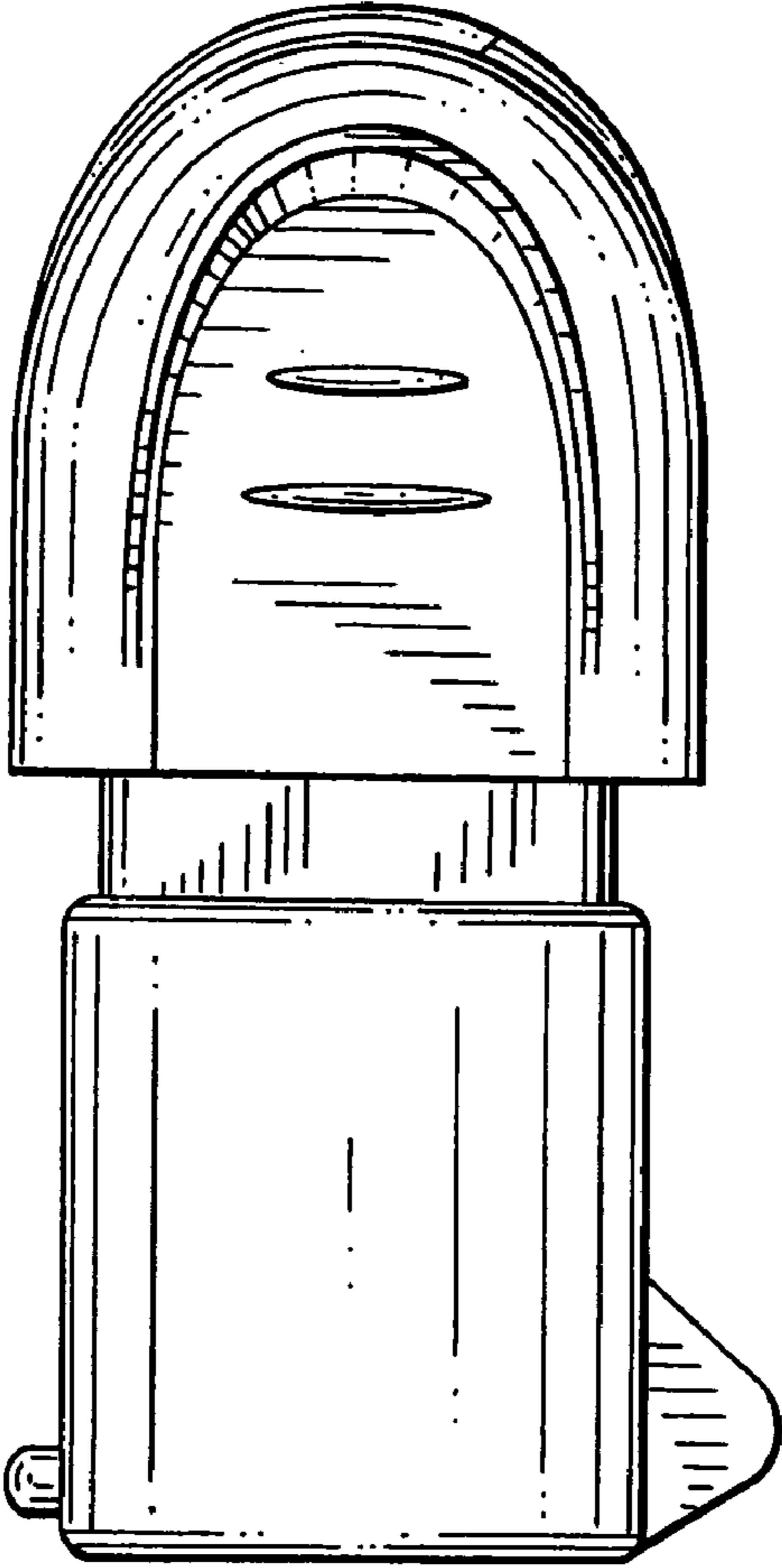


FIG. 5

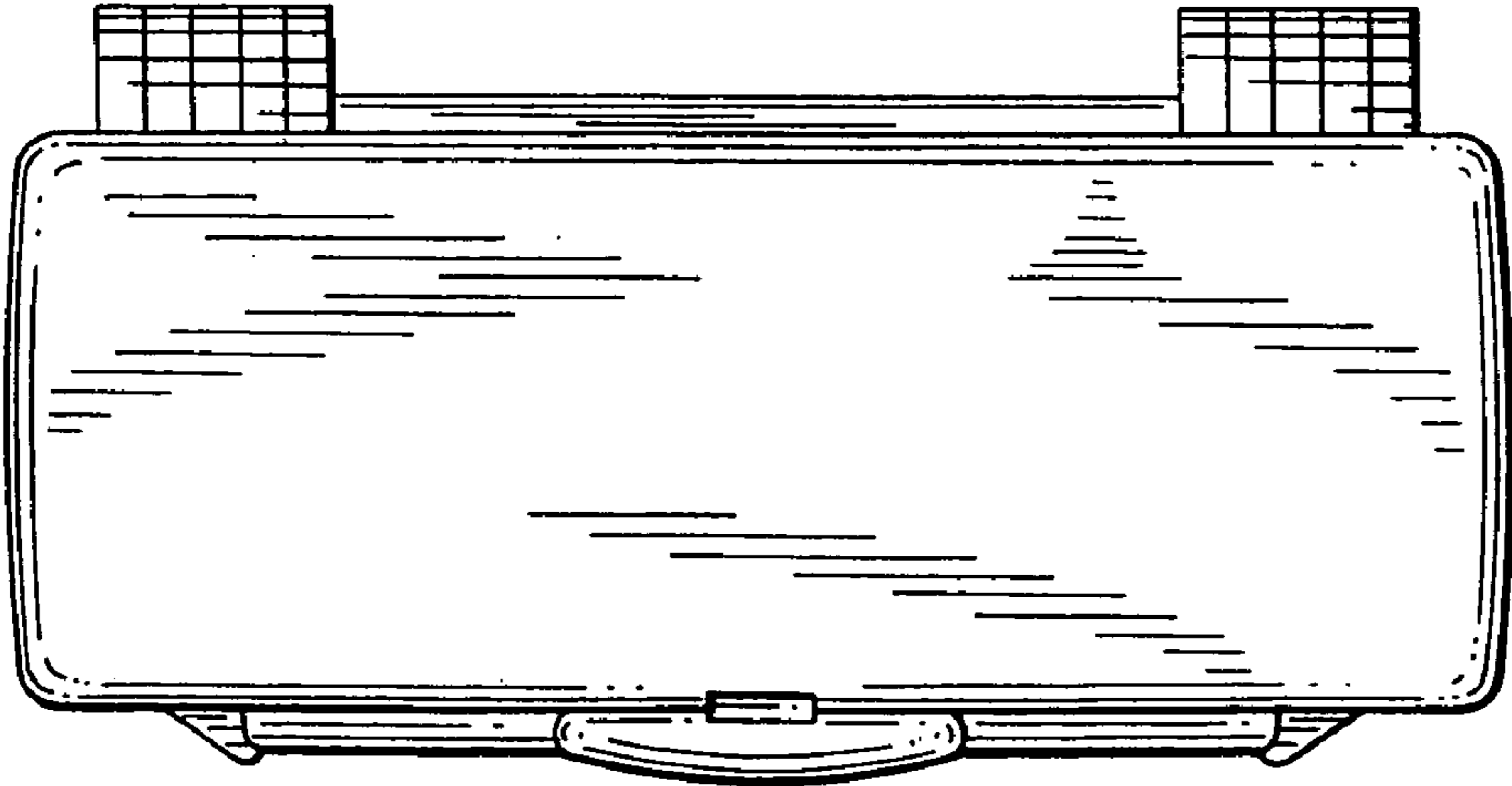


FIG. 7