



US00D545881S

(12) **United States Design Patent**
Ohno

(10) **Patent No.:** **US D545,881 S**

(45) **Date of Patent:** **** Jul. 3, 2007**

(54) **ELECTRIC CONTRABASS**

D403,013 S * 12/1998 Honda D17/17
D441,004 S * 4/2001 Kondo D17/14
6,255,565 B1 * 7/2001 Tamura 84/275

(75) Inventor: **Masaharu Ohno**, Hamamatsu (JP)

(73) Assignee: **Yamaha Corporation**, Shizuoka (JP)

(**) Term: **14 Years**

(21) Appl. No.: **29/218,585**

(22) Filed: **Dec. 6, 2004**

(30) **Foreign Application Priority Data**

Jul. 8, 2004 (JP) 2004-020702

(51) **LOC (8) Cl.** **17-03**

(52) **U.S. Cl.** **D17/14**

(58) **Field of Classification Search** D17/14,
D17/17, 18, 19, 20; 84/173, 267-269, 274,
84/275, 284, 285, 290-293, 309, 718, 743,
84/DIG. 24

See application file for complete search history.

(56) **References Cited**

U.S. PATENT DOCUMENTS

358,542 A * 3/1887 Chew 84/274
1,861,717 A * 6/1932 Pfeil 84/727
D217,392 S * 4/1970 Murphy D17/19
4,242,938 A * 1/1981 van Zalinge 84/731
4,632,002 A * 12/1986 Clevinger 84/731
D288,937 S * 3/1987 Barrett D17/17
4,646,613 A * 3/1987 Banchetti 84/327
D301,251 S * 5/1989 Nussbaum D17/14
D360,219 S * 7/1995 McCann D17/14

FOREIGN PATENT DOCUMENTS

NL 00046891-0001 * 10/2003

OTHER PUBLICATIONS

Clevinger. <http://www.clevinger.com>. Dec. 2002. Upright Bass, Item A: All Images on Page.*

* cited by examiner

Primary Examiner—Ian Simmons

Assistant Examiner—R. Johnson

(74) *Attorney, Agent, or Firm*—Sughrue Mion, PLLC

(57) **CLAIM**

The ornamental design for an electric contrabass, as shown.

DESCRIPTION

FIG. 1 is a perspective view of the front and right sides of an electric contrabass showing my new design;

FIG. 2 is a front elevational view thereof;

FIG. 3 is a right side elevational view thereof;

FIG. 4 is a left side elevational view thereof;

FIG. 5 is a top plan view thereof;

FIG. 6 is a bottom plan view thereof; and,

FIG. 7 is a rear elevational view thereof.

1 Claim, 7 Drawing Sheets

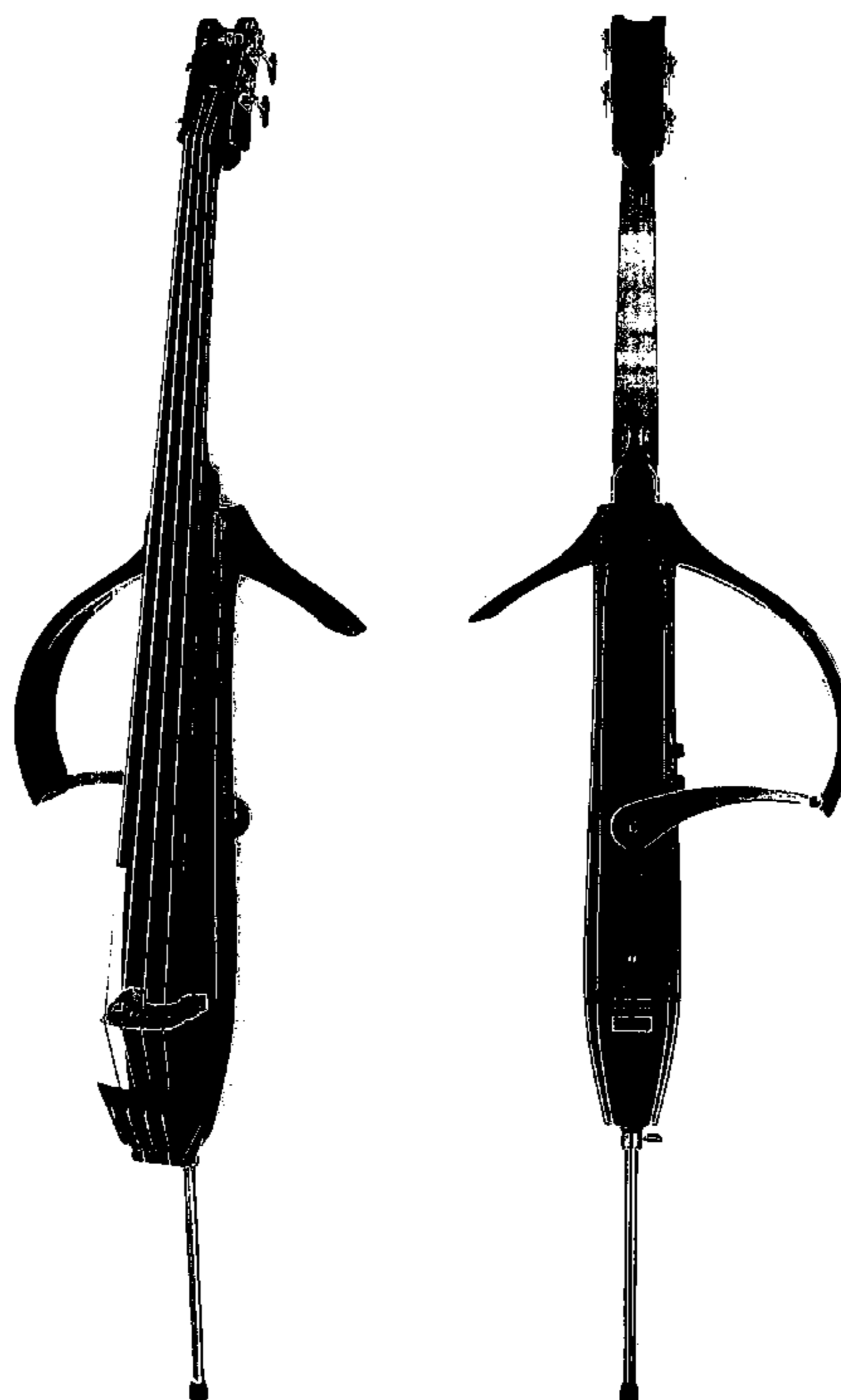


FIG. 1




FIG. 2

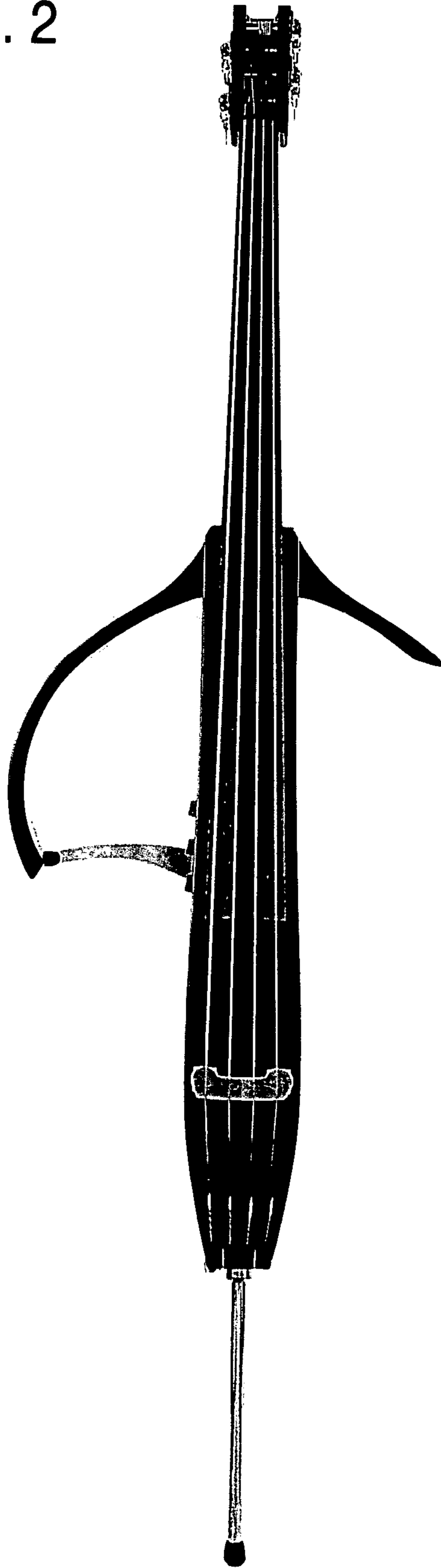


FIG. 3

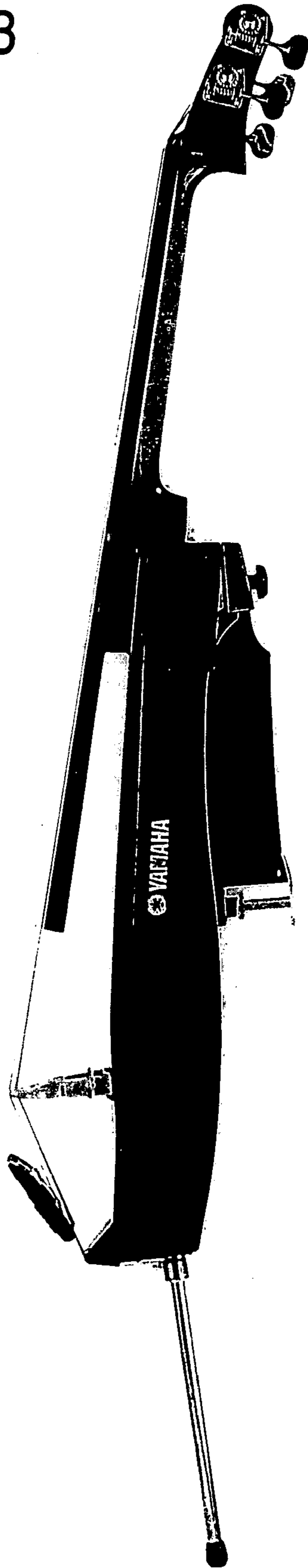


FIG. 4




FIG. 5




FIG. 6




FIG. 7

