

US00D545872S

(12) **United States Design Patent**
Yee et al.

(10) **Patent No.:** **US D545,872 S**
(45) **Date of Patent:** **** Jul. 3, 2007**

(54) **EYEGLASS**
(75) Inventors: **Peter Yee**, Irvine, CA (US); **Colin Baden**, Irvine, CA (US)
(73) Assignee: **Oakley, Inc.**, Foothill Ranch, CA (US)
(**) Term: **14 Years**

(21) Appl. No.: **29/215,716**
(22) Filed: **Oct. 21, 2004**

(51) **LOC (8) Cl.** **16-06**
(52) **U.S. Cl.** **D16/326; D16/335**
(58) **Field of Classification Search** D16/300,
D16/313-315, 321, 326, 335, 338; D24/110.2;
D29/109-110; 2/446-448; 351/41, 44, 51-52,
351/111, 158
See application file for complete search history.

(56) **References Cited**

U.S. PATENT DOCUMENTS

D158,532 S *	5/1950	Ul vad	D16/326
D167,704 S	9/1952	McCardell	
D193,251 S *	7/1962	Petitto	D16/326
D198,719 S	7/1964	McCulloch	
D372,929 S	8/1996	Conway	
D380,766 S	7/1997	Simioni	
D397,350 S	8/1998	Jannard et al.	
D400,908 S	11/1998	Arnette	
D403,011 S *	12/1998	Davis	D16/326
D407,428 S *	3/1999	Jannard et al.	D16/326
D422,298 S	4/2000	Jannard et al.	
D423,034 S	4/2000	Arnette	
D426,568 S	6/2000	Conway	
D428,908 S *	8/2000	Pointet	D16/326
D456,441 S	4/2002	Jannard et al.	
D464,669 S	10/2002	Thixton et al.	
D473,583 S	4/2003	Thixton et al.	
D477,623 S	7/2003	Thixton et al.	
D490,458 S *	5/2004	Finquel	D16/326
D496,383 S *	9/2004	Yee et al.	D16/326

D496,680 S *	9/2004	Yee	D16/326
D497,934 S *	11/2004	Sheldon	D16/326
D505,150 S *	5/2005	Yee et al.	D16/314
D508,515 S *	8/2005	Yee et al.	D16/335
D513,275 S *	12/2005	Yee	D16/326
D513,761 S *	1/2006	Yee et al.	D16/335
D524,845 S *	7/2006	Hsu	D16/326
2004/0179166 A1 *	9/2004	Jannard et al.	351/41

OTHER PUBLICATIONS

Oakley Hatchet at FramesDirect.com. Downloaded Aug. 28, 2006 at <http://www.framesdirect.com/framesfp/Oakley-tpale/lb.html>.
Berthet-Bondet S.A., BBsol, Lunettes De Soleil, 1985, Cedex, France.
Berthet-Bondet S.A., BBsol, '80, 1980, Cedex, France.
Lunetterie Berthet-Bondet, b.b.sol 1976, Oyonnax, France.

* cited by examiner

Primary Examiner—Philip S. Hyder
Assistant Examiner—RoseLynne (Ulm) Cody
(74) *Attorney, Agent, or Firm*—Gregory K. Nelson

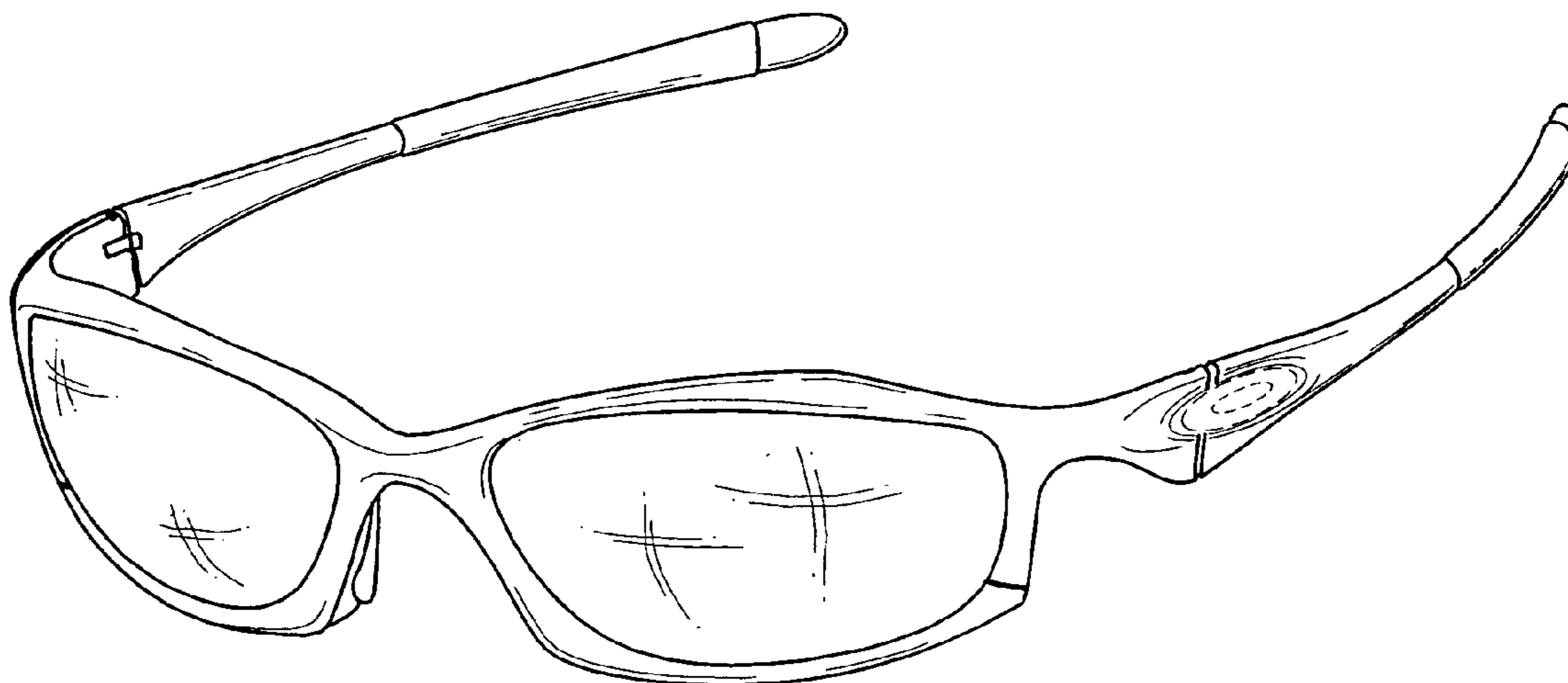
(57) **CLAIM**

The ornamental design for an eyeglass, as shown and described.

DESCRIPTION

FIG. 1 is a front perspective view of the eyeglass of the present invention;
FIG. 2 is a front elevational view thereof;
FIG. 3 is a rear elevational view thereof;
FIG. 4 is a left-side elevational view thereof, the right-side elevational view being a mirror image thereof;
FIG. 5 is a top plan view thereof; and,
FIG. 6 is a bottom plan view thereof.
Phantom lining, where utilized, is for illustrative purposes only and is not intended to limit the claimed design to the features shown in phantom.

1 Claim, 4 Drawing Sheets



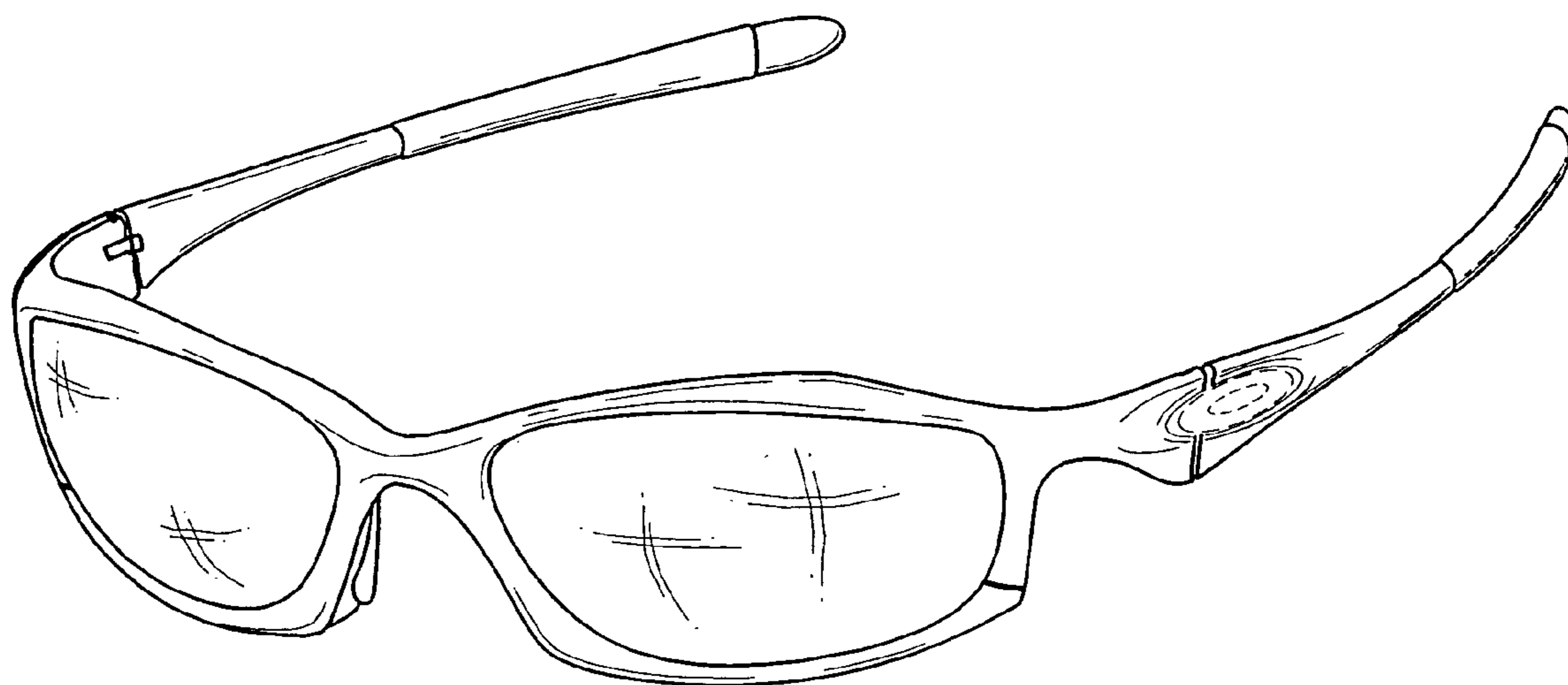


FIG. 1

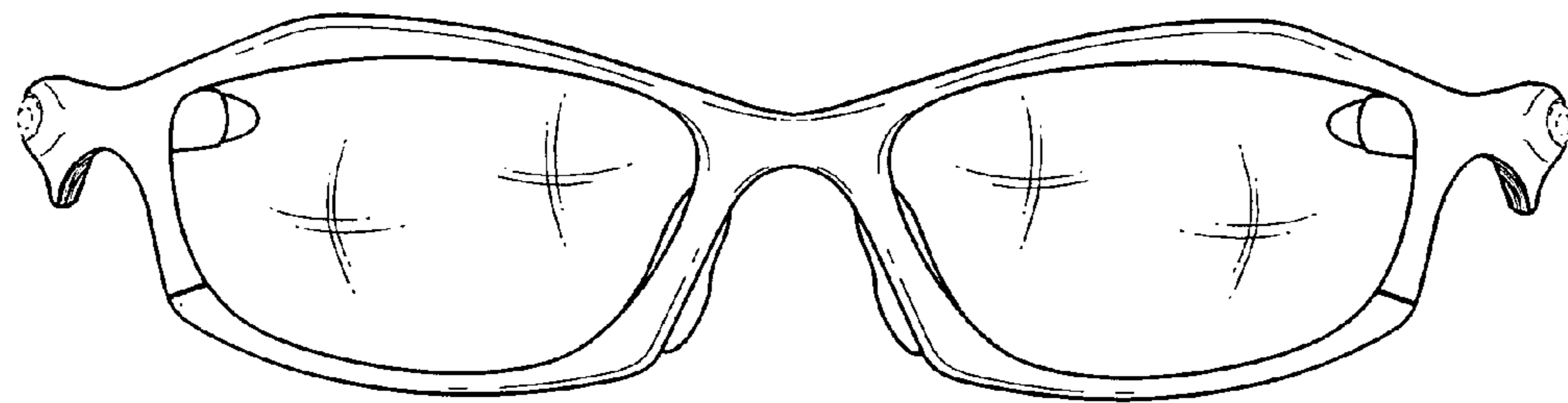


FIG. 2

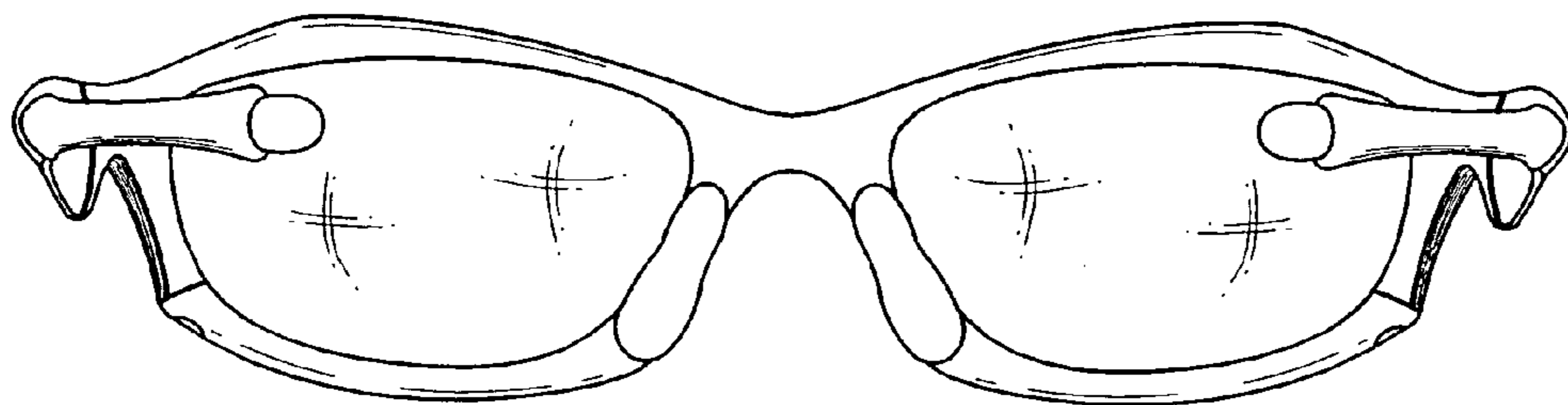


FIG. 3

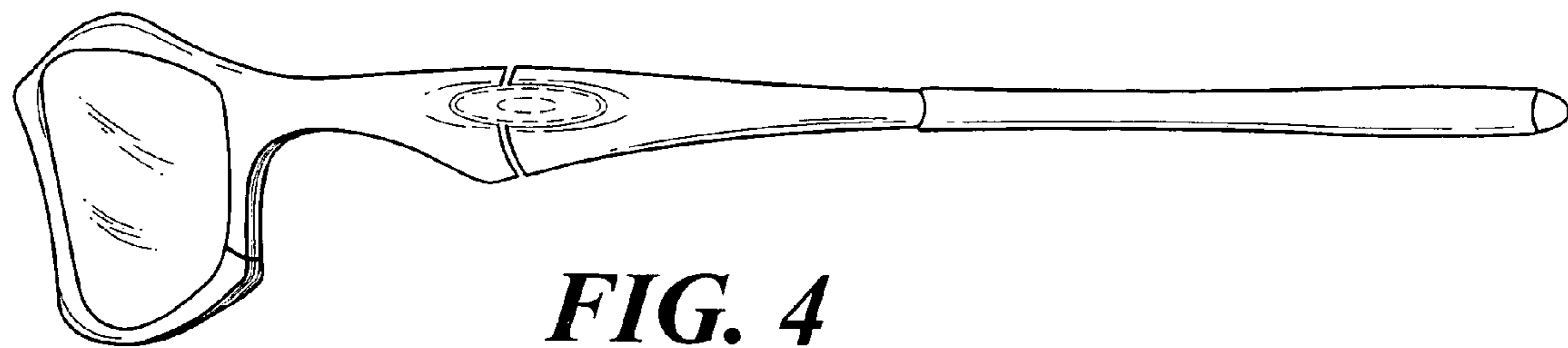


FIG. 4

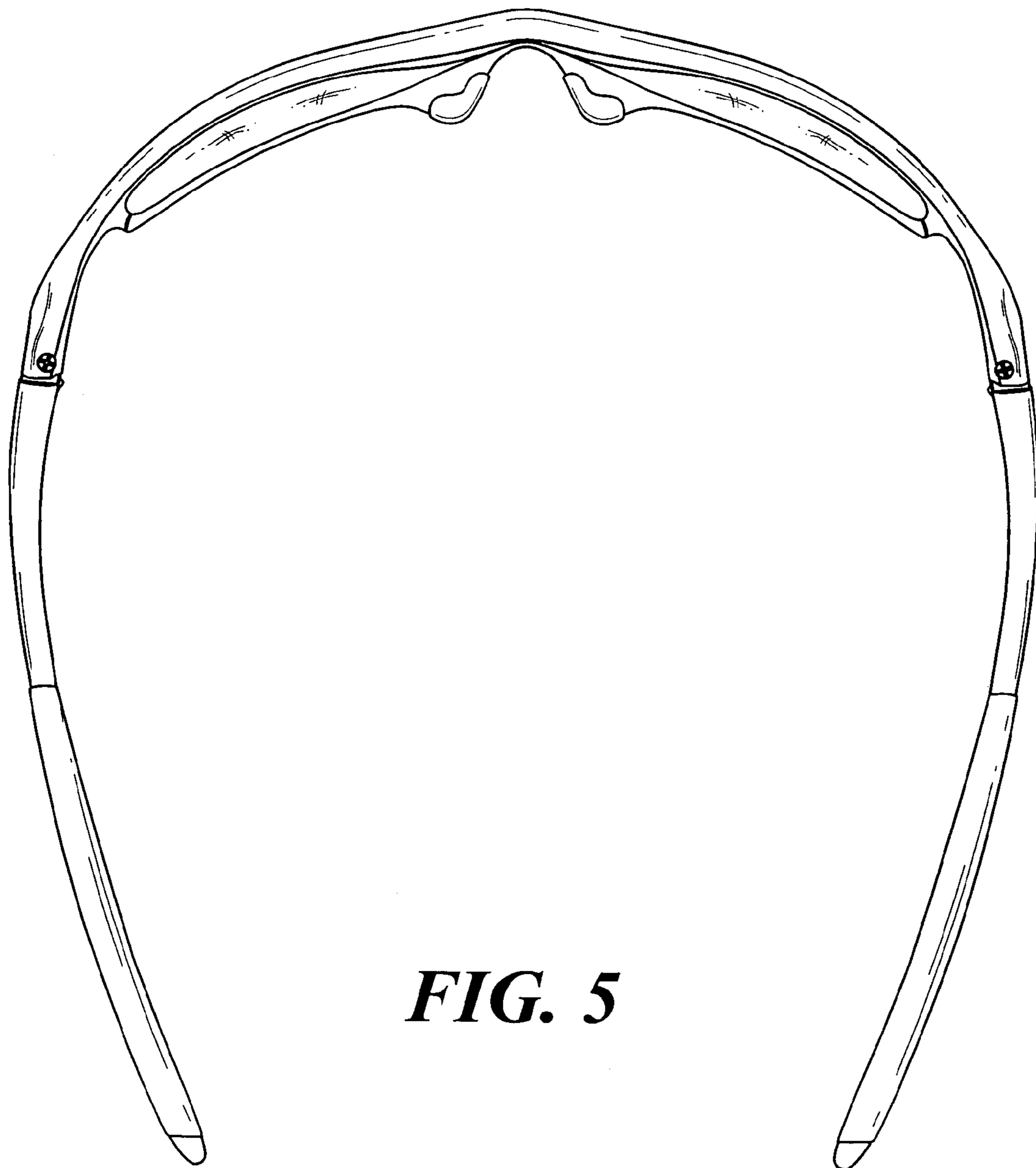


FIG. 5

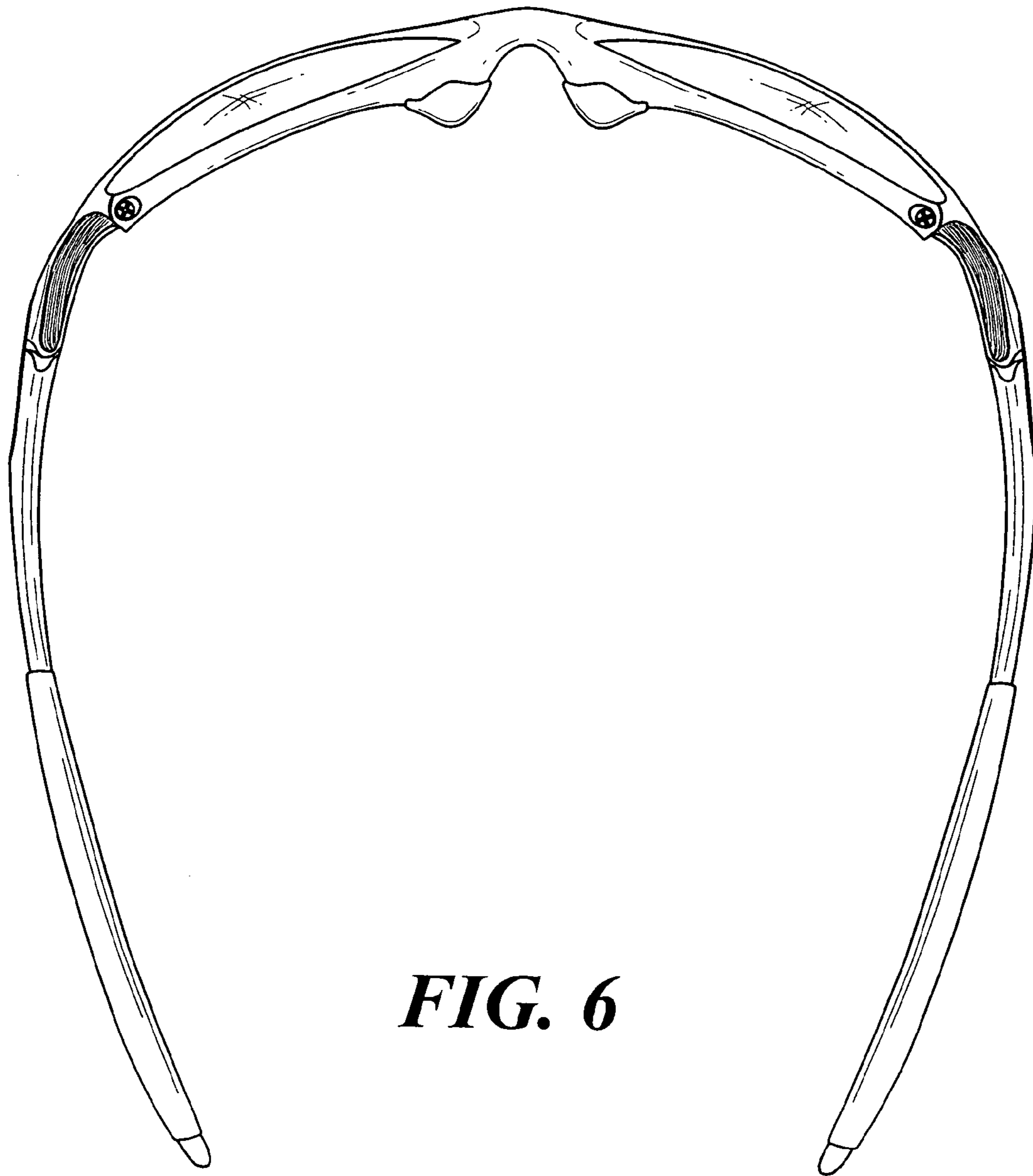


FIG. 6