



US00D545847S

(12) **United States Design Patent**
Young

(10) **Patent No.:** **US D545,847 S**

(45) **Date of Patent:** **** Jul. 3, 2007**

(54) **HAMMERMILL HAMMER**

(75) Inventor: **Roger T Young**, Prophetstown, IL (US)

(73) Assignee: **Genesis III, Inc.**, Prophetstown, IL (US)

(**) Term: **14 Years**

(21) Appl. No.: **29/264,259**

(22) Filed: **Aug. 7, 2006**

Related U.S. Application Data

(63) Continuation of application No. 29/244,330, filed on Dec. 8, 2005.

(51) **LOC (8) Cl.** **15-09**

(52) **U.S. Cl.** **D15/123**

(58) **Field of Classification Search** D15/123,
D15/124; 241/73, 74, 189.1, 193-197; 214/294,
214/300

See application file for complete search history.

(56) **References Cited**

U.S. PATENT DOCUMENTS

1,678,723 A * 7/1928 Clement 241/197

2,183,880 A *	12/1939	Brooks	241/197
2,186,047 A *	1/1940	Stine	241/197
2,404,775 A *	7/1946	Ehmann	241/197
2,716,526 A *	8/1955	Baker	241/197
3,549,095 A *	12/1970	Ratkowski	241/197
7,140,569 B2 *	11/2006	Young	241/197

* cited by examiner

Primary Examiner—Antoine D. Davis

Assistant Examiner—Patricia Palasik

(74) *Attorney, Agent, or Firm*—Law Office of Jay R. Hamilton, PLC

(57) **CLAIM**

The ornamental design for a hammermill hammer, as shown and described.

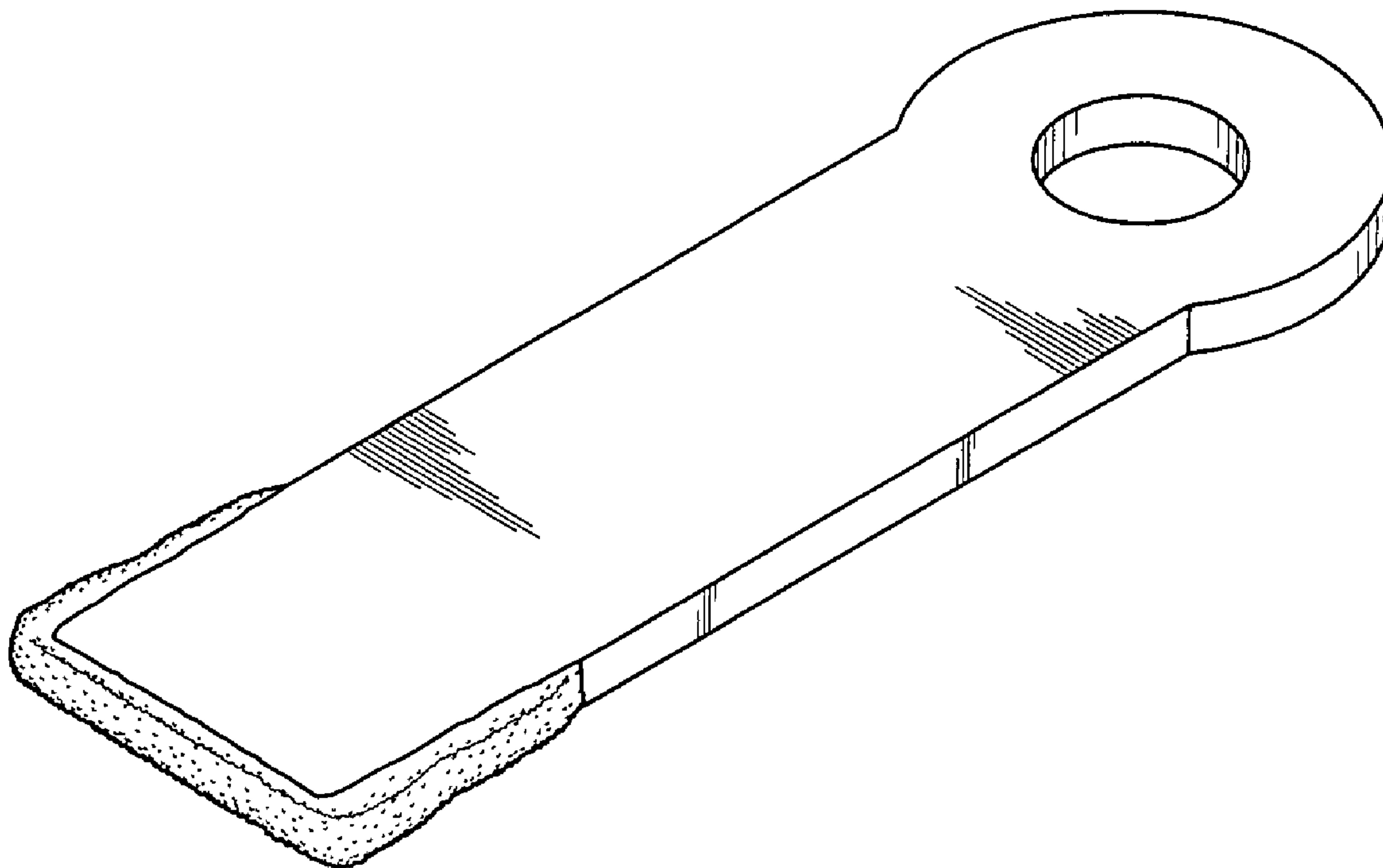
DESCRIPTION

FIG. 1 is perspective view of a hammermill hammer according to an embodiment of the invention.

FIG. 2 is a top view of a hammermill hammer according to an embodiment of the invention; and,

FIG. 3 is a side view of a hammermill hammer according to an embodiment of the invention.

1 Claim, 2 Drawing Sheets



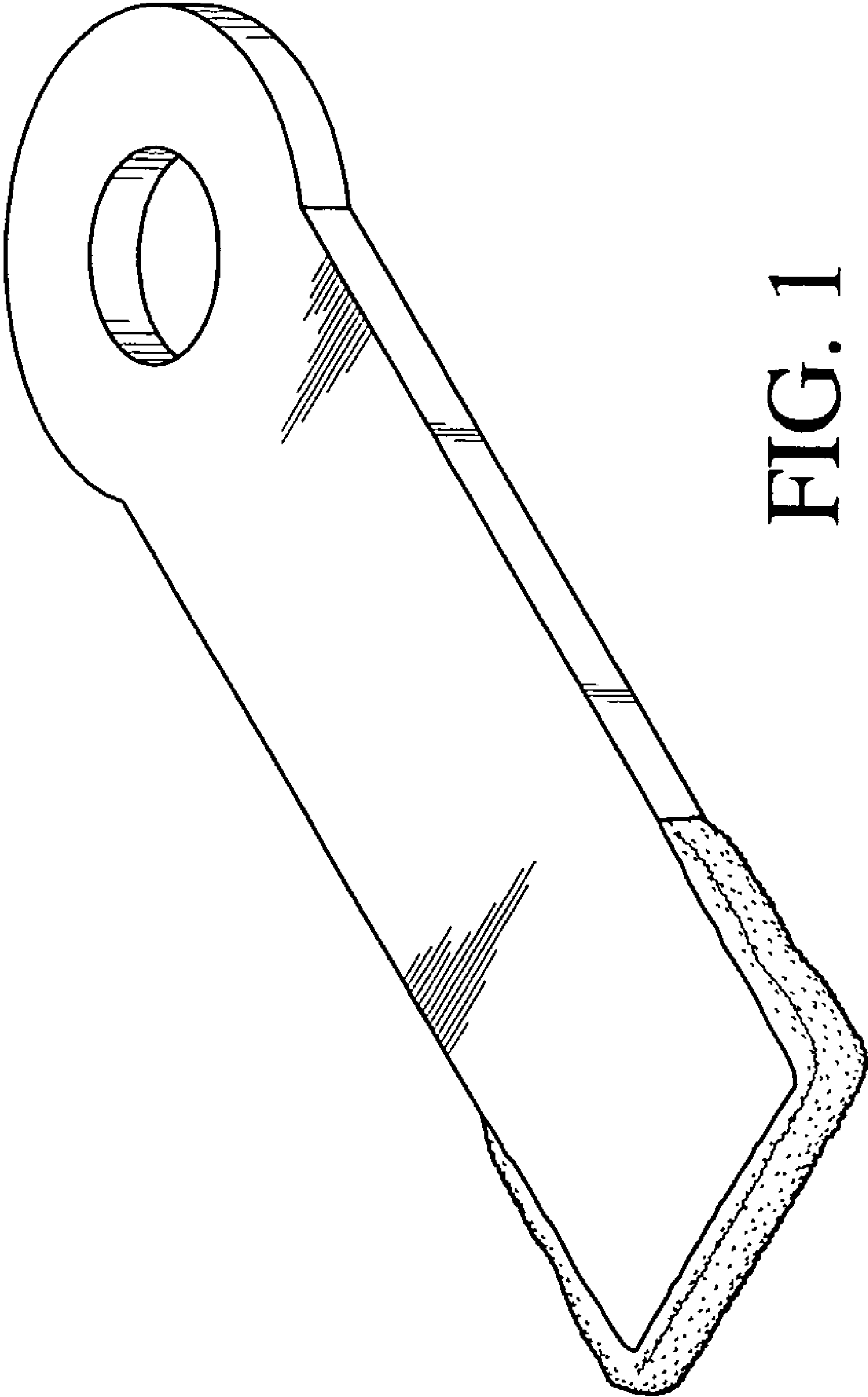


FIG. 1




FIG. 2

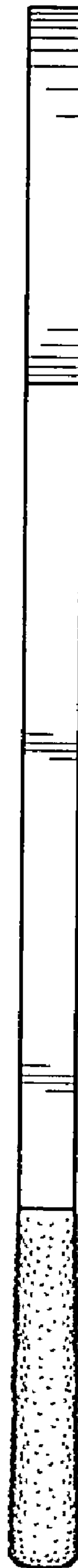


FIG. 3