



US00D545832S

(12) **United States Design Patent**  
**Armendariz**

(10) **Patent No.:** **US D545,832 S**

(45) **Date of Patent:** **\*\* Jul. 3, 2007**

(54) **USER INTERFACE FOR A PORTION OF A DISPLAY SCREEN**

6,785,866 B1 \* 8/2004 Lewis et al. .... 715/513  
D510,361 S \* 10/2005 Hone et al. .... D14/486

(75) Inventor: **Nerea Armendariz**, Seattle, WA (US)

**OTHER PUBLICATIONS**

(73) Assignee: **Microsoft Corporation**, Redmond, WA (US)

www.windowsatoz.com, Microsoft Office 12 Beta 1 review, Nov. 19, 2005.\*

(\*\*) Term: **14 Years**

\* cited by examiner

(21) Appl. No.: **29/246,940**

*Primary Examiner*—Alan P. Douglas  
*Assistant Examiner*—Deanna Fluegeman

(22) Filed: **May 22, 2006**

(74) *Attorney, Agent, or Firm*—Banner & Witcoff, Ltd.

(51) **LOC (8) Cl.** ..... **14-04**

(52) **U.S. Cl.** ..... **D14/487**

(58) **Field of Classification Search** ..... D14/485–495;  
D18/24–33; D19/6; D20/11; 715/700–845,  
715/856–867, 973–977

See application file for complete search history.

(57) **CLAIM**

The ornamental design for a user interface for a portion of a display screen, as shown and described.

(56) **References Cited**

**DESCRIPTION**

**U.S. PATENT DOCUMENTS**

D297,243	S	*	8/1988	Wells-Papanek et al. ..	D14/487
5,546,528	A	*	8/1996	Johnston .....	715/807
5,790,120	A	*	8/1998	Lozares et al. ....	715/779
5,995,101	A	*	11/1999	Clark et al. ....	715/711
6,005,576	A	*	12/1999	Kojima et al. ....	715/810
6,061,063	A	*	5/2000	Wagner et al. ....	715/784
6,229,539	B1	*	5/2001	Morcos et al. ....	715/808
6,275,805	B1	*	8/2001	Fado et al. ....	715/833
6,353,817	B1	*	3/2002	Jacobs et al. ....	715/841
6,664,978	B1	*	12/2003	Kekic et al. ....	715/733
D492,691	S	*	7/2004	Kortis .....	D14/486

FIG. 1 is a front view of a user interface for a portion of a display screen showing my new design;

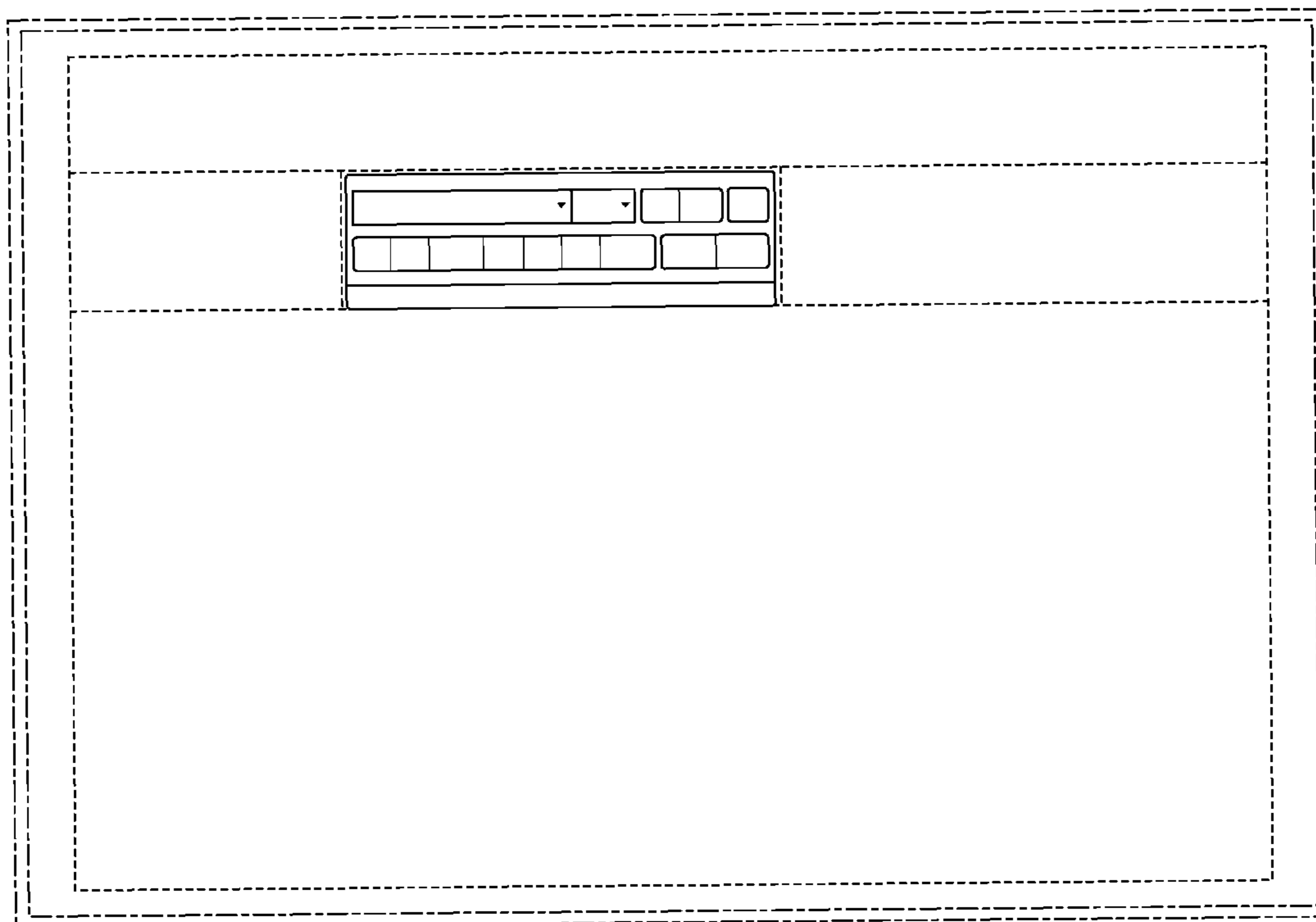
FIG. 2 is an enlarged view of the region in FIG. 1;

FIG. 3 is a front view of another user interface for a portion of a display screen showing an alternative embodiment thereof; and,

FIG. 4 is an enlarged view of the region in FIG. 3.

The broken line showing of various regions forms no part of the claimed design. The broken line showing of the remainder of the window and the display screen is for illustrative purposes only and forms no part of the claimed design.

**1 Claim, 4 Drawing Sheets**



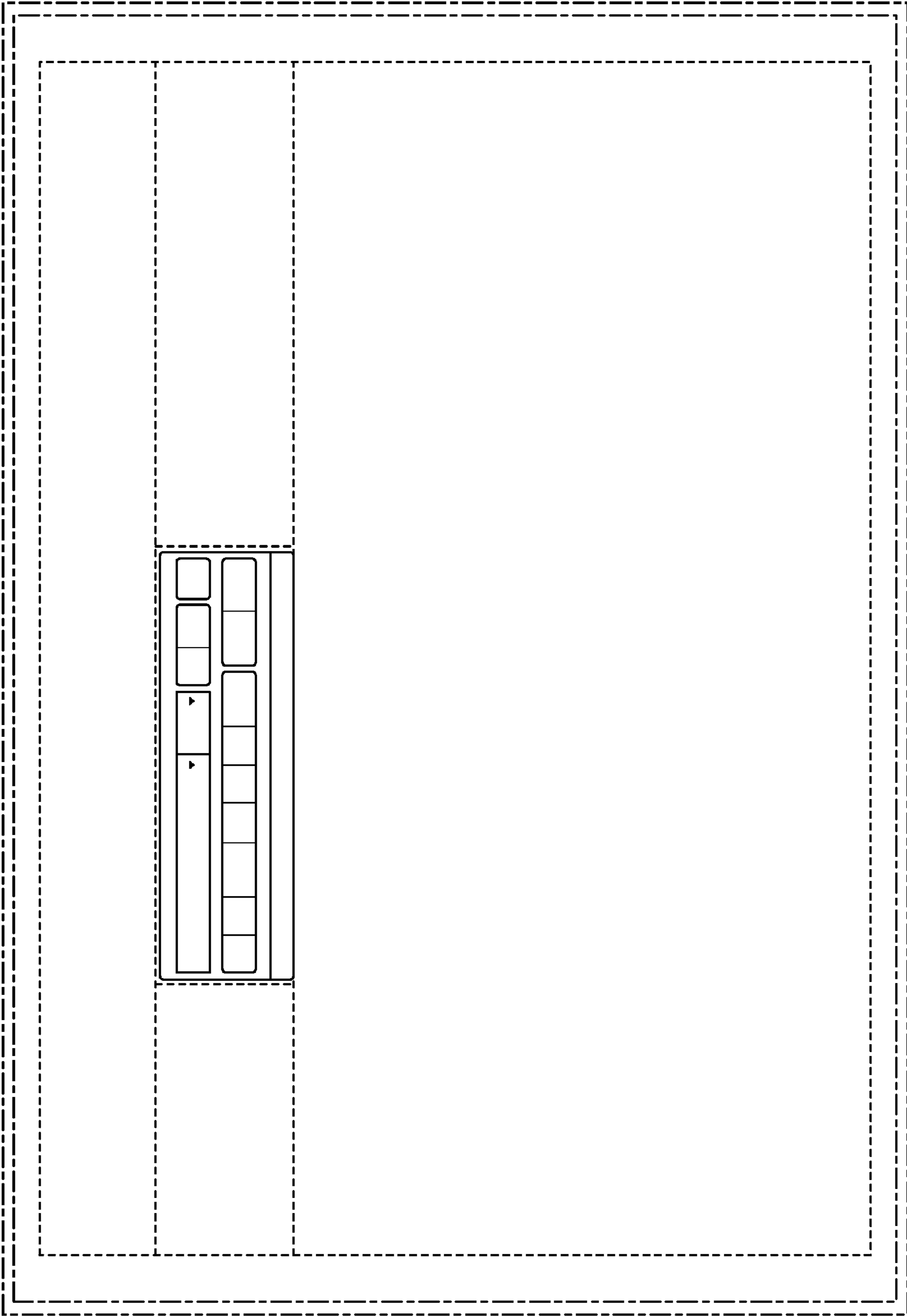


FIG. 1

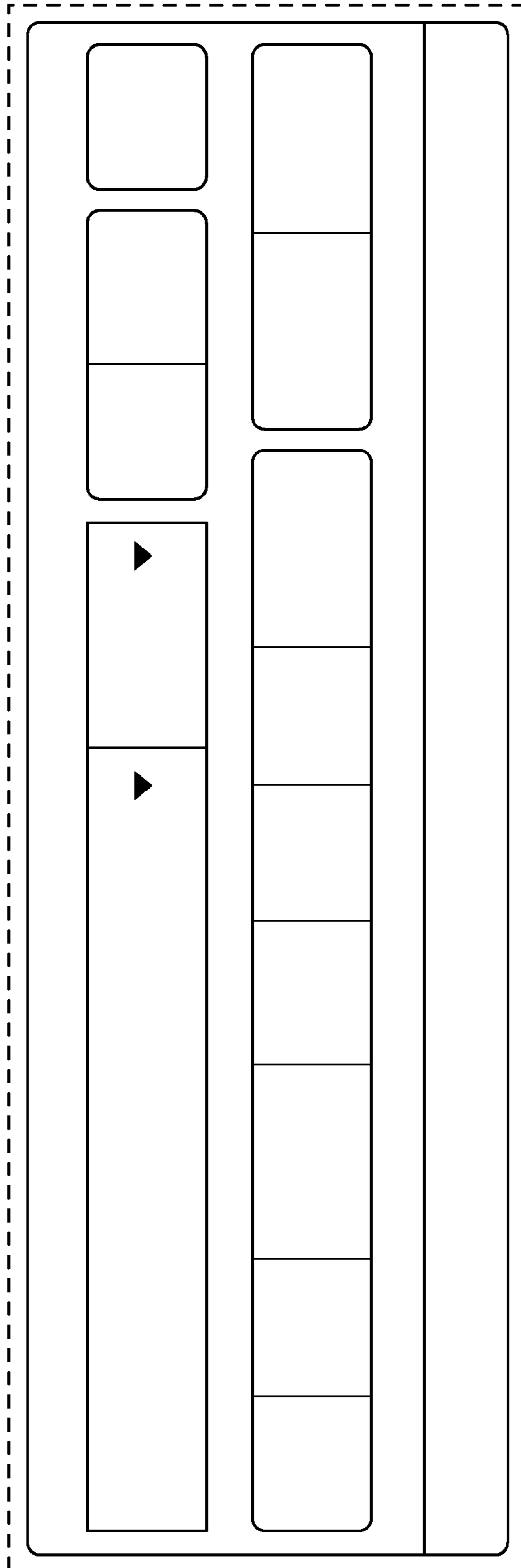


FIG. 2

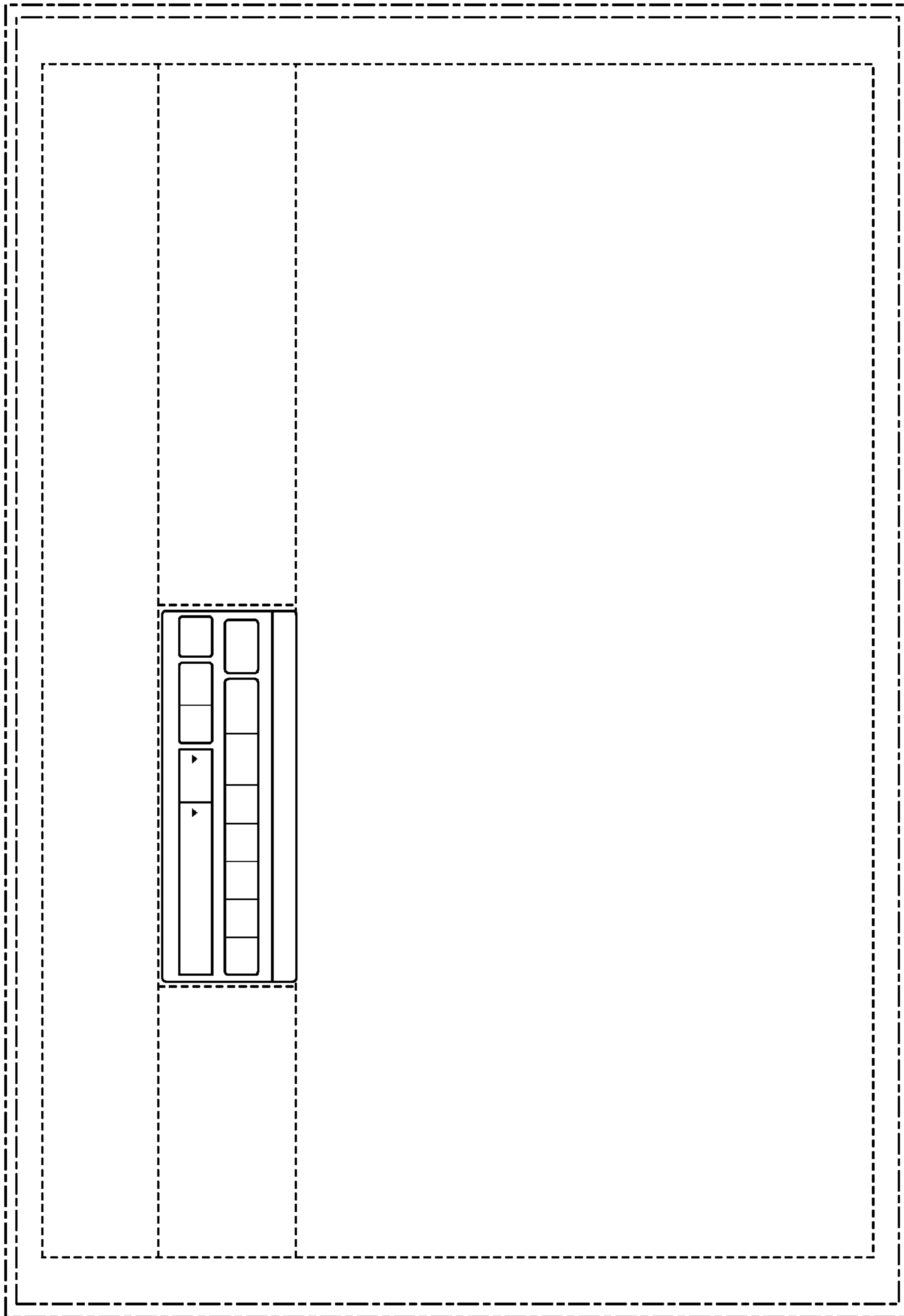


FIG. 3

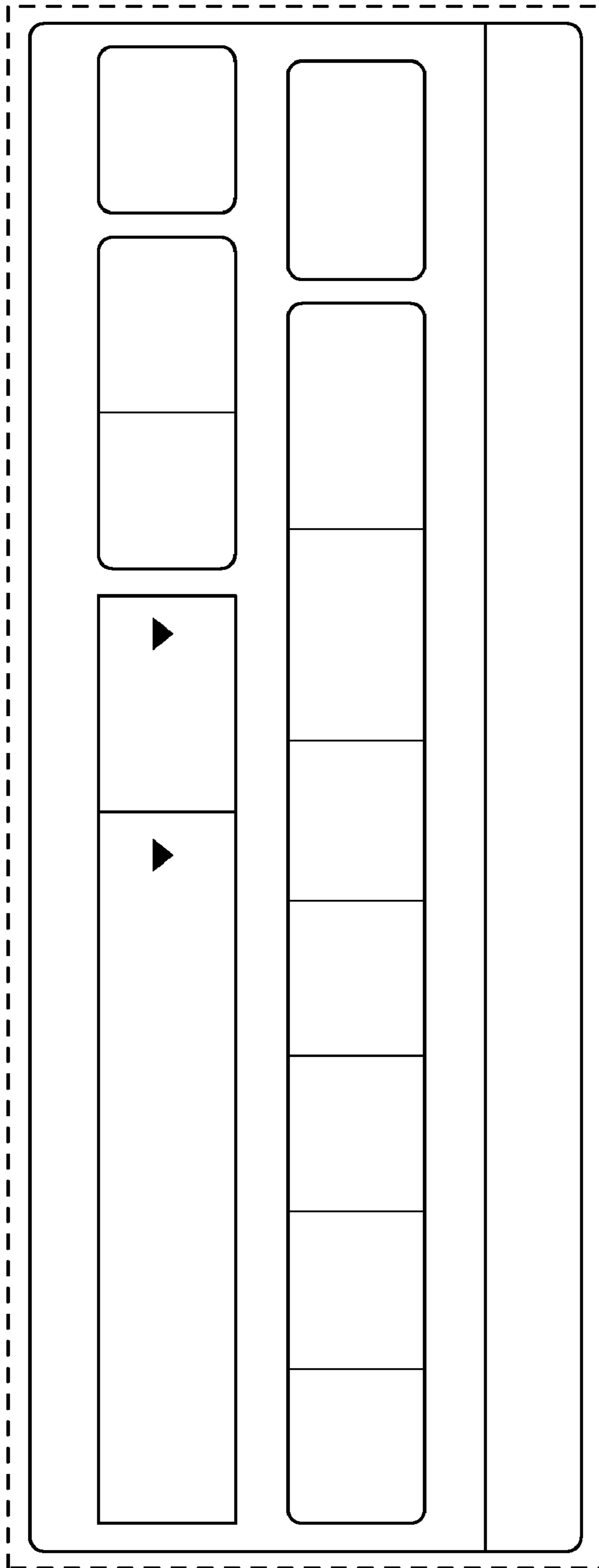


FIG. 4