

US00D545817S

(12) **United States Design Patent**
Frank et al.

(10) **Patent No.:** **US D545,817 S**

(45) **Date of Patent:** **** Jul. 3, 2007**

(54) **SERVER ENCLOSURE**

(75) Inventors: **Christopher H. Frank**, San Jose, CA (US); **June Lee**, San Francisco, CA (US); **Denise Silverman**, San Carlos, CA (US); **Andrew P. Tosh**, Arlington, MA (US); **Edward J. Cornelius, III**, San Francisco, CA (US); **Sarah T. Aquino**, Newark, CA (US); **Andreas V. Bechtolsheim**, Palo Alto, CA (US); **Philip G. Yurkonis**, Campbell, CA (US)

(73) Assignee: **Sun Microsystems, Inc.**, Santa Clara, CA (US)

(**) Term: **14 Years**

(21) Appl. No.: **29/238,114**

(22) Filed: **Sep. 9, 2005**

(51) **LOC (8) Cl.** **14-02**

(52) **U.S. Cl.** **D14/301**

(58) **Field of Classification Search** D14/214, D14/355, 301, 313, 363-369; D13/162, D13/184, 199; 312/223.1-223.3; 361/680-686, 361/690-696, 727; 211/26

See application file for complete search history.

(56) **References Cited**

U.S. PATENT DOCUMENTS

D431,239 S * 9/2000 Sasago D14/214
6,305,556 B1 * 10/2001 Mayer 211/26

D456,022 S * 4/2002 Dodson D14/355
D460,963 S * 7/2002 Mautz et al. D14/313
6,565,163 B2 * 5/2003 Behl et al. 312/223.1
D476,986 S * 7/2003 Andre et al. D14/313
6,741,463 B1 * 5/2004 Akhtar et al. 361/686
D525,969 S * 8/2006 Sugihara et al. D14/301
2003/0002261 A1 * 1/2003 Berry et al. 361/727
2003/0102785 A1 * 6/2003 Tsai et al. 312/223.1

* cited by examiner

Primary Examiner—Freda S. Nunn

(74) *Attorney, Agent, or Firm*—Osha Liang LLP

(57) **CLAIM**

The ornamental design for a server enclosure, as shown and described.

DESCRIPTION

FIG. 1 shows a perspective view of the server enclosure according to one embodiment of the present invention.

FIG. 2 shows a front view of the server enclosure according to one embodiment of the present invention.

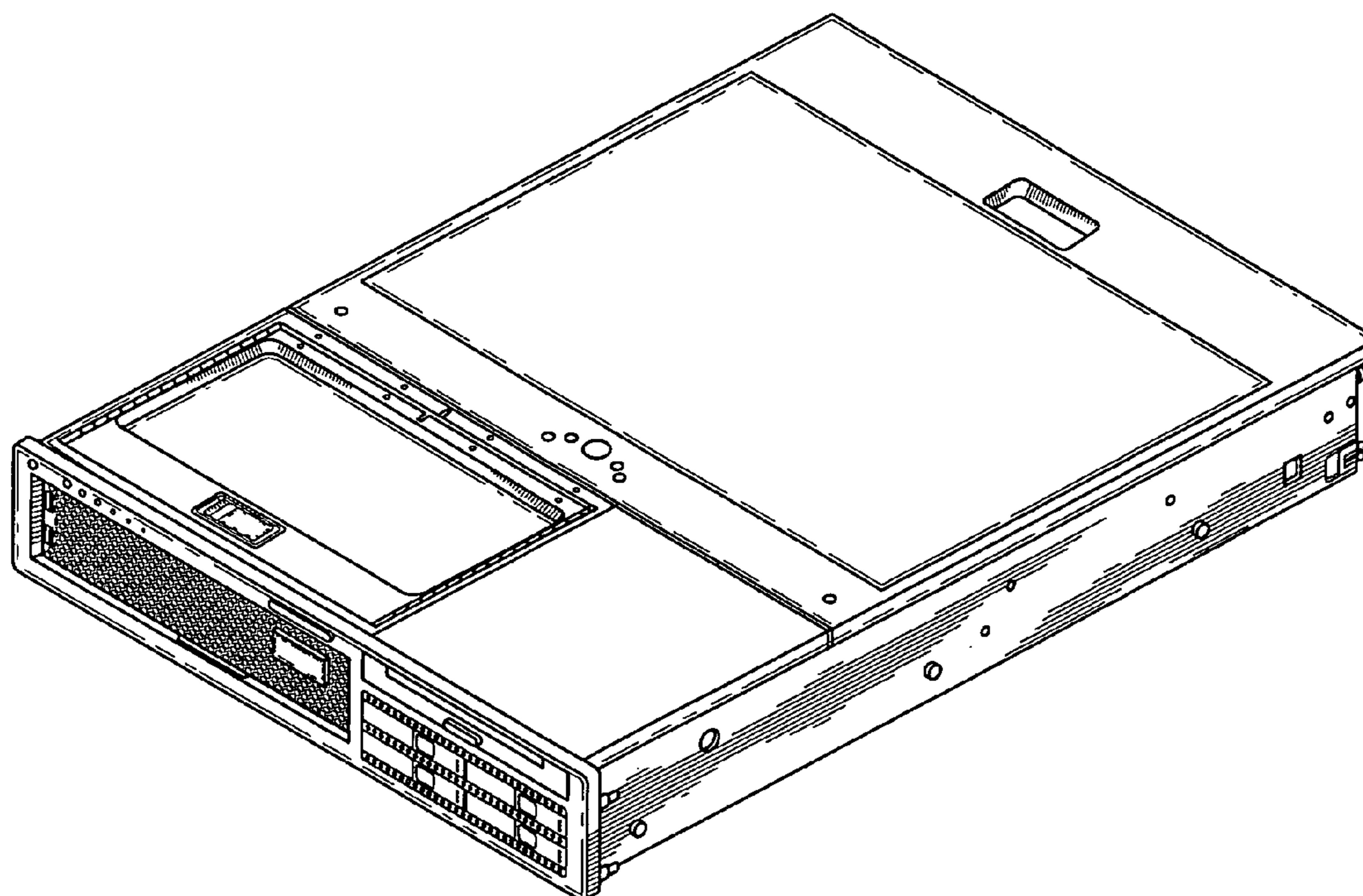
FIG. 3 shows a rear view of the server enclosure according to one embodiment of the present invention.

FIG. 4 shows a side view of the server enclosure according to one embodiment of the present invention.

FIG. 5 shows a side view of the server enclosure according to one embodiment of the present invention; and,

FIG. 6 shows a top view of the server enclosure according to one embodiment of the present invention.

1 Claim, 4 Drawing Sheets



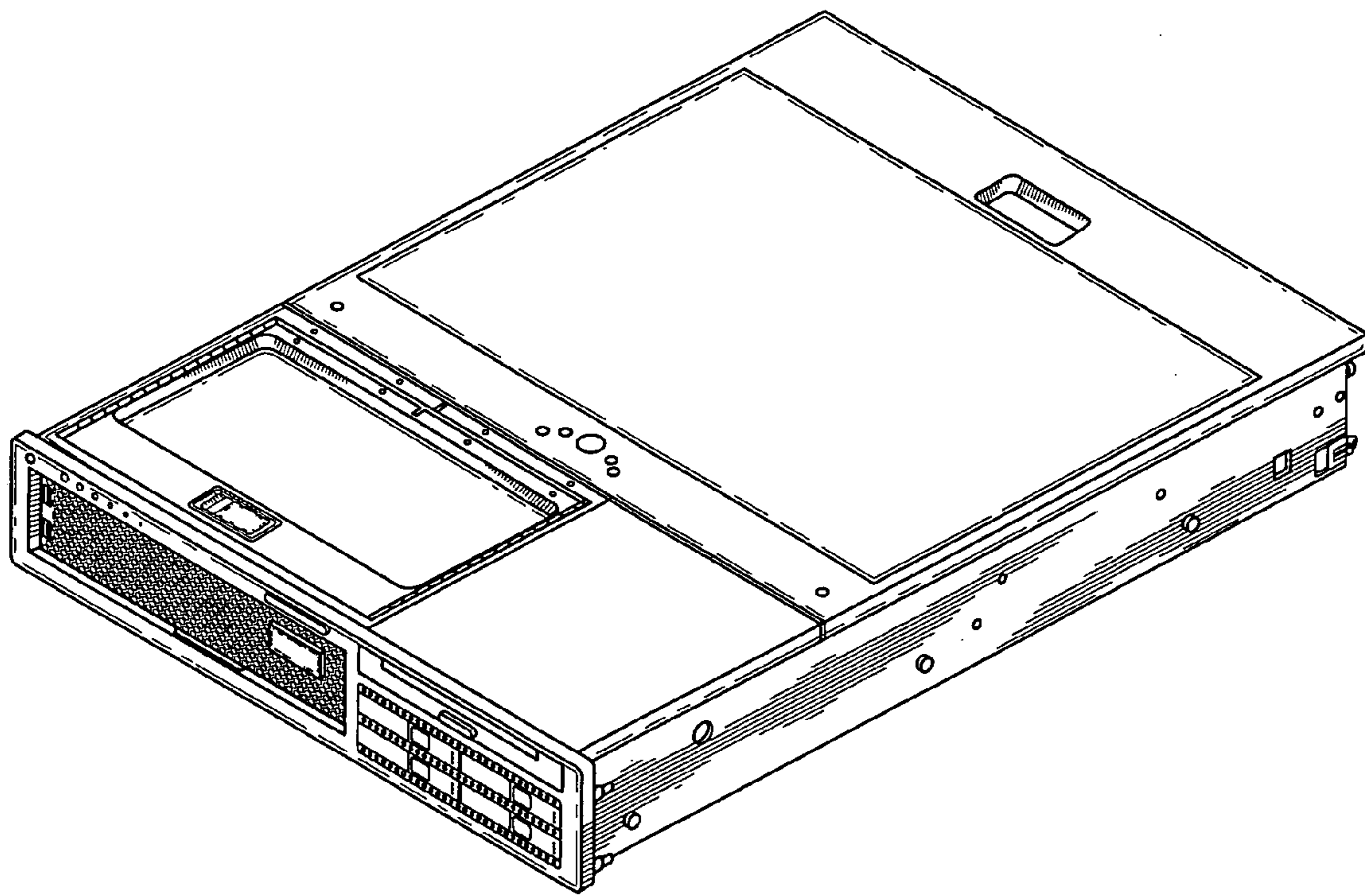


FIG. 1

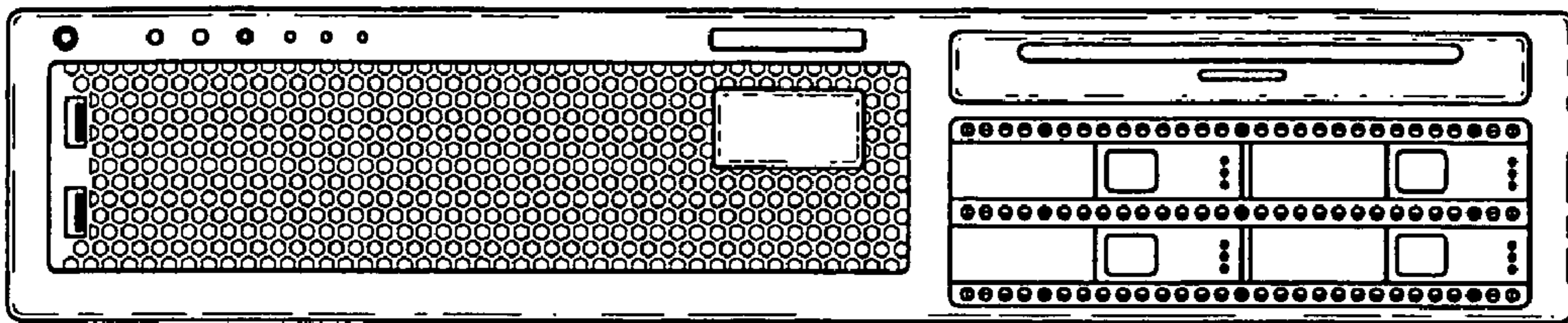


FIG. 2

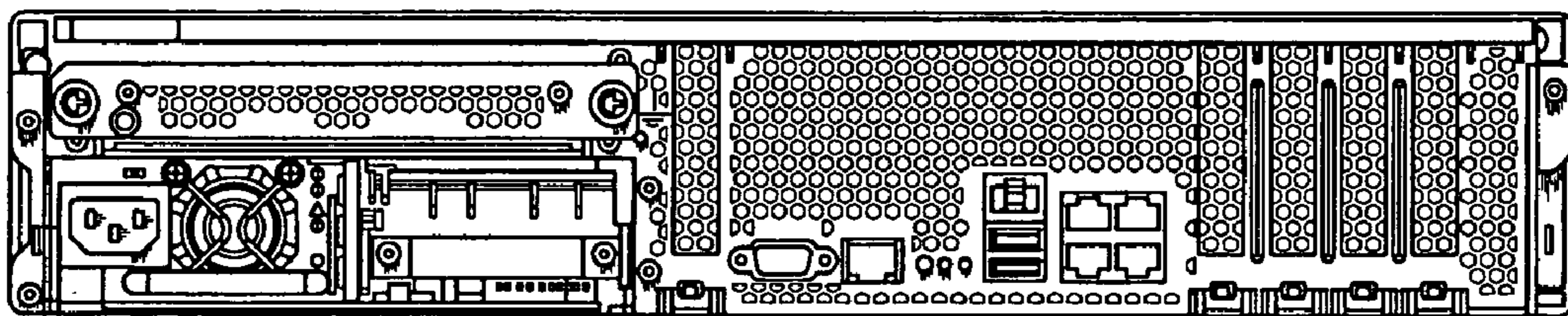


FIG. 3

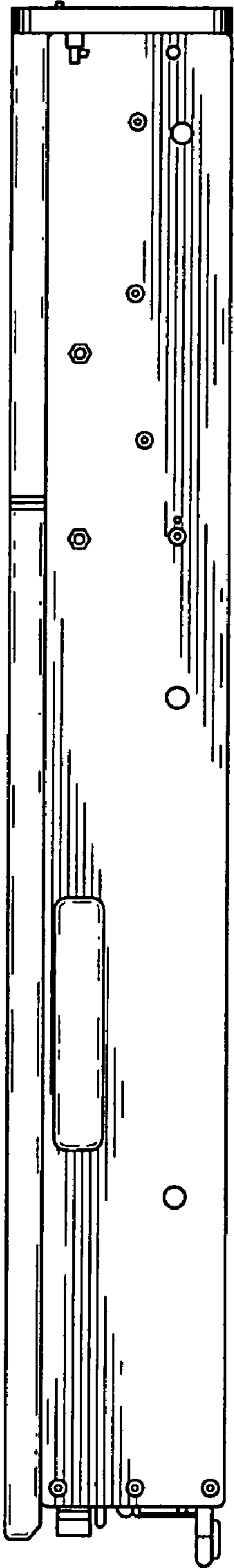


FIG. 4

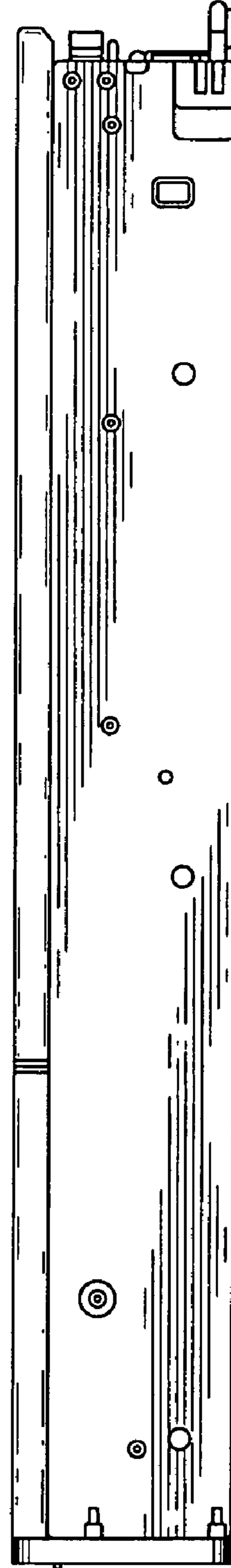


FIG. 5




FIG. 6