



US00D545803S

(12) **United States Design Patent**
Chen

(10) **Patent No.:** **US D545,803 S**

(45) **Date of Patent:** **** Jul. 3, 2007**

(54) **MOBILE PHONE**

(75) Inventor: **Chi-Ho Chen**, Taipei (TW)

(73) Assignee: **ASUSTeK Computer Inc.**, Taipei (TW)

(**) Term: **14 Years**

(21) Appl. No.: **29/263,150**

(22) Filed: **Jul. 18, 2006**

(30) **Foreign Application Priority Data**

May 25, 2006 (TW) 95302852

(51) **LOC (8) Cl.** **14-03**

(52) **U.S. Cl.** **D14/138**

(58) **Field of Classification Search** D14/137-138,
D14/147-148, 156, 218, 247-248, 341-347,
D14/496; D16/208; D21/329, 331, 333,
D21/517; 348/14.01-14.02; 361/814; 379/
433.01-433.13; 455/556.1-556.2, 575.1,
455/575.3, 575.4, 566, 90.3

See application file for complete search history.

(56) **References Cited**

U.S. PATENT DOCUMENTS

D496,921 S	*	10/2004	Hwang	D14/138
D496,933 S	*	10/2004	Wu	D14/346
D502,159 S	*	2/2005	Chan et al.	D14/138
D502,160 S	*	2/2005	Chen et al.	D14/138
D507,268 S	*	7/2005	Schlieffers et al.	D14/346
D513,741 S	*	1/2006	Jensfelt	D14/138
D515,541 S	*	2/2006	Jensfelt	D14/138
D522,486 S	*	6/2006	Corley et al.	D14/138

2005/0272484 A1* 12/2005 Griffin 455/575.1

FOREIGN PATENT DOCUMENTS

WO DM/067686 * 3/2006

OTHER PUBLICATIONS

"Samsung i600", 2 pp including photos, [online], <URL:http://www.gsmarena.com/samsung_i600-1807.php>, retrieved Feb. 1, 2007.*

"Samsung SGH-i320", 3 pp including photo, [online], <URL:http://www.mobiletechnews.com/info/2006/07/05/105941.html>, posted Jul. 5, 2006, retrieved Feb. 2, 2007.*

* cited by examiner

Primary Examiner—Ian Simmons

Assistant Examiner—Carla Jobe Wright

(74) *Attorney, Agent, or Firm*—Birch, Stewart, Kolasch & Birch, LLP

(57) **CLAIM**

The ornamental design for a mobile phone, as shown and described.

DESCRIPTION

FIG. 1 is a perspective view of a mobile phone showing my new design;

FIG. 2 is a front view thereof;

FIG. 3 is a rear view thereof;

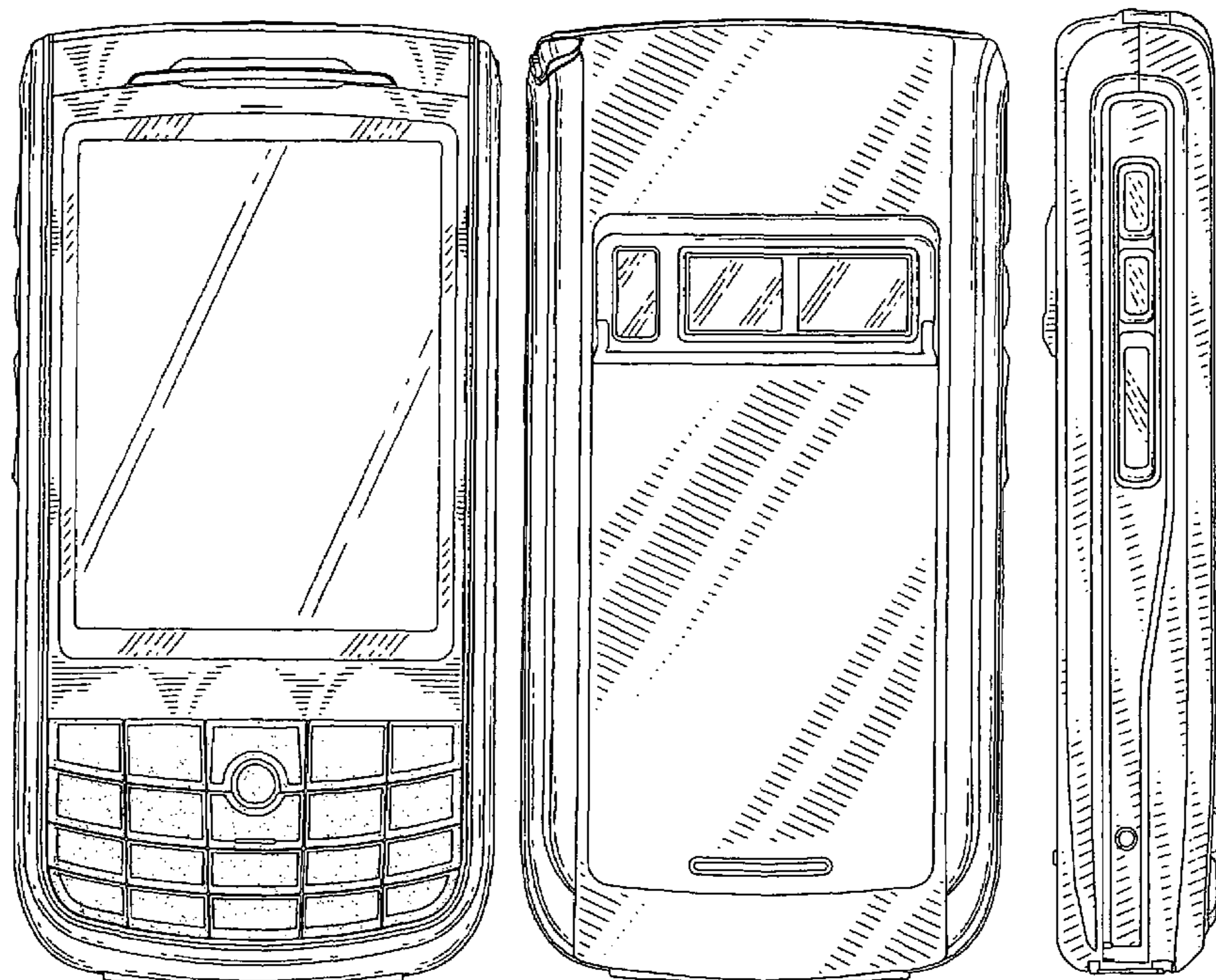
FIG. 4 is a left side view thereof;

FIG. 5 is a right side view thereof;

FIG. 6 is a top view thereof; and,

FIG. 7 is a bottom view thereof.

1 Claim, 5 Drawing Sheets



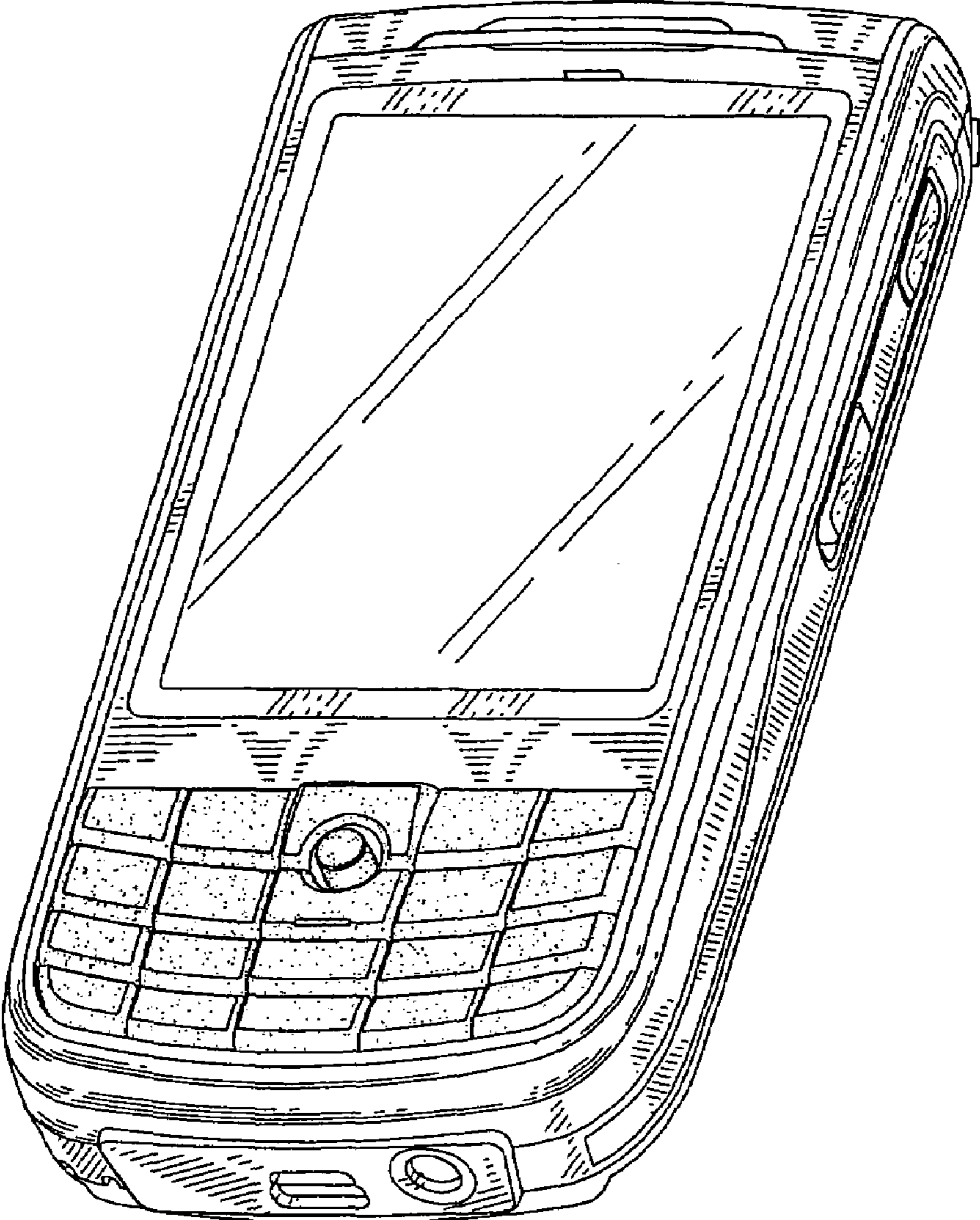


Fig. 1

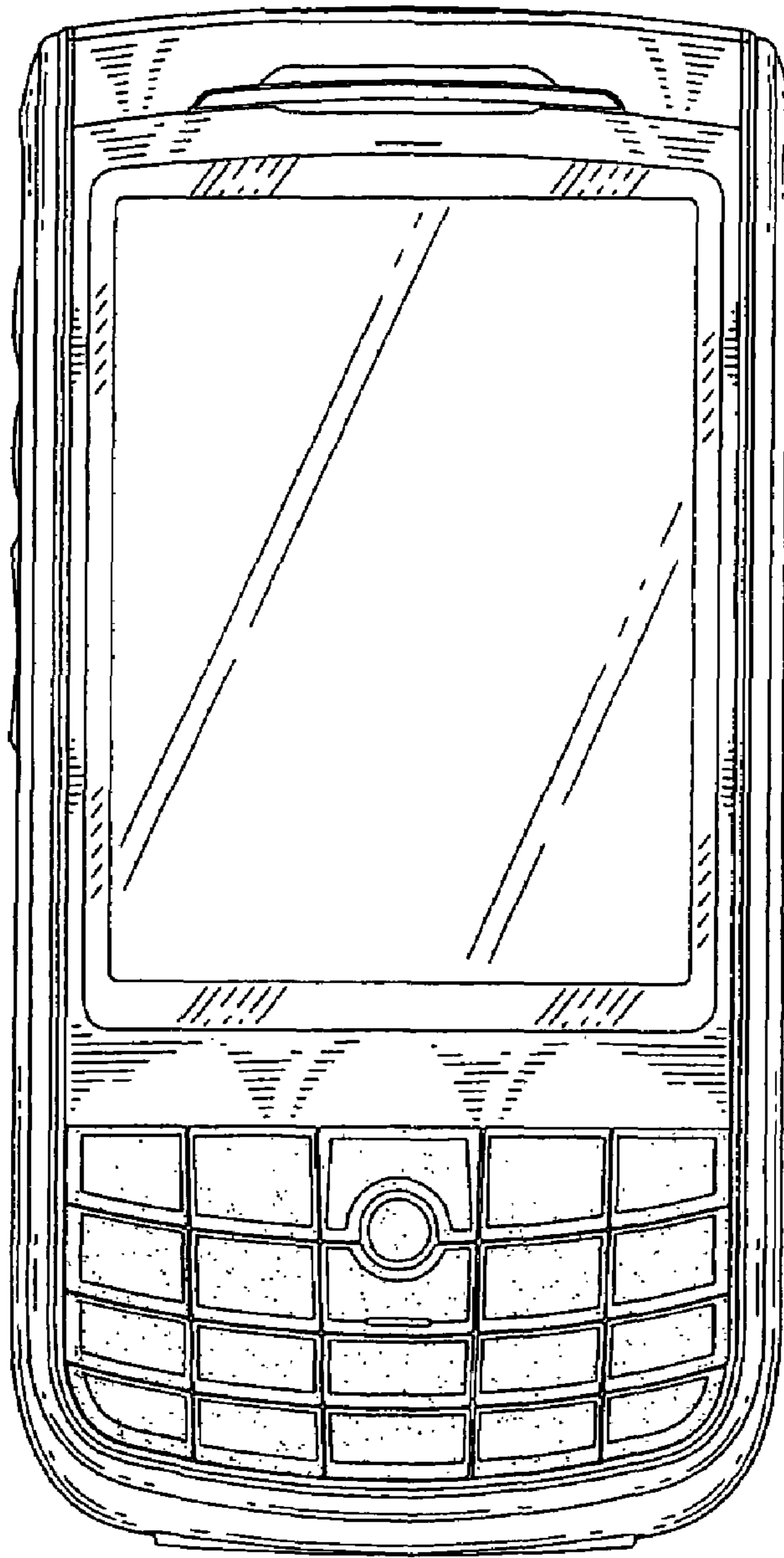


Fig. 2




Fig. 3

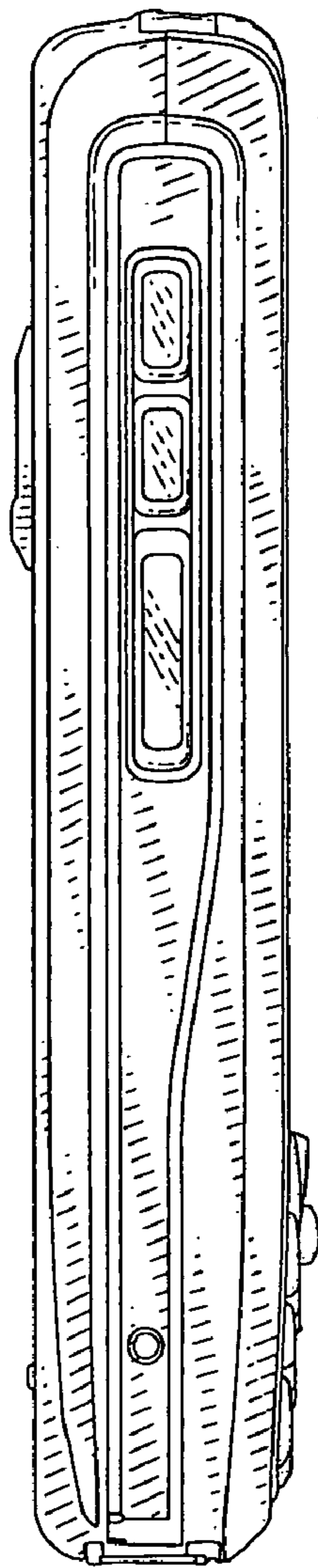


Fig. 4

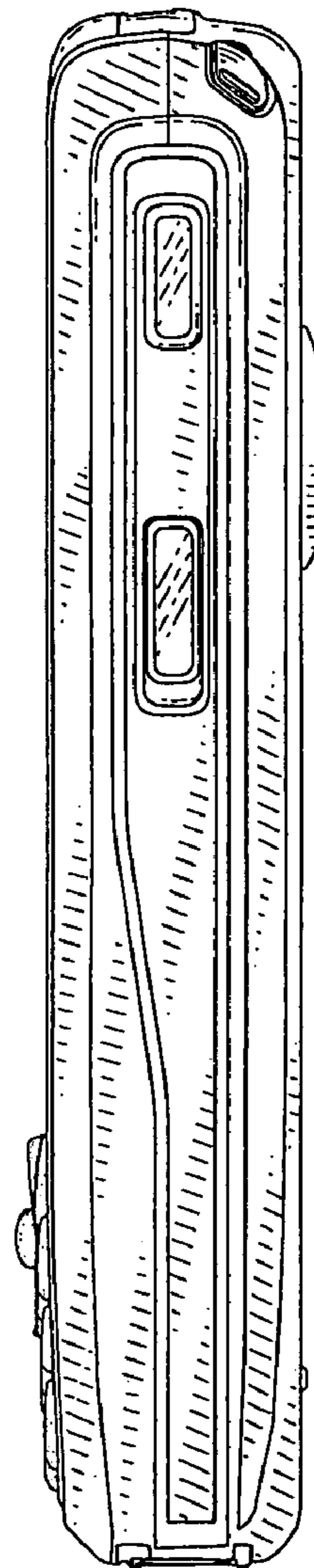


Fig. 5

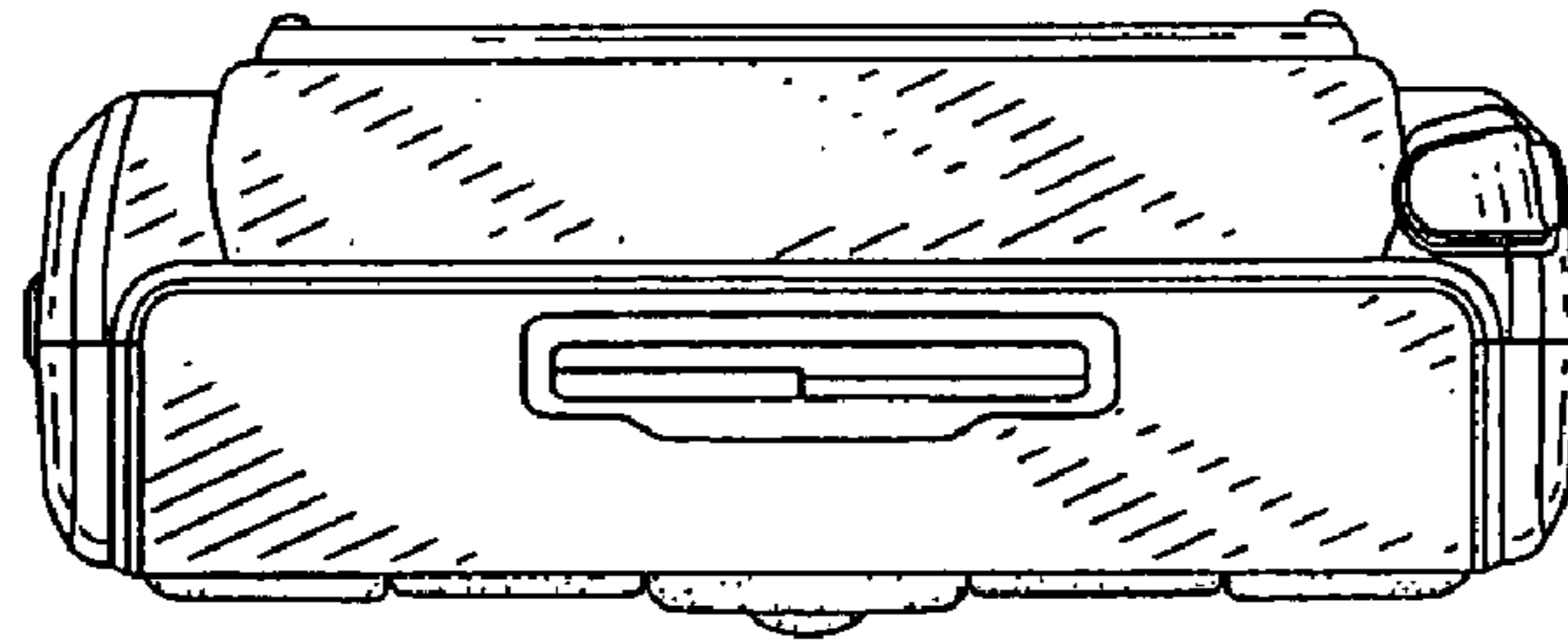


Fig. 6

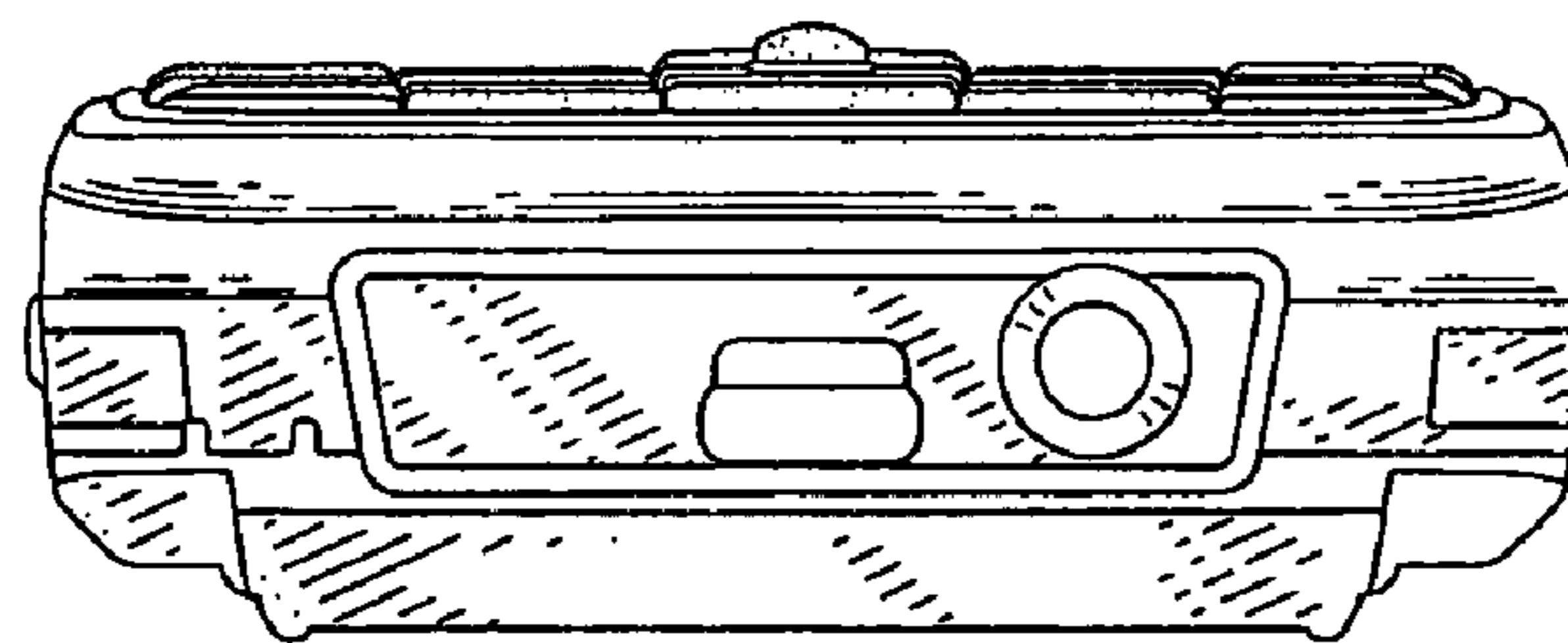


Fig. 7