

US00D545796S

(12) **United States Design Patent**
Kim et al.

(10) **Patent No.:** **US D545,796 S**
(45) **Date of Patent:** **** Jul. 3, 2007**

(54) **PORTABLE PHONE**

(75) Inventors: **Young-Sae Kim**, Palo Alto, CA (US);
Chi-Young Ahn, Seodaemun-Gu (KR);
Beom-Ku Han, Seoul (KR);
Chang-Hwan Hwang, Goyang-Si (KR)

(73) Assignee: **Samsung Electronics Co., Ltd.**,
Suwon-Si (KR)

(**) Term: **14 Years**

(21) Appl. No.: **29/234,736**

(22) Filed: **Jul. 22, 2005**

(30) **Foreign Application Priority Data**

Jan. 26, 2005 (KR) 30-2005-0002603

(51) **LOC (8) Cl.** **14-03**
(52) **U.S. Cl.** **D14/138**
(58) **Field of Classification Search** D14/191,
D14/138, 147-148, 247-248, 144, 496, 156,
D14/341-347; 379/433.01-433.13; 455/575.3,
455/566, 575.1, 556.1, 556.2, 90.3; D21/517;
D16/208

See application file for complete search history.

(56) **References Cited**

U.S. PATENT DOCUMENTS

D447,128 S * 8/2001 Lee et al. D14/138
D496,016 S * 9/2004 Hoo D14/138
D496,020 S * 9/2004 Lee D14/138
D496,347 S * 9/2004 Choi et al. D14/191
D501,839 S * 2/2005 Lee et al. D14/138
D502,161 S * 2/2005 Kim et al. D14/138
D504,406 S * 4/2005 Cho et al. D14/138
D508,034 S * 8/2005 Liao D14/138
D508,475 S * 8/2005 Wu et al. D14/138
D510,733 S * 10/2005 Lee et al. D14/138
D512,039 S * 11/2005 Kim et al. D14/138
D512,398 S * 12/2005 Chen et al. D14/138

D518,465 S * 4/2006 Van Den Nieuwenhuizen
et al. D14/138
D519,486 S * 4/2006 Lee et al. D14/138
D519,972 S * 5/2006 Chung et al. D14/138
D519,973 S * 5/2006 Chung et al. D14/138
D520,484 S * 5/2006 Lee et al. D14/138

(Continued)

OTHER PUBLICATIONS

Motorola A668 telephone, announced 4th Q 2004, [online],
[retrieved on Feb. 5, 2007]. Retrieved from Internet ,<URL: http://
www.gsmarena.com>.*

(Continued)

Primary Examiner—Jeffrey Asch
(74) *Attorney, Agent, or Firm*—Staas & Halsey LLP

(57) **CLAIM**

The ornamental design for the portable phone, as shown and
described.

DESCRIPTION

FIG. 1 is a perspective view of the portable phone showing
our design;

FIG. 2 is a front view thereof;

FIG. 3 is a rear view thereof;

FIG. 4 is a left side view thereof;

FIG. 5 is a right side view thereof;

FIG. 6 is a top plan view thereof;

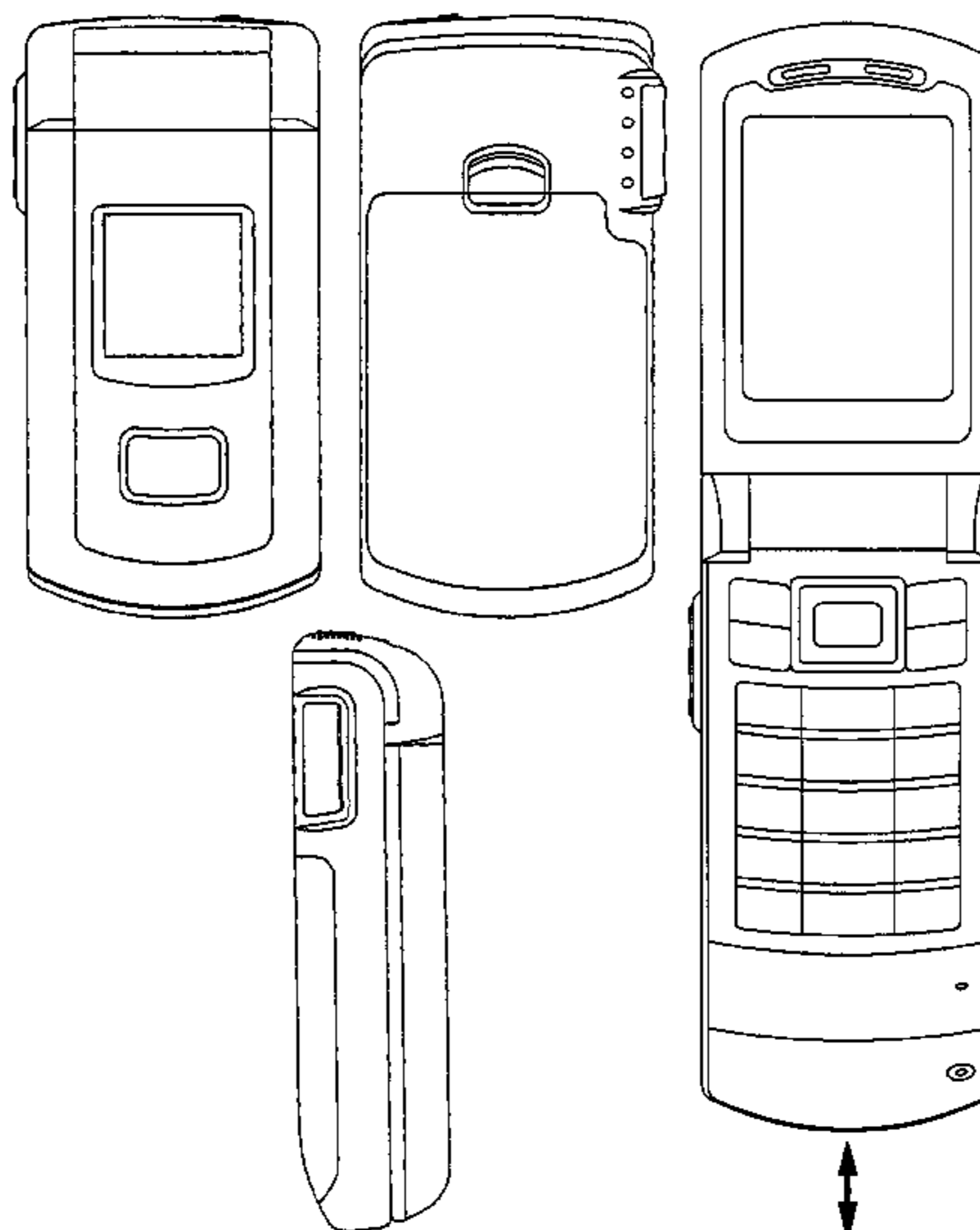
FIG. 7 is a bottom plan view thereof;

FIG. 8 is an open view thereof;

FIG. 9 is a right side, partially open view thereof with the
front cover rotated to an alternate position; and,

FIG. 10 is a left side, partially open view thereof with the
front cover rotated to an alternate position.

1 Claim, 7 Drawing Sheets



U.S. PATENT DOCUMENTS

D521,478 S * 5/2006 Lee et al. D14/138
D521,481 S * 5/2006 Shin D14/138
D521,968 S * 5/2006 Jung et al. D14/138
D521,970 S * 5/2006 Han et al. D14/138
D523,411 S * 6/2006 Kim et al. D14/138
D528,097 S * 9/2006 Kim D14/138
7,117,009 B2 * 10/2006 Wong et al. 455/556.1
D535,635 S * 1/2007 Hwang et al. D14/138
2004/0142718 A1 * 7/2004 Kim 455/550.1
2005/0113156 A1 * 5/2005 Park et al. 455/575.4
2005/0227747 A1 * 10/2005 Song 455/575.3
2005/0282595 A1 * 12/2005 Spence et al. 455/575.3

OTHER PUBLICATIONS

Philips 680 telephone, announced Jun. 2006, [online], [retrieved on Feb. 5, 2007]. Retrieved from Internet ,<URL: <http://www.gsmarena.com>>.*

LG F2300 telephone, announced 1st Q 2005, [online], [retrieved on Sep. 10, 2006]. Retrieved from Internet ,<URL: <http://www.gsmarena.com>>.*

Samsung Z500 telephone, announced 1st Q 2005, [online], [retrieved on Feb. 4, 2007]. Retrieved from Internet ,<URL: <http://www.gsmarena.com>>.*

* cited by examiner

FIG. 1




FIG. 2

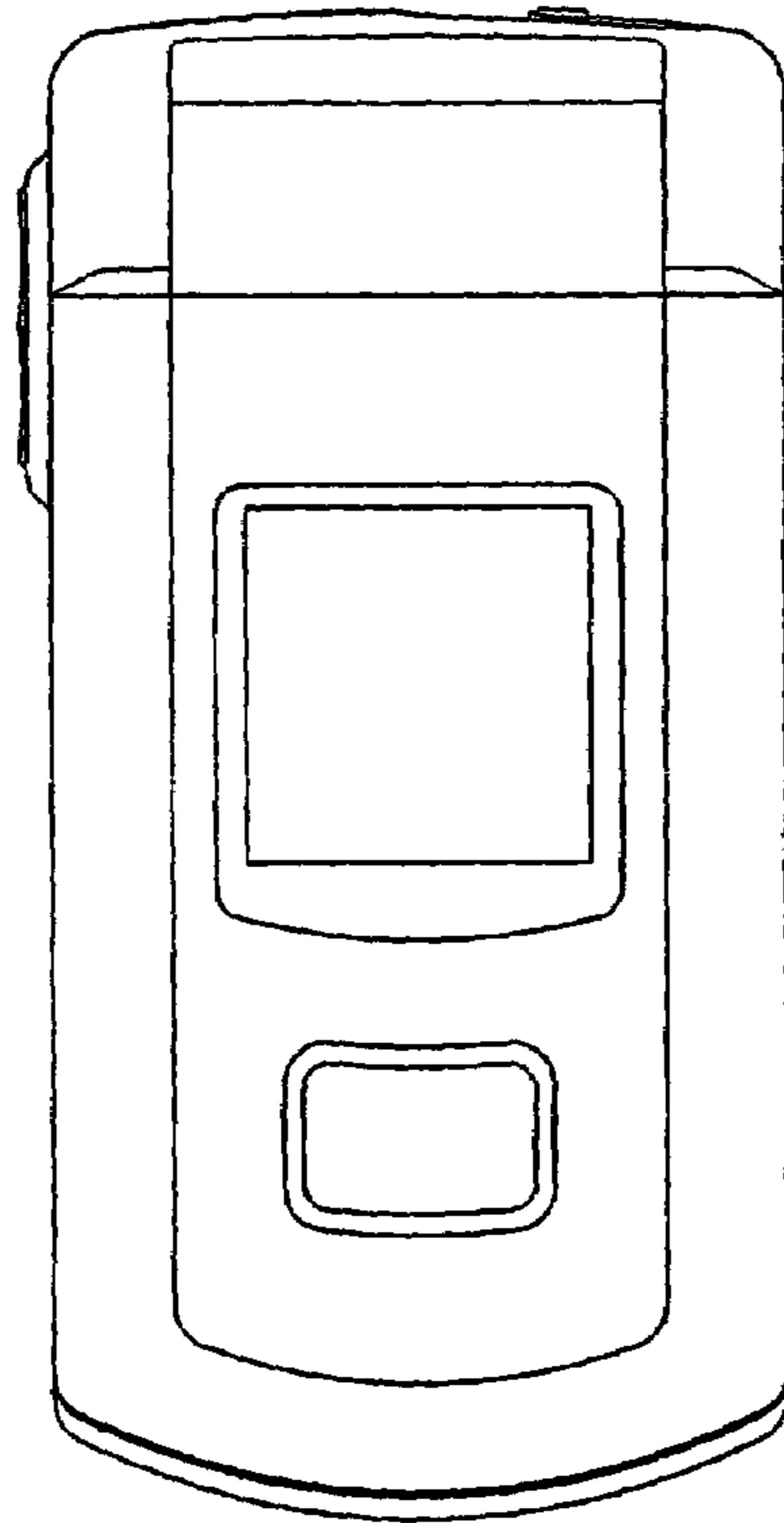


FIG. 3

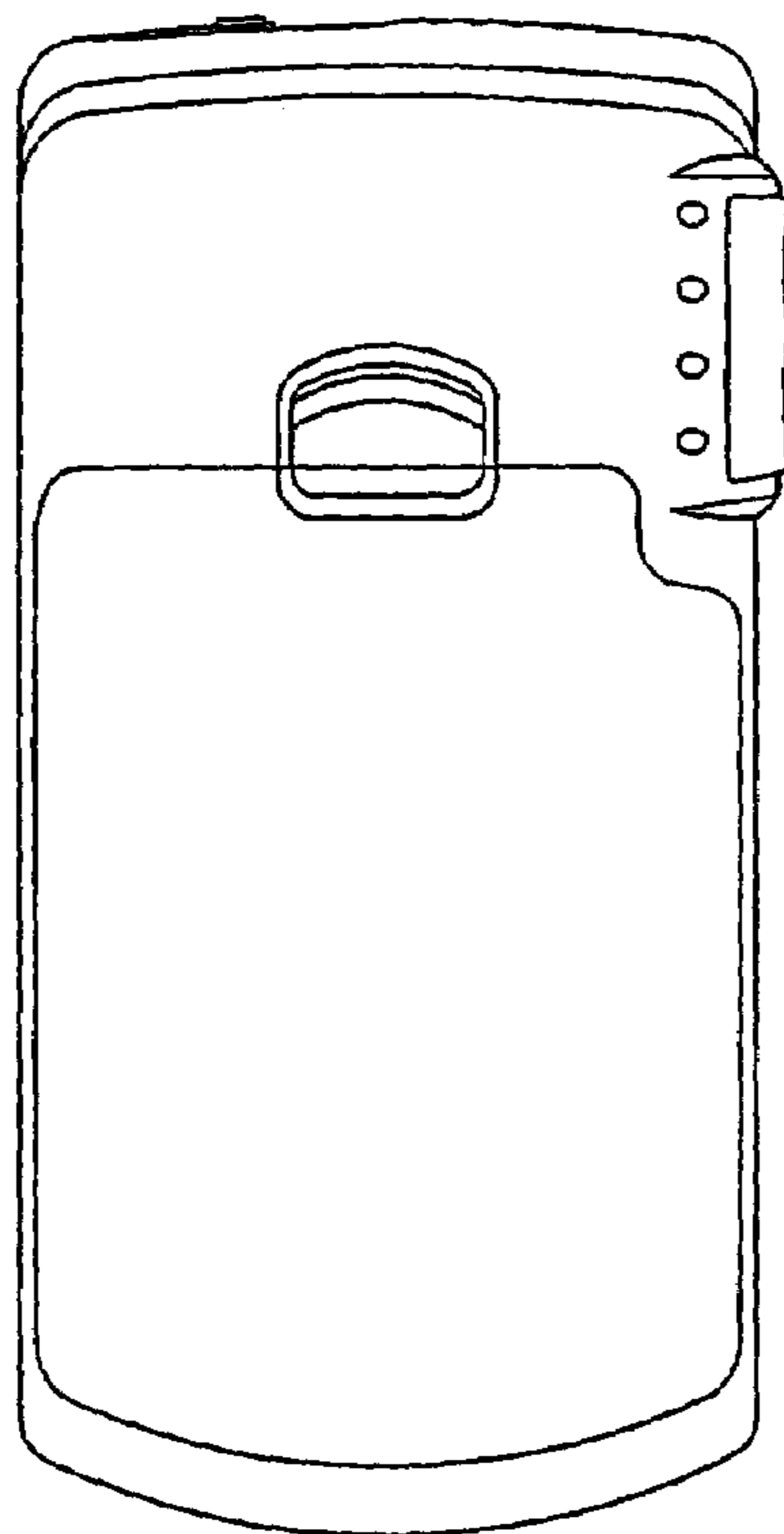


FIG. 4

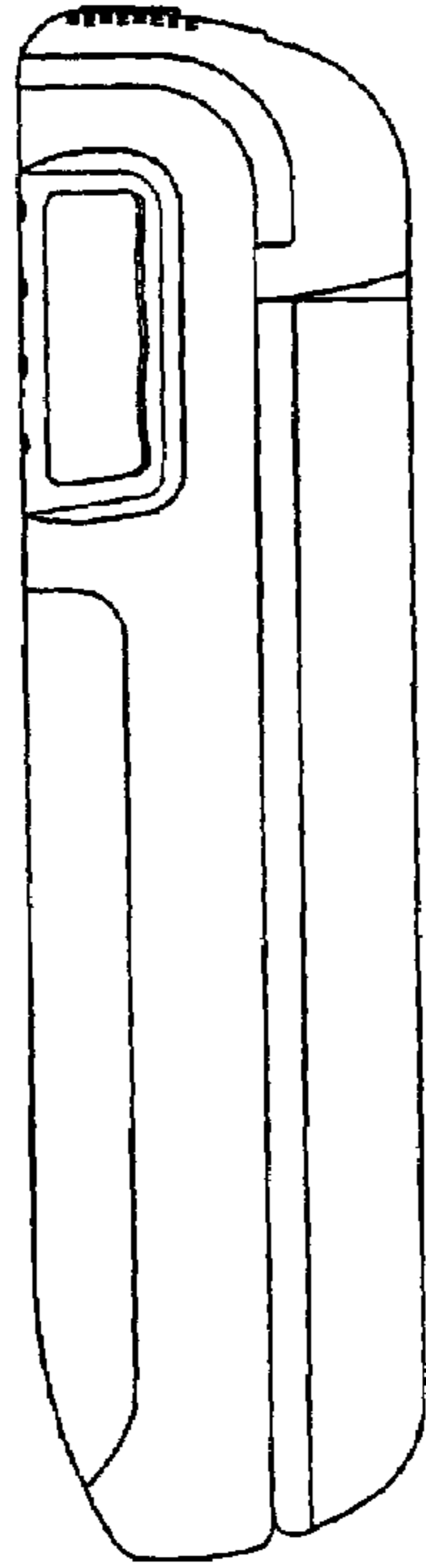


FIG. 5

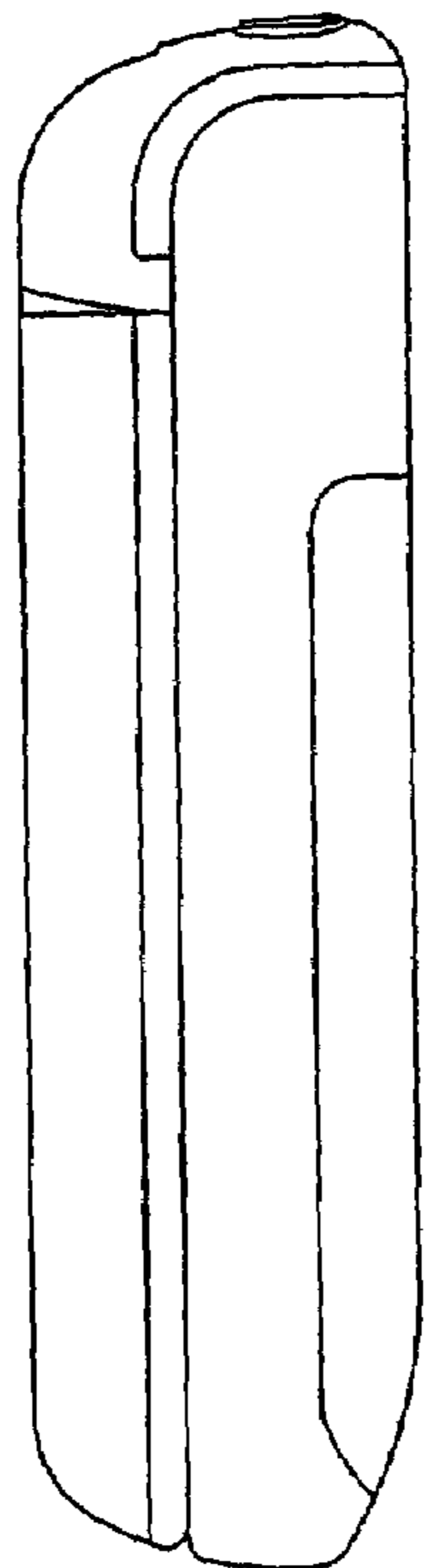


FIG. 6

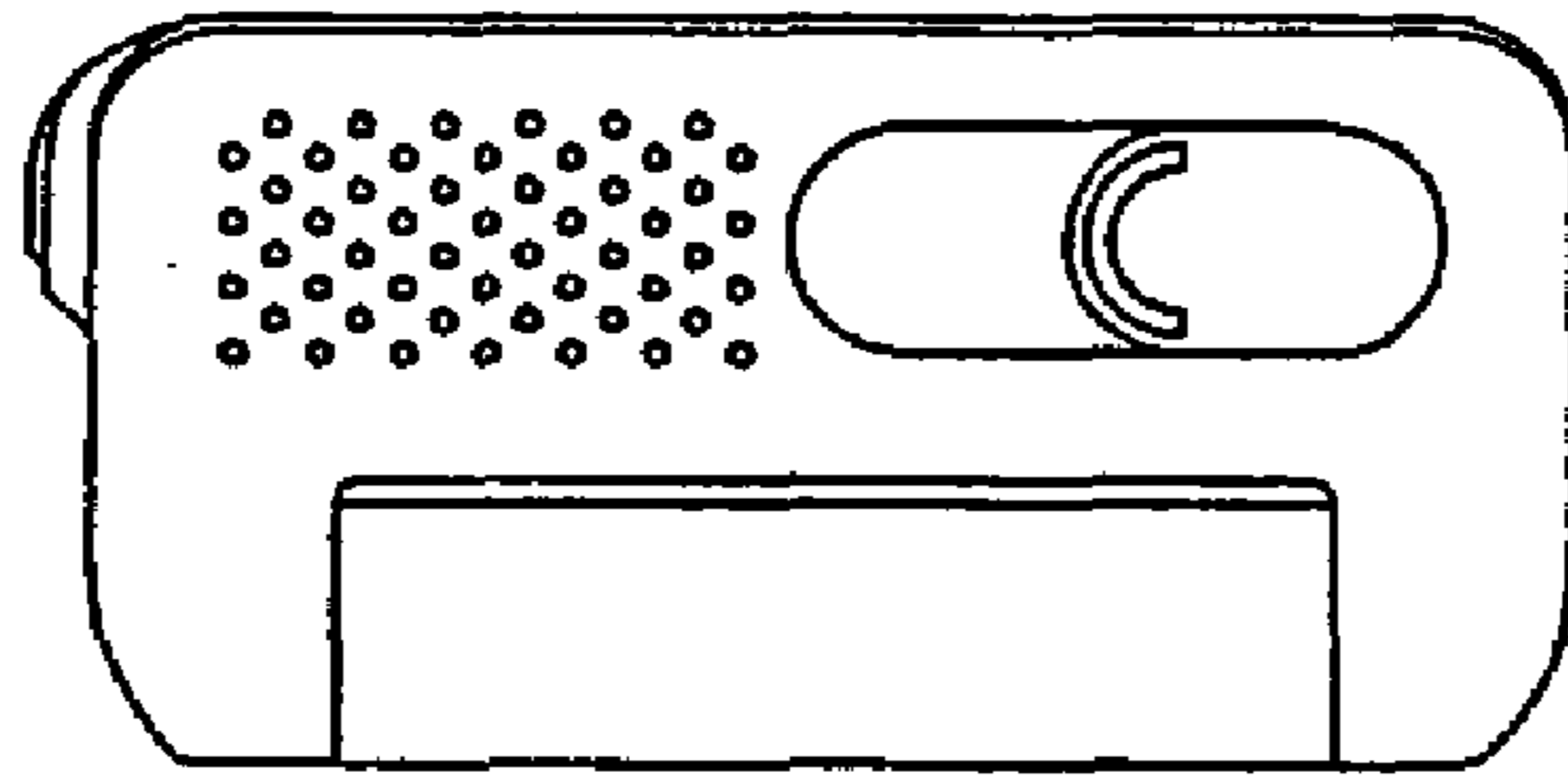


FIG. 7

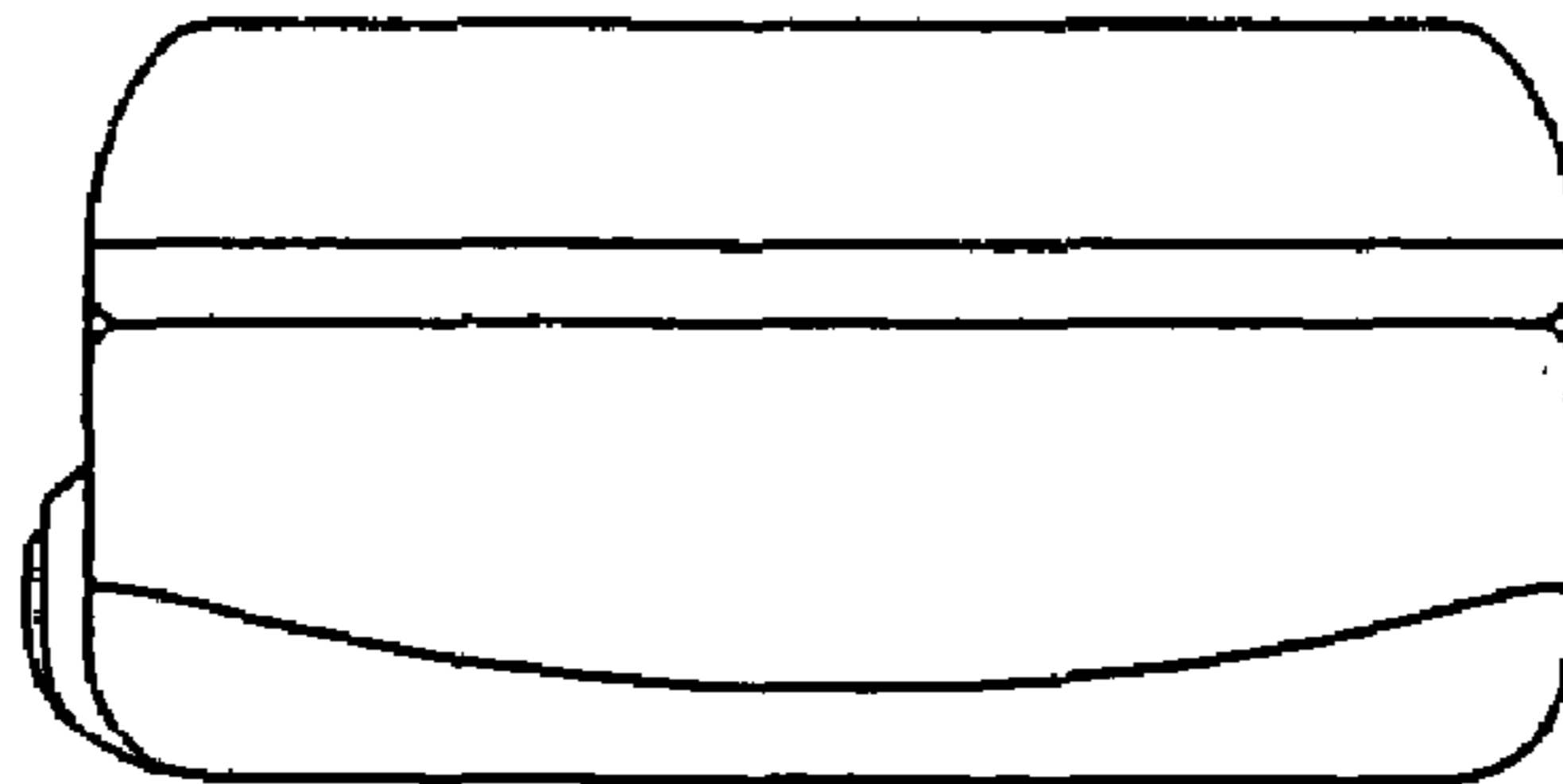


FIG. 8

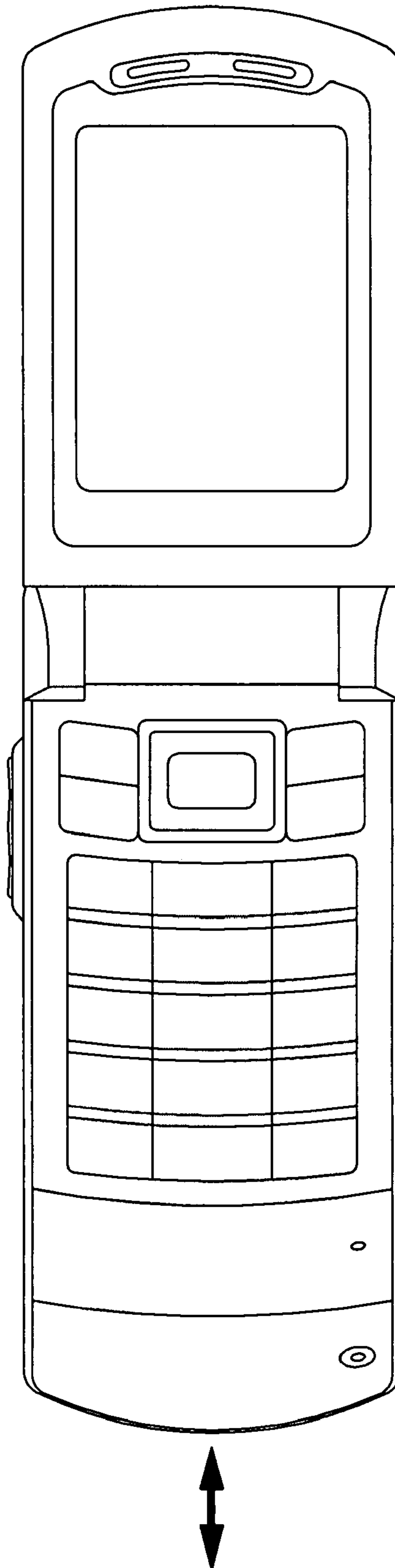


FIG. 9

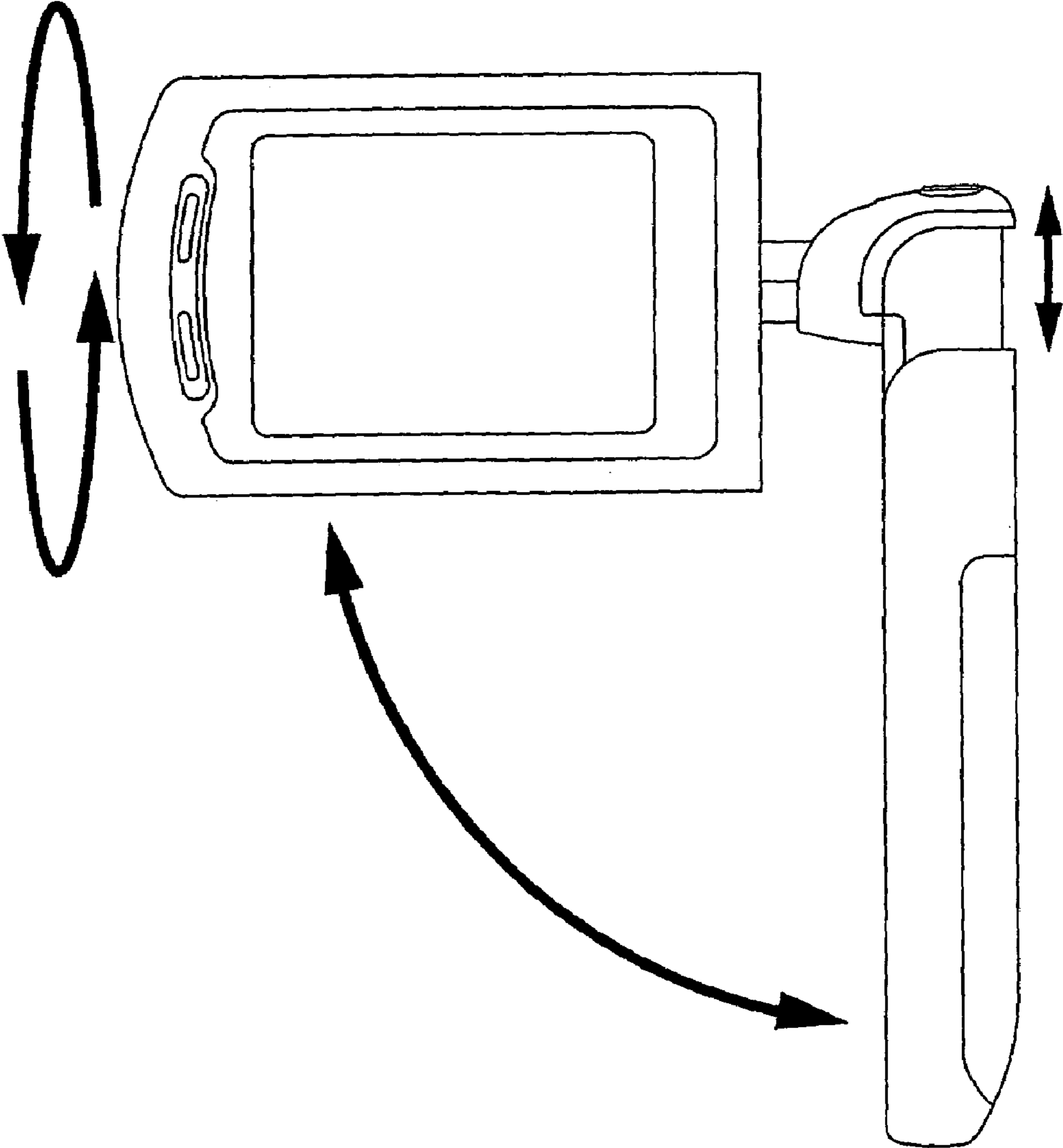


FIG. 10

