



US00D545791S

(12) **United States Design Patent** (10) **Patent No.:** **US D545,791 S**
Jameson et al. (45) **Date of Patent:** **** Jul. 3, 2007**

(54) **HOUSING FOR PORTABLE COMMUNICATION DEVICE**

(75) Inventors: **James L. Jameson**, Knoxville, TN (US); **Greg Gillis**, Escondido, CA (US); **Lance Tracy**, Fort Wayne, IN (US)

(73) Assignee: **Radio Systems Corporation**, Knoxville, TN (US)

(**) Term: **14 Years**

(21) Appl. No.: **29/214,785**

(22) Filed: **Oct. 8, 2004**

(51) **LOC (8) Cl.** **14-03**

(52) **U.S. Cl.** **D14/137; D10/104**

(58) **Field of Classification Search** D14/137-138, D14/218, 144, 147-148, 155, 198, 159, 188, D14/191, 192, 194, 197, 240, 358, 247-248, D14/341-347, 383-385; 379/433.01-433.13, 379/447, 451, 419, 434, 420.01-420.04, 379/428.01-428.04, 440, 437; D21/517; D10/104, 106; 340/539.11, 573.3, 573.4, 340/573.1; 361/814; 455/90.2, 90.3, 575.1, 455/556.2, 566, 347-349, 351; D30/199; 119/712, 717, 719, 720

See application file for complete search history.

(56) **References Cited**

U.S. PATENT DOCUMENTS

D383,745 S	9/1997	Lindeman et al.	
D387,758 S	12/1997	Oross et al.	
D389,139 S	1/1998	Oross et al.	
D389,158 S	1/1998	Oross	
D389,827 S	1/1998	Oross et al.	
D395,882 S	7/1998	Oross et al.	
D398,923 S *	9/1998	Tokiyama et al. D14/137
D399,821 S	10/1998	Tyneski et al.	
D408,396 S	4/1999	Tyneski et al.	
D413,022 S	8/1999	Tyneski et al.	

(Continued)

OTHER PUBLICATIONS

“Petsafe Yard & Park Trainer”, 1 p including photo, [online], <URL:http://www.pet-dog-cat-supply-store.com/shop/index.php?page=shop-flypage-15468-50cae0d5a9a0c26a2416c3d2c65b3dbe&ps_session=251ddde971080f7fe81878ee75577452>, site visited Jul. 24, 2006, reference date not available on Internet Archive WayBackMachine.*

“3/4 Mile Advanced Trainer SD-1200”, 1 p including photo [online], <http://www.pet-dog-cat-supply-store.com/shop/index.php?page=shop-flypage-9957-50cae0d5a9a0c26a2416c3d2c65b3dbe&ps_session=251ddde971080f7fe81878ee75577452>, site visited Jul. 24, 2006.*

Primary Examiner—Ian Simmons

Assistant Examiner—Carla Jobe Wright

(74) *Attorney, Agent, or Firm*—Pitts and Brittan, P.C.

(57) **CLAIM**

I claim the ornamental design for a housing for a portable communication device, as shown and described.

DESCRIPTION

FIG. 1 is a perspective view of a housing for portable communication device showing my new design;

FIG. 2 is a front elevation view of the housing shown in FIG. 1;

FIG. 3 is a back elevation view of the housing shown in FIG. 1;

FIG. 4 is a left side elevation view of the housing shown in FIG. 1;

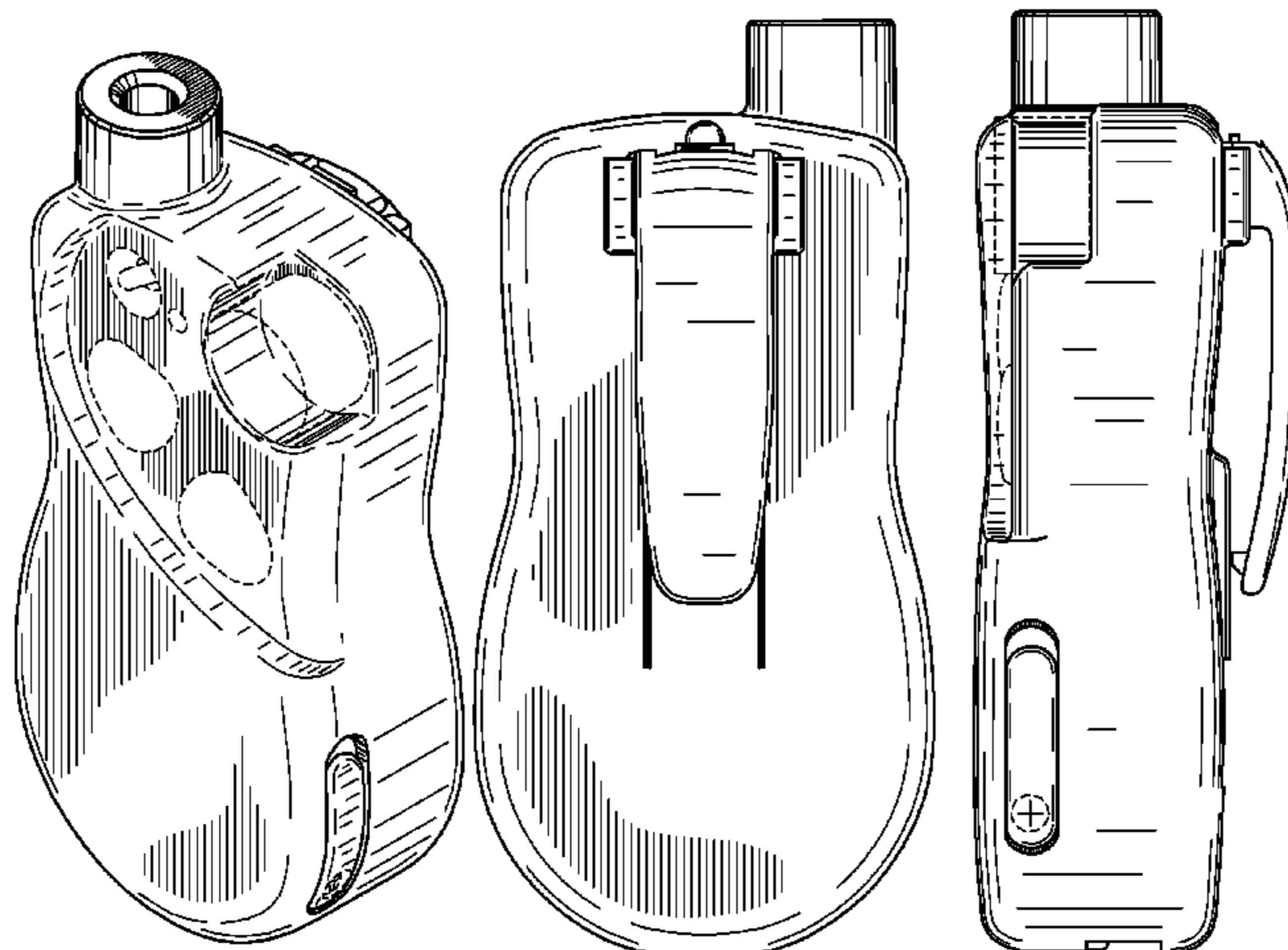
FIG. 5 is a right side elevation view of the housing shown in FIG. 1;

FIG. 6 is a top plan view of the housing shown in FIG. 1; and,

FIG. 7 is a bottom plan view of the housing shown in FIG. 1.

The broken line disclosure is for illustrative purposes only and forms no part of the claimed design.

1 Claim, 5 Drawing Sheets



US D545,791 S

Page 2

U.S. PATENT DOCUMENTS

D416,252 S	11/1999	Haase et al.		D452,684 S *	1/2002	Sedan et al.	D14/137
D416,893 S	11/1999	Tyneski et al.		D462,916 S *	9/2002	Fleetwood et al.	D10/104
D427,177 S *	6/2000	Yamazaki	D14/192	D482,630 S *	11/2003	So	D10/104
D433,001 S	10/2000	Haase et al.		D500,486 S *	1/2005	Zeitman	D14/188
D445,706 S *	7/2001	Myers et al.	D10/104	7,017,524 B2 *	3/2006	Gillis et al.	119/719

* cited by examiner

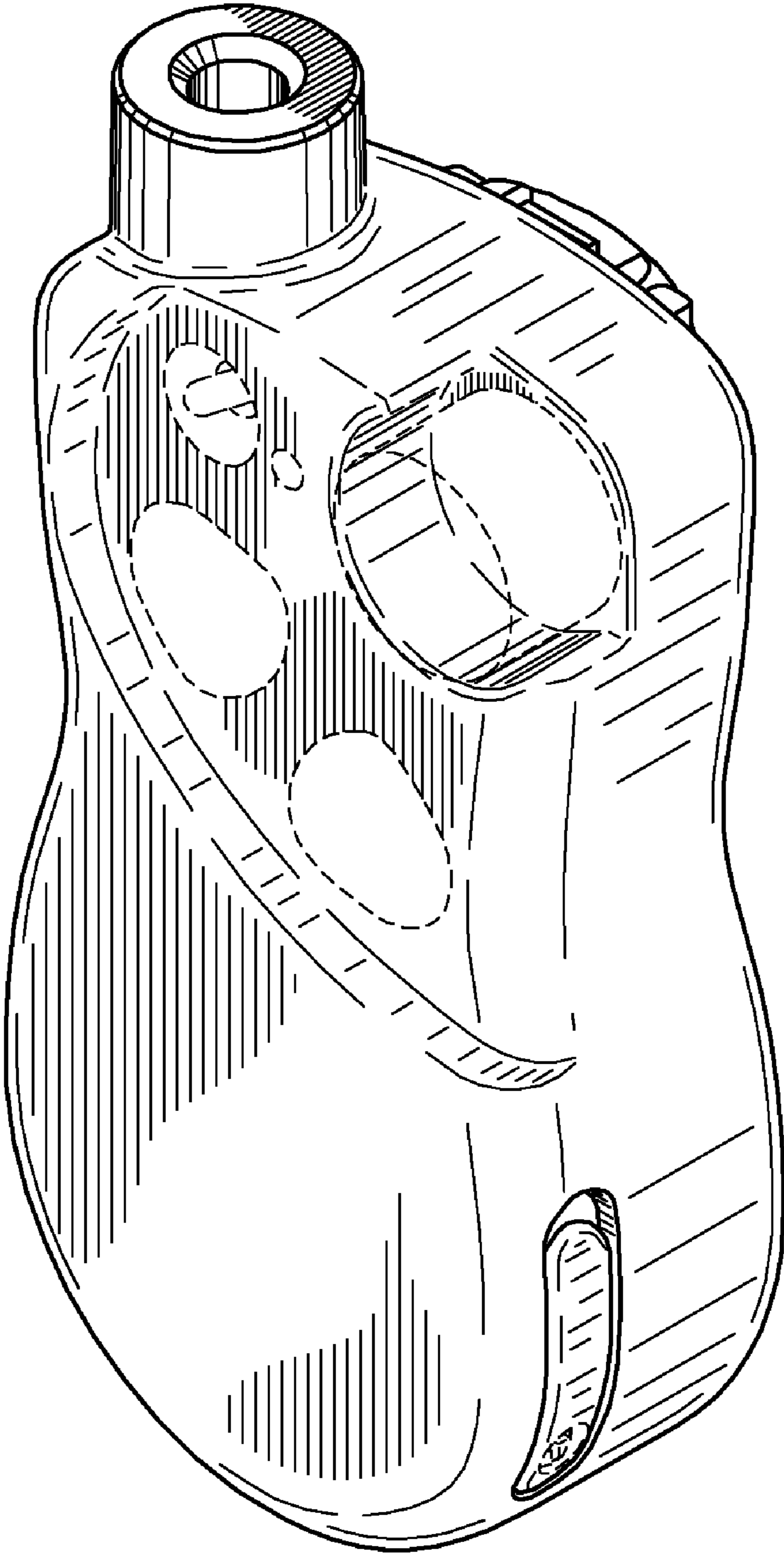


Fig. 1

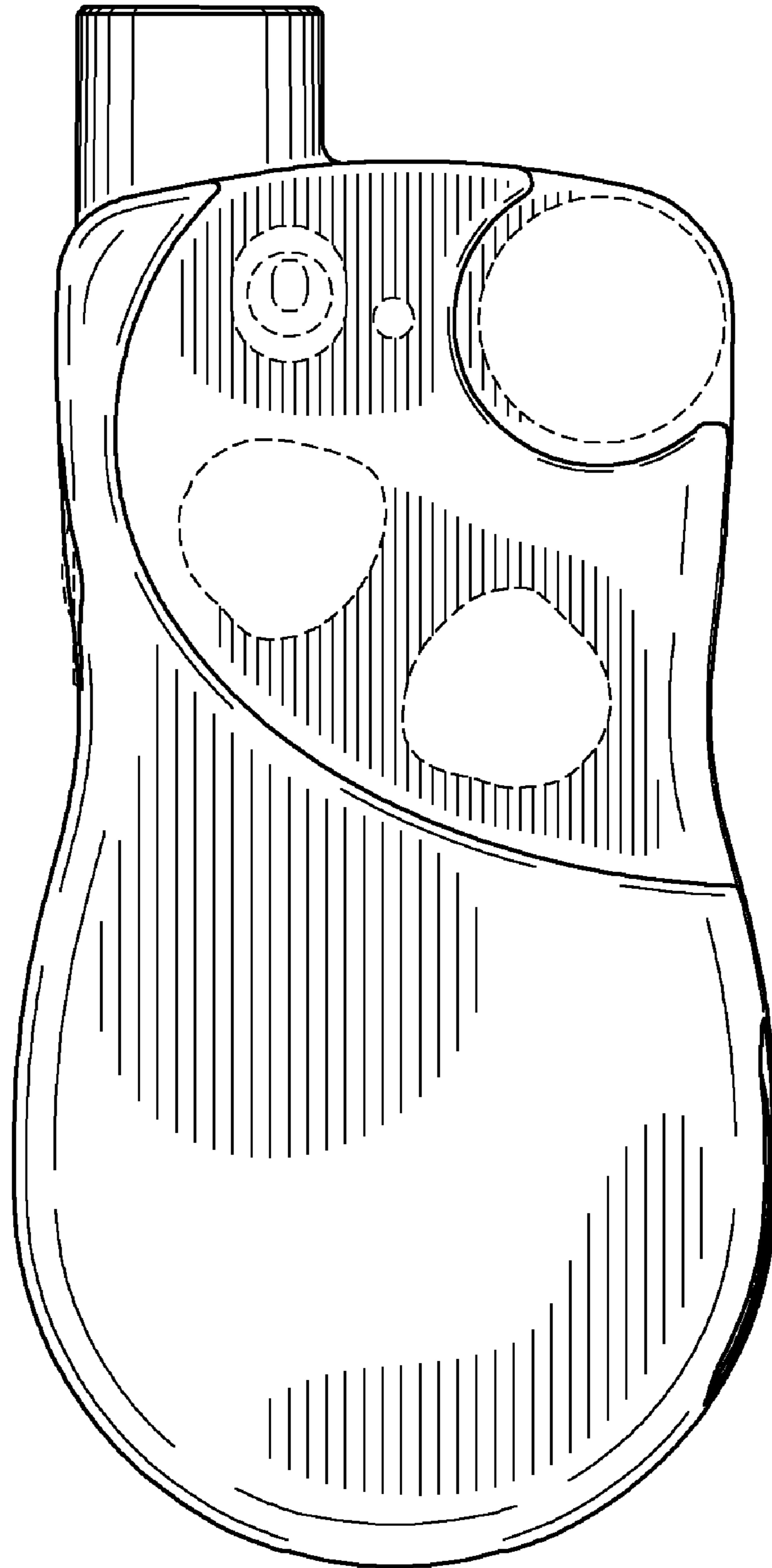


Fig. 2

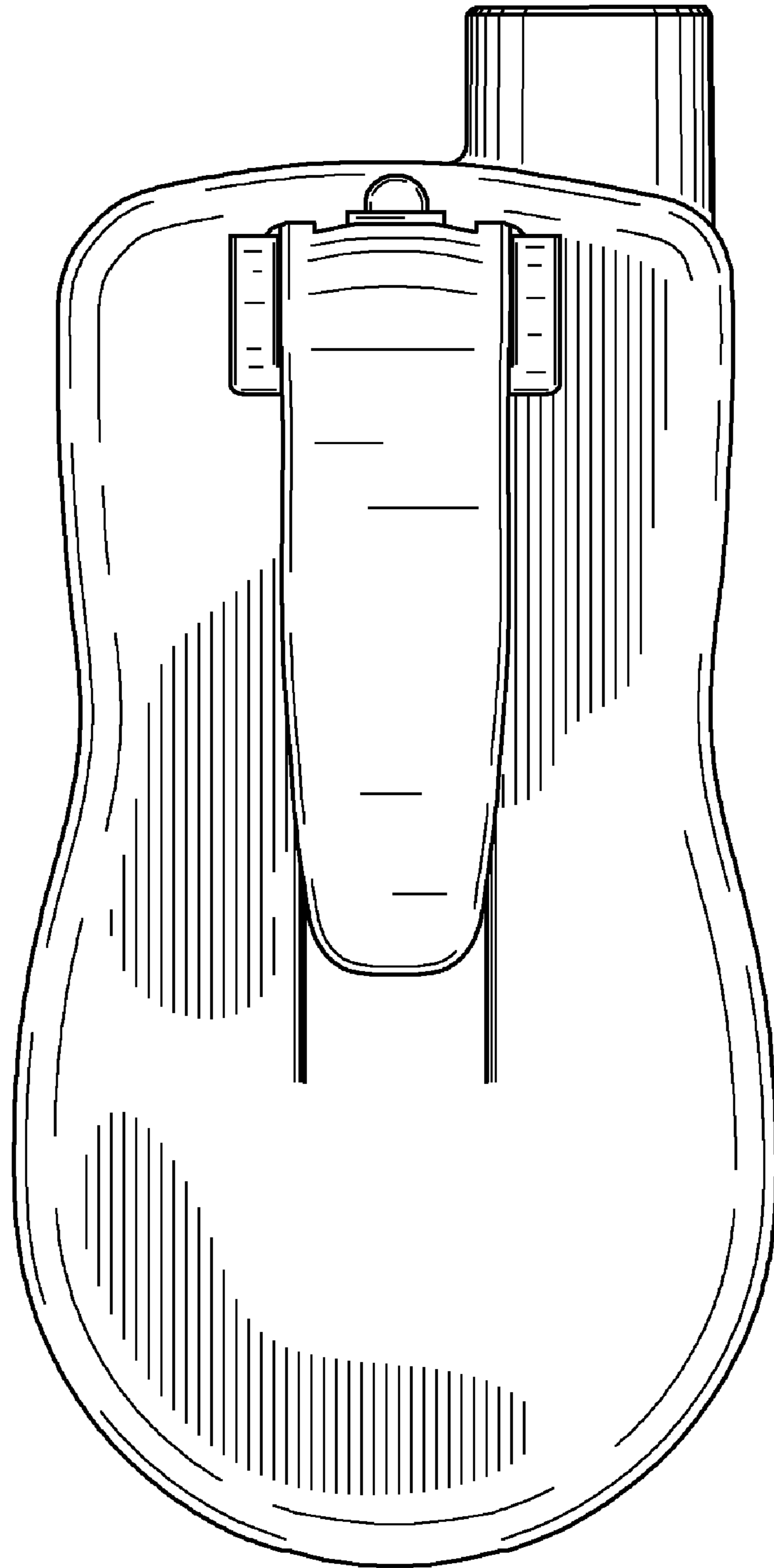


Fig. 3

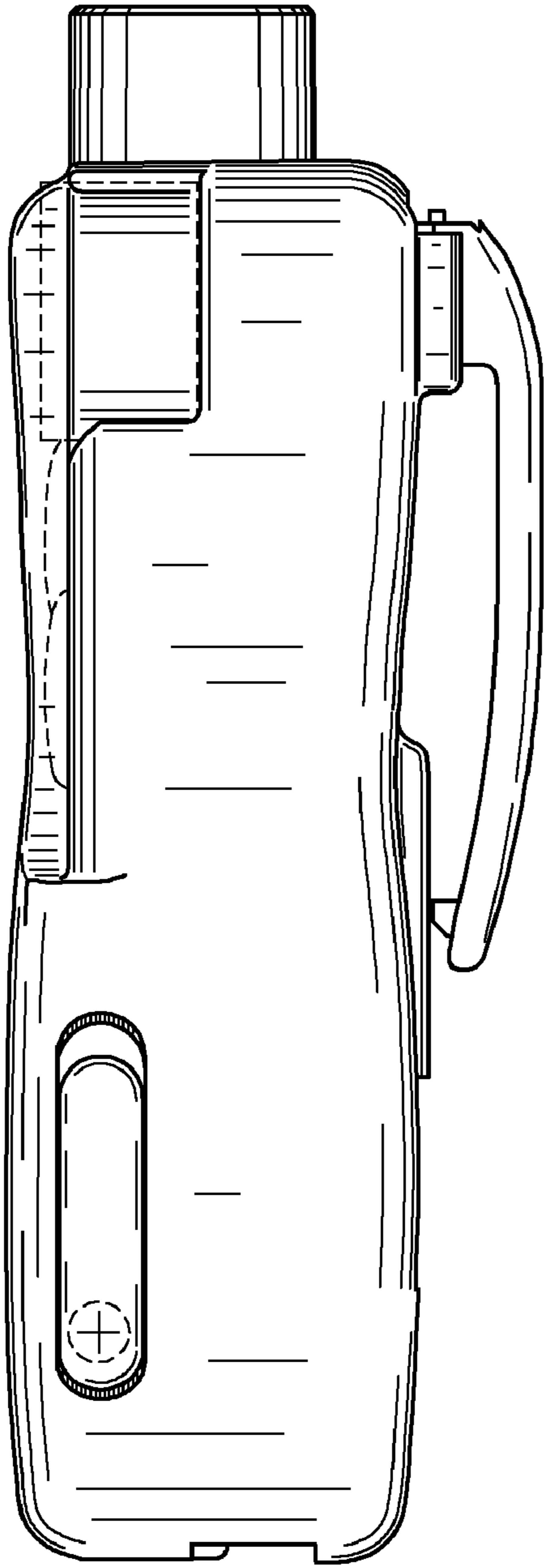


Fig. 4

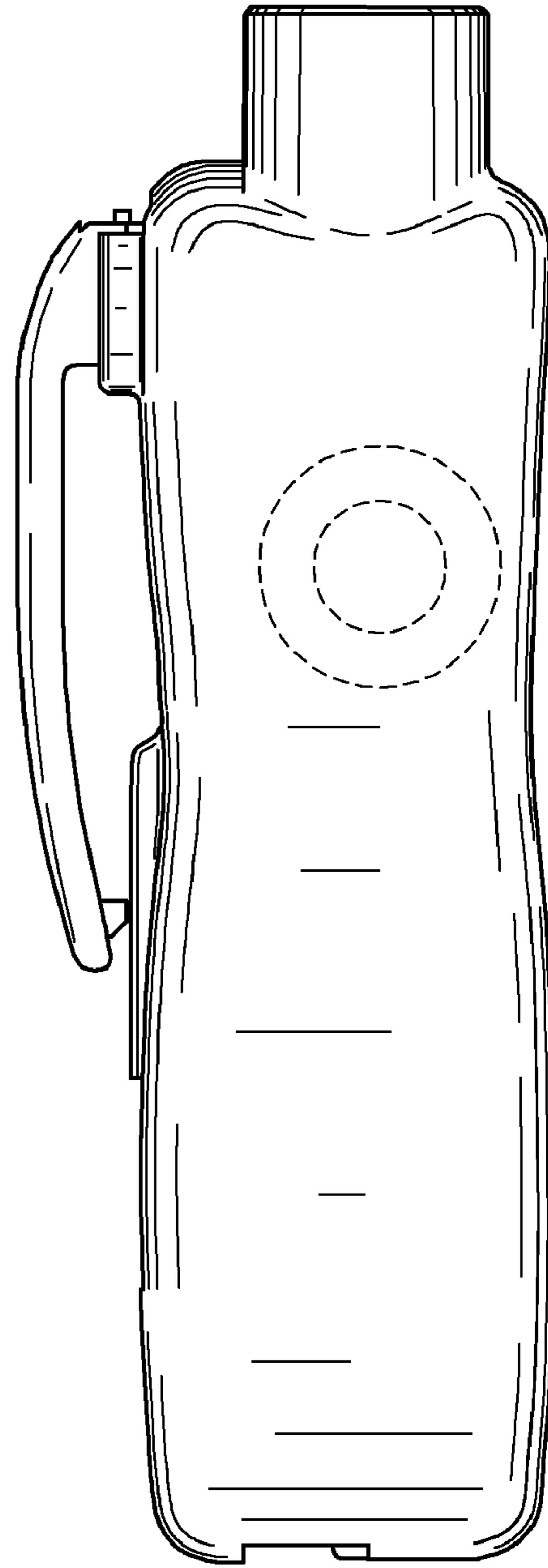


Fig. 5

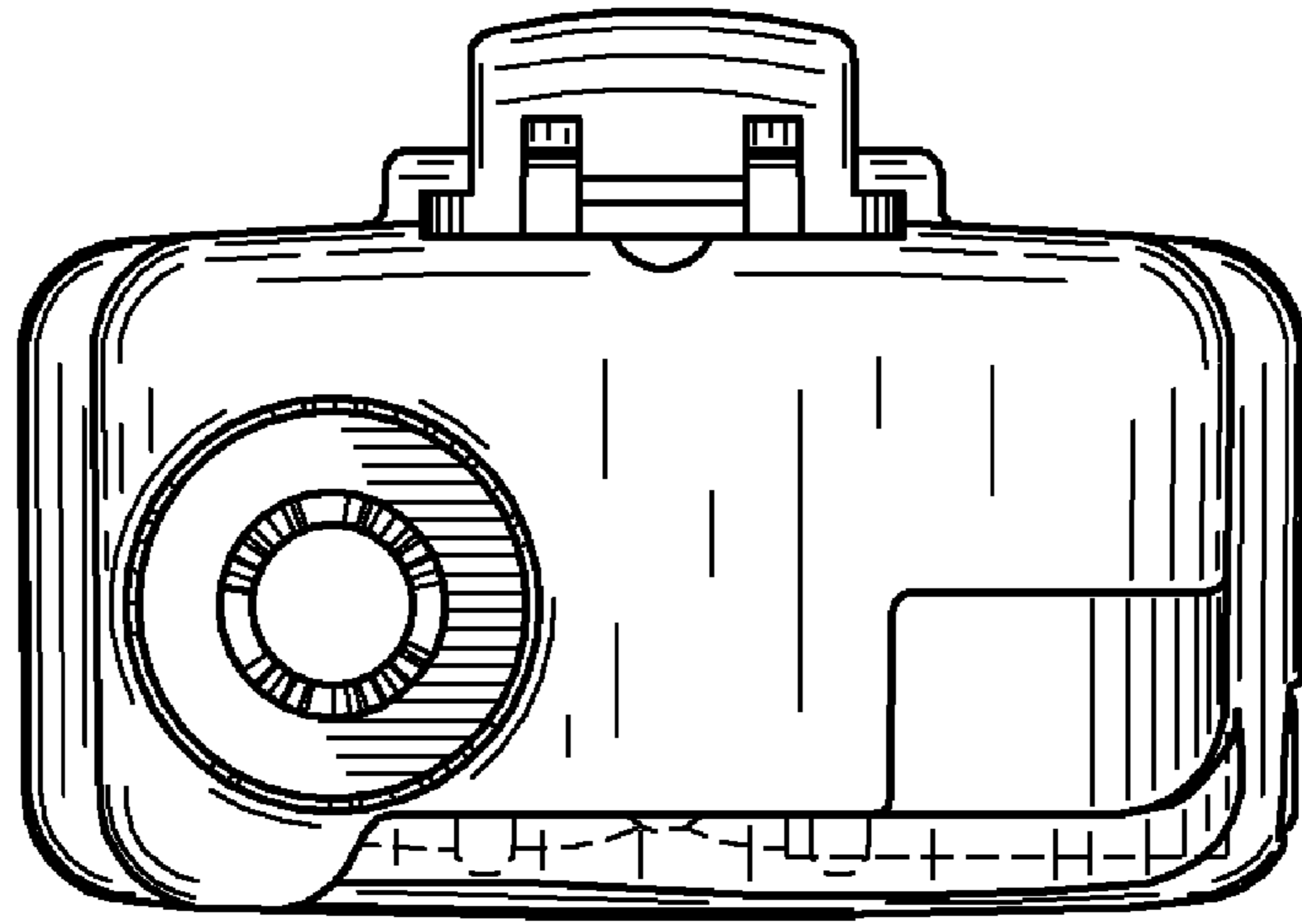


Fig.6

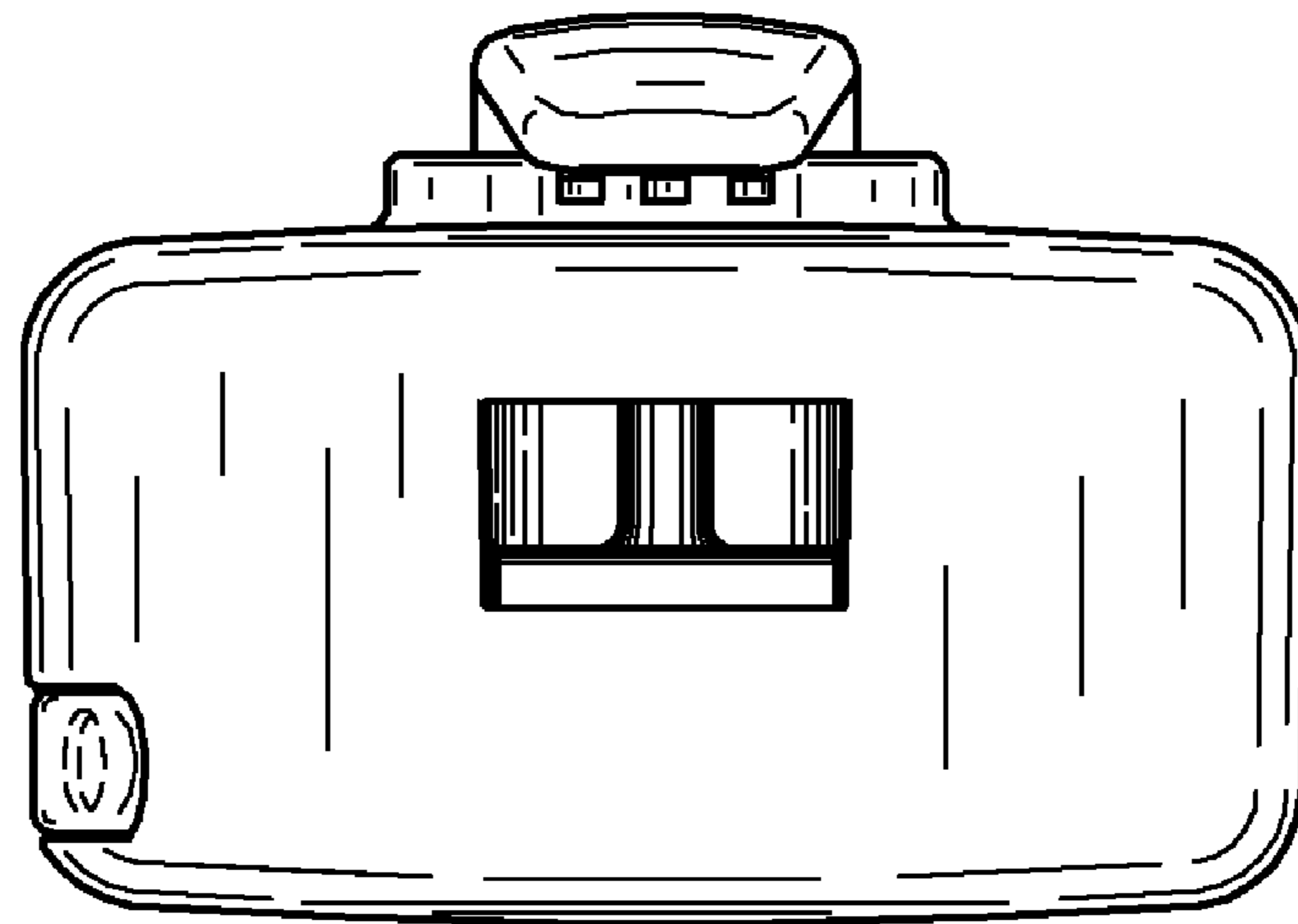


Fig.7