

US00D545790S

(12) **United States Design Patent**  
**Jameson et al.**

(10) **Patent No.:** **US D545,790 S**  
(45) **Date of Patent:** **\*\* Jul. 3, 2007**

(54) **HOUSING FOR PORTABLE COMMUNICATION DEVICE**

Jul. 24, 2006, reference date not available on Internet Archive WayBackMachine.\*

(75) Inventors: **James L. Jameson**, Knoxville, TN (US); **Greg Gillis**, Escondido, CA (US); **Lance Tracy**, Fort Wayne, IN (US)

(Continued)

*Primary Examiner*—Ian Simmons  
*Assistant Examiner*—Carla Jobe Wright  
(74) *Attorney, Agent, or Firm*—Pitts & Brittan, PC

(73) Assignee: **Radio Systems Corporation**, Knoxville, TN (US)

(57) **CLAIM**

(\*\*) Term: **14 Years**

The ornamental design for a housing for portable communication device, as shown and described.

(21) Appl. No.: **29/209,251**

**DESCRIPTION**

(22) Filed: **Jul. 13, 2004**

FIG. 1 is a perspective view of a housing for a portable communication device showing my new design;

(51) **LOC (8) Cl.** ..... **14-03**

(52) **U.S. Cl.** ..... **D14/137; D10/104**

(58) **Field of Classification Search** ..... D14/137, D14/138, 218, 144, 147–148, 155, 198, 159, D14/188, 191, 192, 194, 197, 240, 358, 247–248, D14/341–347, 383–385; 379/433.01–433.13, 379/447, 451, 419, 434, 420.01–420.04, 379/428.01–428.04, 440, 437; D21/517; D10/104, 106; 340/539.11, 573.3, 573.4, 340/573.1; 361/814; 455/90.2, 90.3, 575.1, 455/556.2, 566, 347–349, 351; D30/199; 119/712, 717, 719, 720

FIG. 2 is a perspective view of a second embodiment of a housing for portable communication device showing my new design;

FIG. 3 is a front elevation view of the housing shown in FIG. 1;

FIG. 4 is a front elevation view of the housing shown in FIG. 2;

FIG. 5 is a right side elevation view of the housing shown in FIG. 1;

FIG. 6 is a right side elevation view of the housing shown in FIG. 2;

FIG. 7 is a left side elevation view of the housing shown in FIG. 1;

FIG. 8 is a left side elevation view of the housing shown in FIG. 2;

FIG. 9 is a top plan view of the housing shown in FIG. 1;

FIG. 10 is a top plan view of the housing shown in FIG. 2; and,

FIG. 11 is a bottom plan view of the housings shown in FIG. 1 and FIG. 2.

The broken line disclosure is for illustrative purposes only and forms no part of the claimed design.

See application file for complete search history.

(56) **References Cited**

**U.S. PATENT DOCUMENTS**

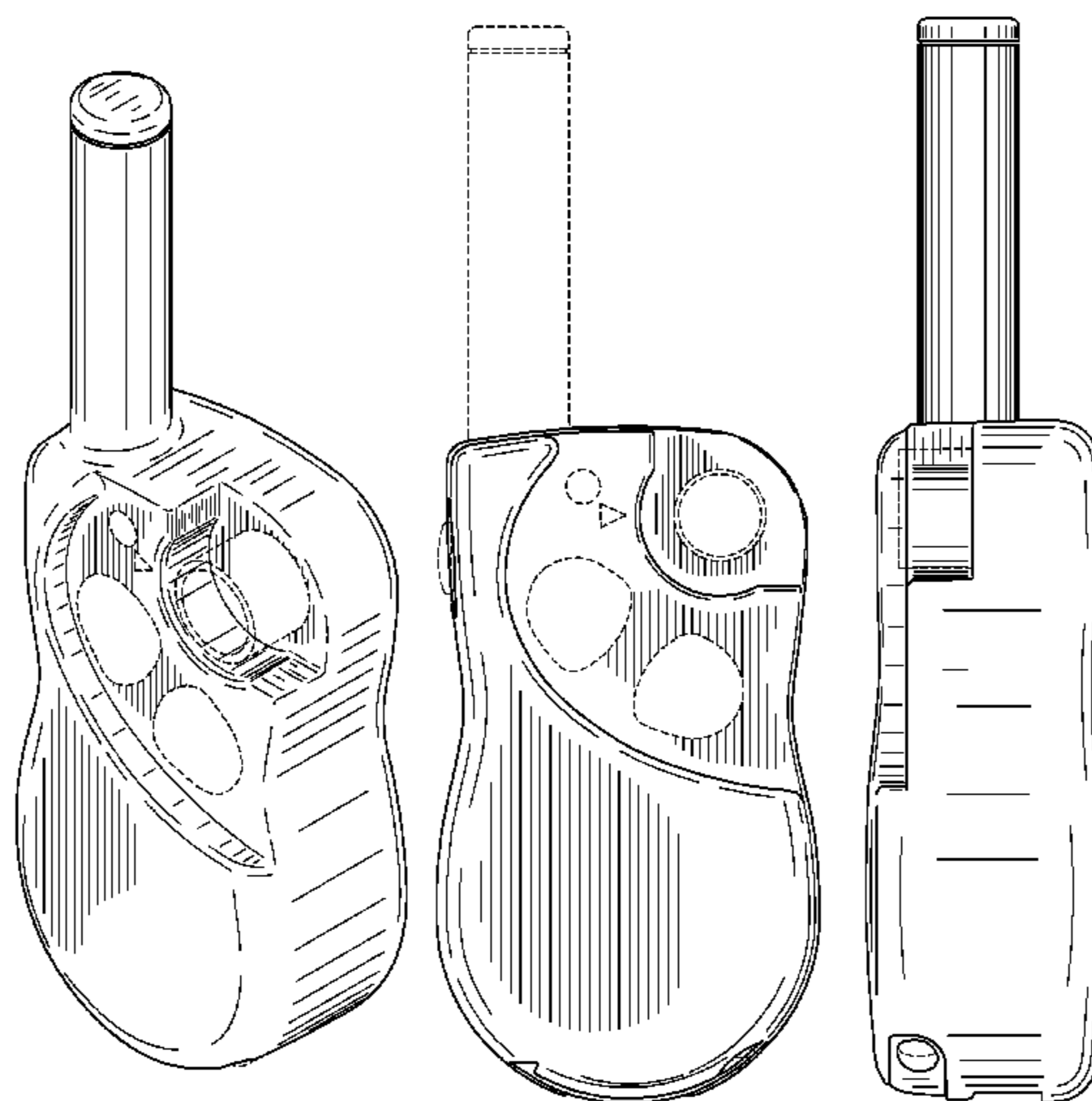
D383,745 S 9/1997 Lindeman et al.  
D387,758 S 12/1997 Oross et al.

(Continued)

**OTHER PUBLICATIONS**

“Petsafe Yard & Park Trainer”, 1 p including photo, [online], <URL:http://www.pet-dog-cat-supply-store.com/shop/index.php?page=shop-flypage-15468-50cae0d5a9a0c26a2416c3d2c65b3dbe&ps\_session=251ddde971080f7fe81878ee75577452<, site visited

**1 Claim, 9 Drawing Sheets**



# US D545,790 S

Page 2

---

## U.S. PATENT DOCUMENTS

D389,139 S 1/1998 Oross et al.  
D389,158 S 1/1998 Oross  
D389,827 S 1/1998 Oross et al.  
D395,882 S 7/1998 Oross et al.  
D398,923 S \* 9/1998 Tokiyama et al. .... D14/137  
D399,821 S 10/1998 Tyneski et al.  
D408,396 S 4/1999 Tyneski et al.  
D413,022 S 8/1999 Tyneski et al.  
D416,252 S 11/1999 Haase et al.  
D416,893 S 11/1999 Tyneski et al.  
D427,177 S \* 6/2000 Yamazaki ..... D14/192  
D433,001 S 10/2000 Haase et al.  
D445,706 S \* 7/2001 Myers et al. .... D10/104

D452,684 S \* 1/2002 Sedan et al. .... D14/137  
D462,916 S \* 9/2002 Fleetwood et al. .... D10/104  
D482,630 S \* 11/2003 So ..... D10/104  
D500,486 S \* 1/2005 Zeitman ..... D14/188  
7,017,524 B2 \* 3/2006 Gillis et al. .... 119/719

## OTHER PUBLICATIONS

“3/4 Mile Advanced Trainer SD-1200”, 1 p including photo,  
[online], <[http://www.pet-dog-cat-supply-store.com/shop/index.php?page=shop-flypage-9957-50cae0d5a9a0c26a2416c3d2c65b-3dbe&ps\\_session=251ddde971080f7fe81878ee75577452](http://www.pet-dog-cat-supply-store.com/shop/index.php?page=shop-flypage-9957-50cae0d5a9a0c26a2416c3d2c65b-3dbe&ps_session=251ddde971080f7fe81878ee75577452)>, site  
visited Jul. 24, 2006.\*

\* cited by examiner

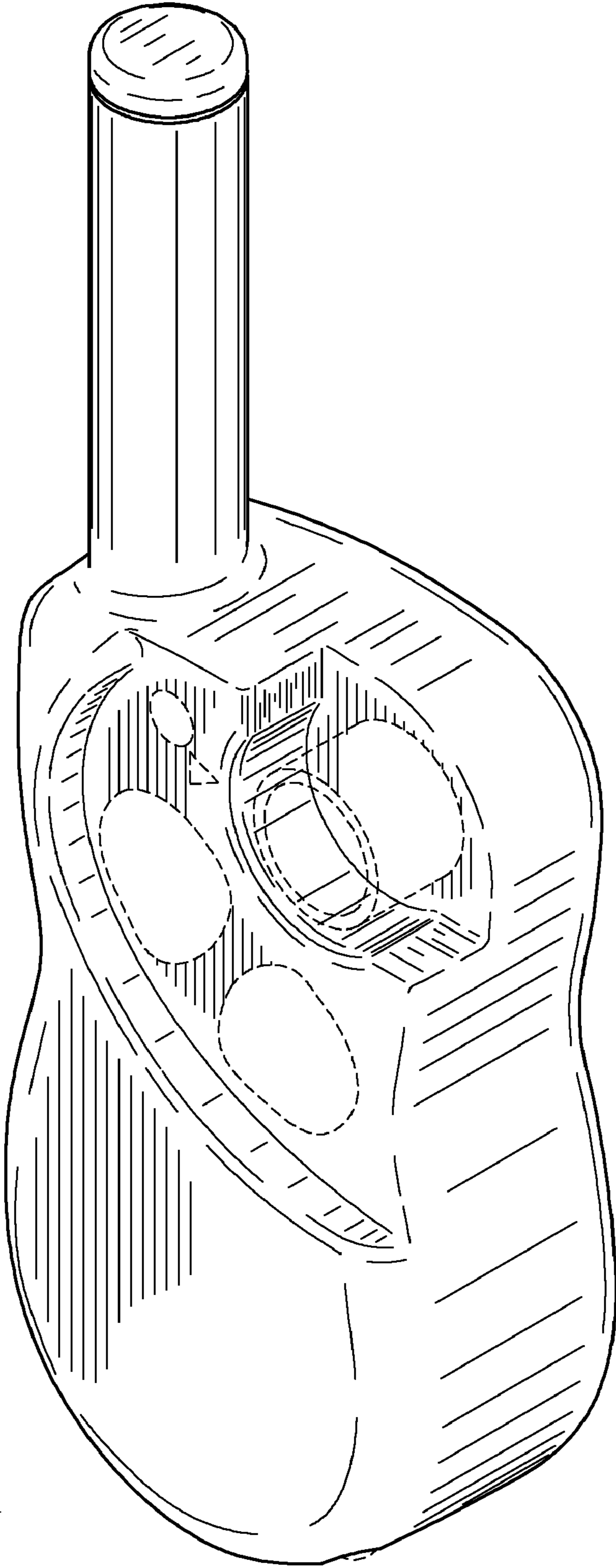


Fig. 1

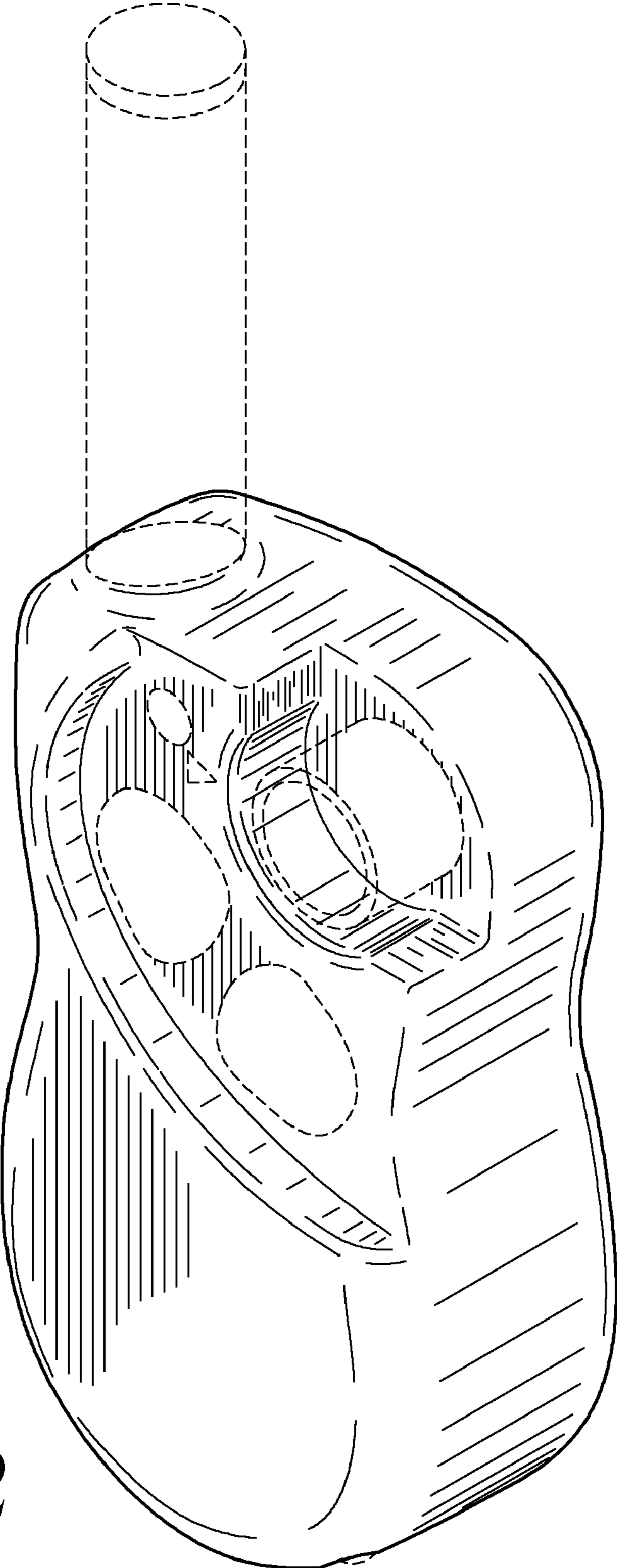


Fig.2

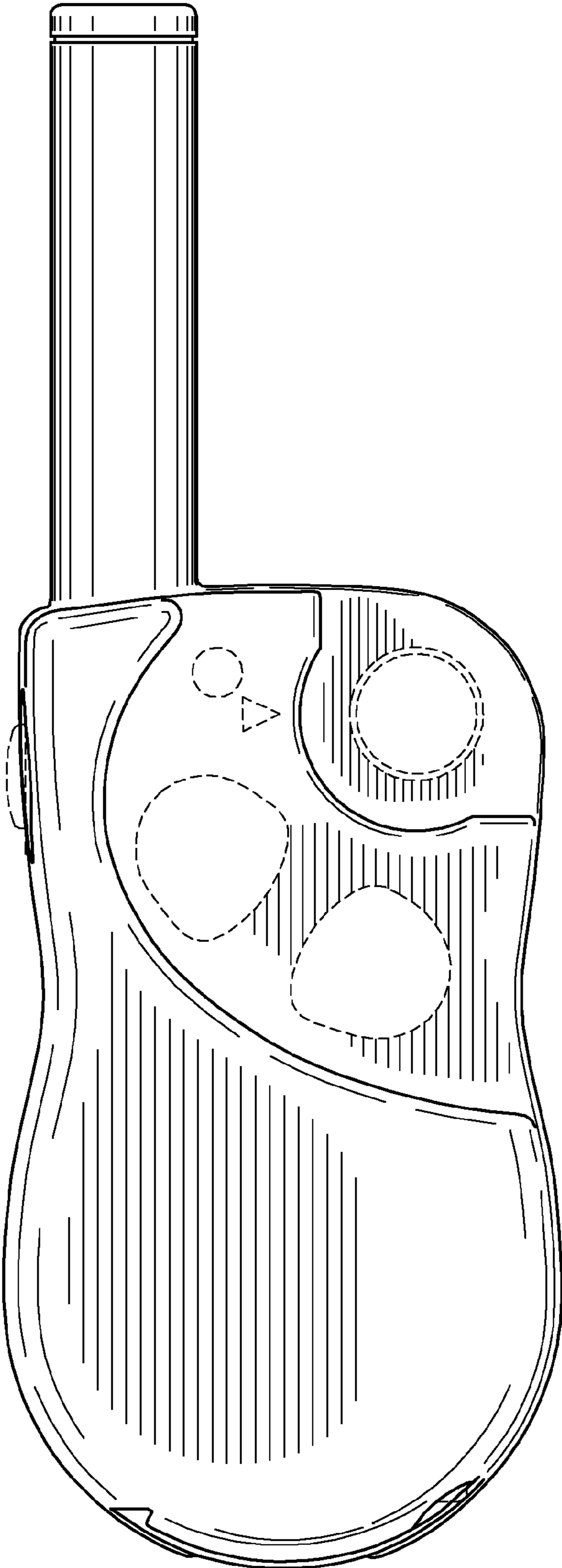


Fig.3

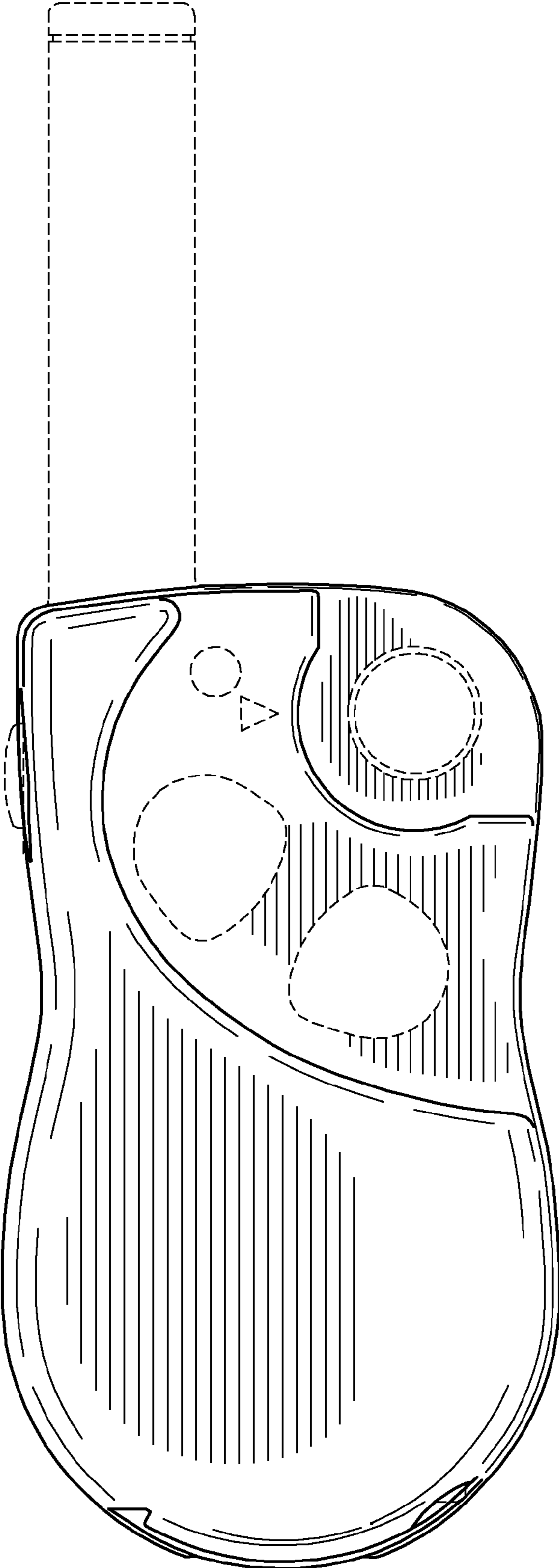


Fig.4

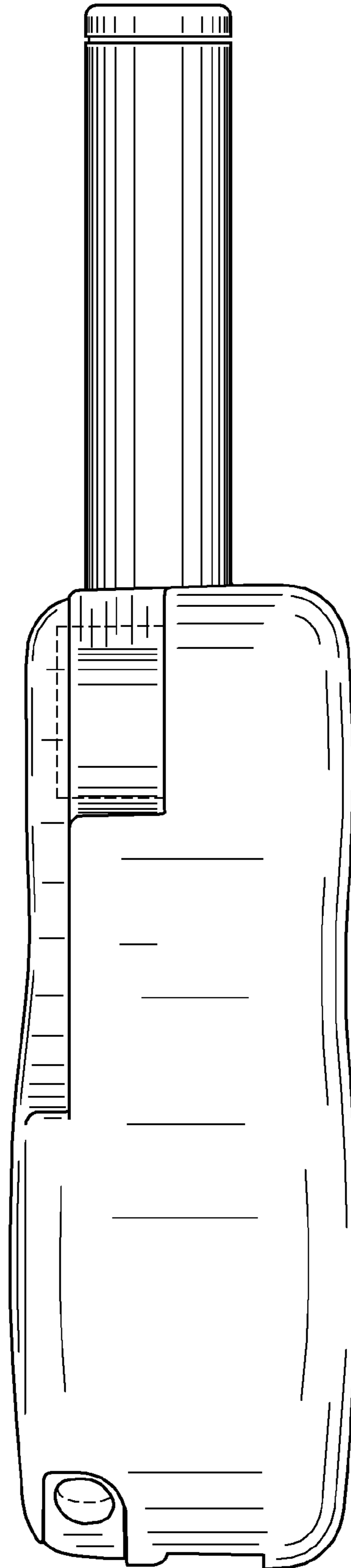


Fig.5

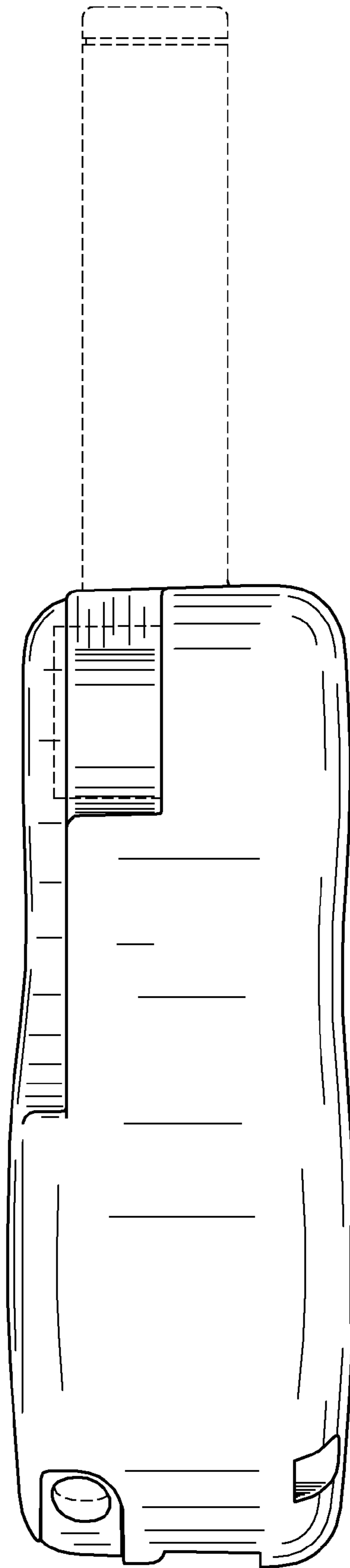


Fig.6



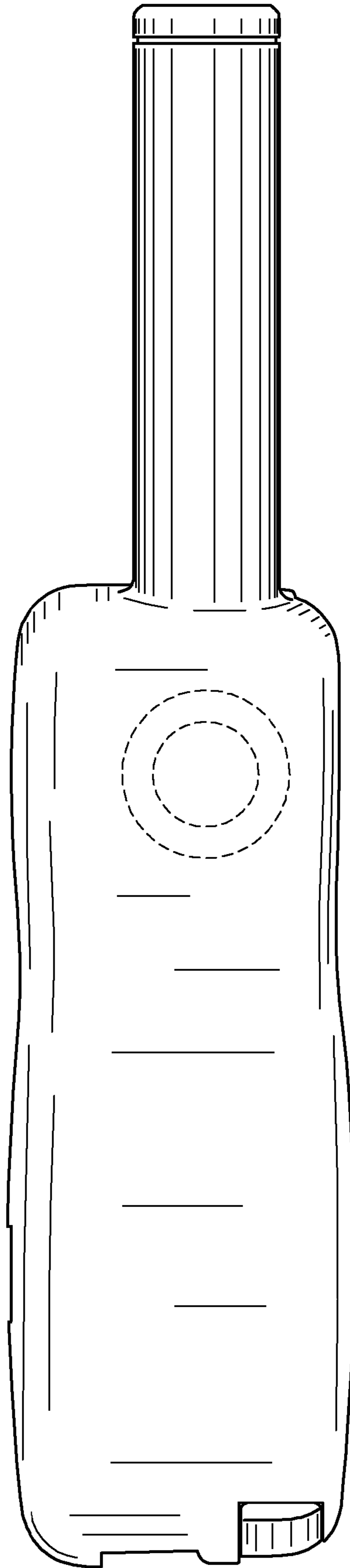


Fig.7

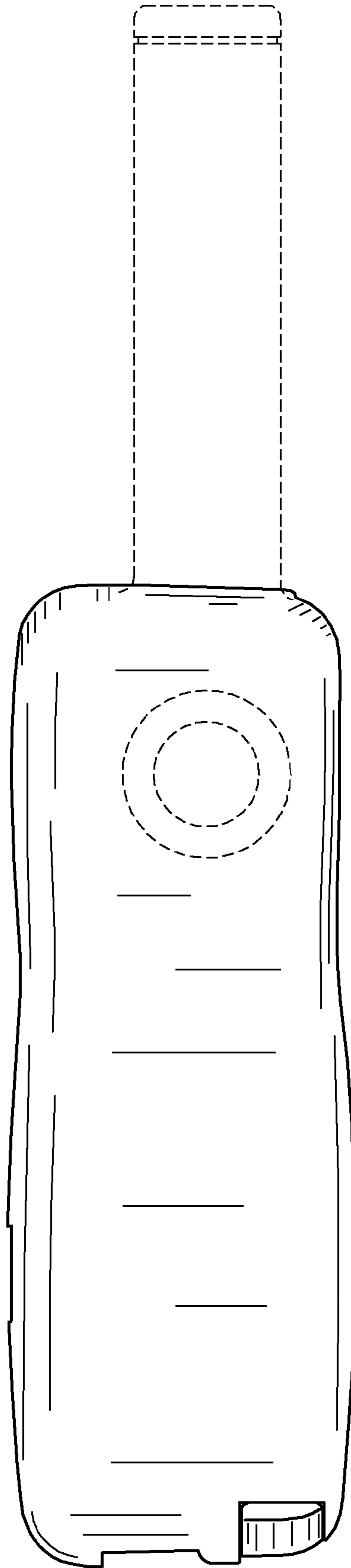


Fig.8

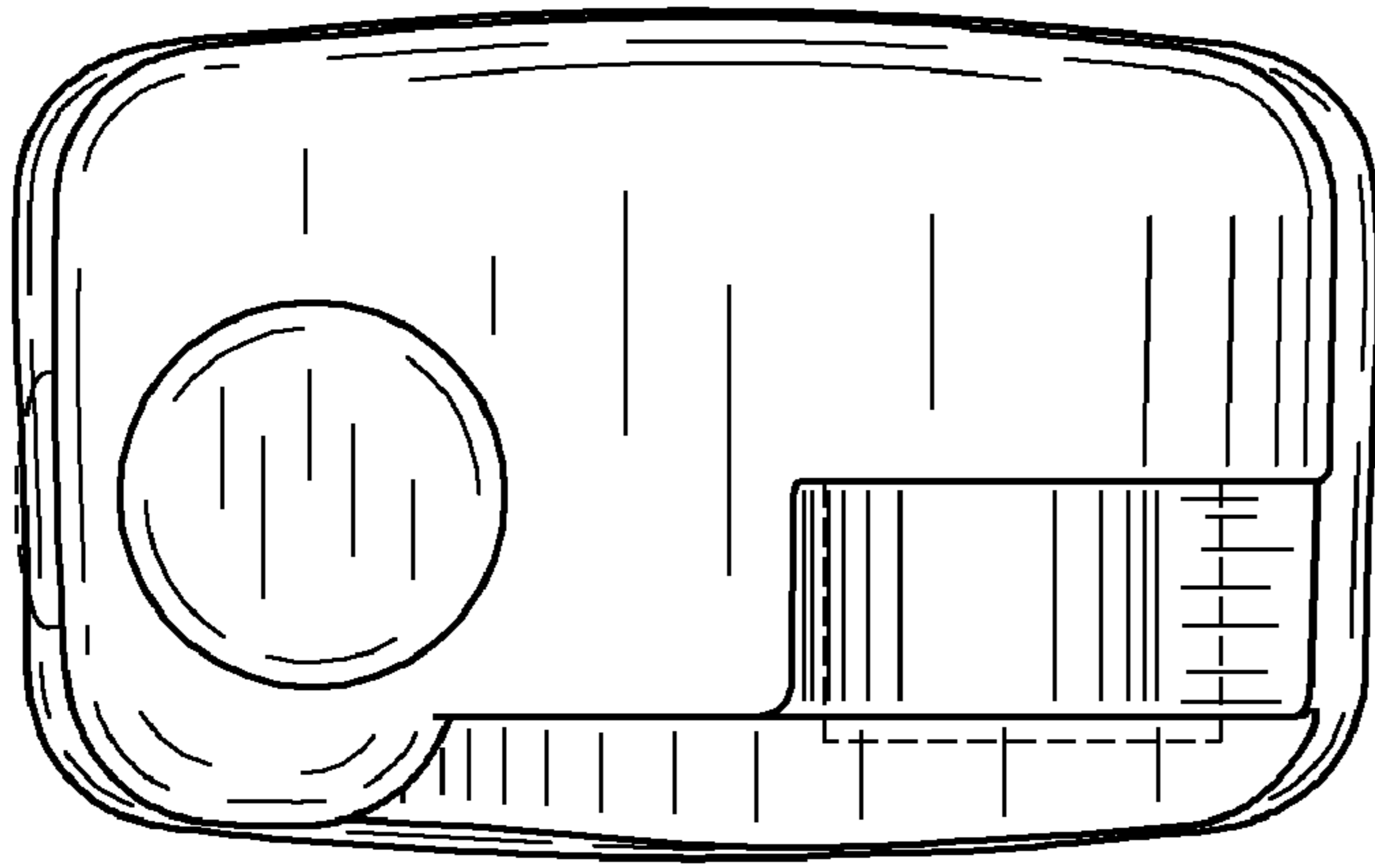


Fig.9

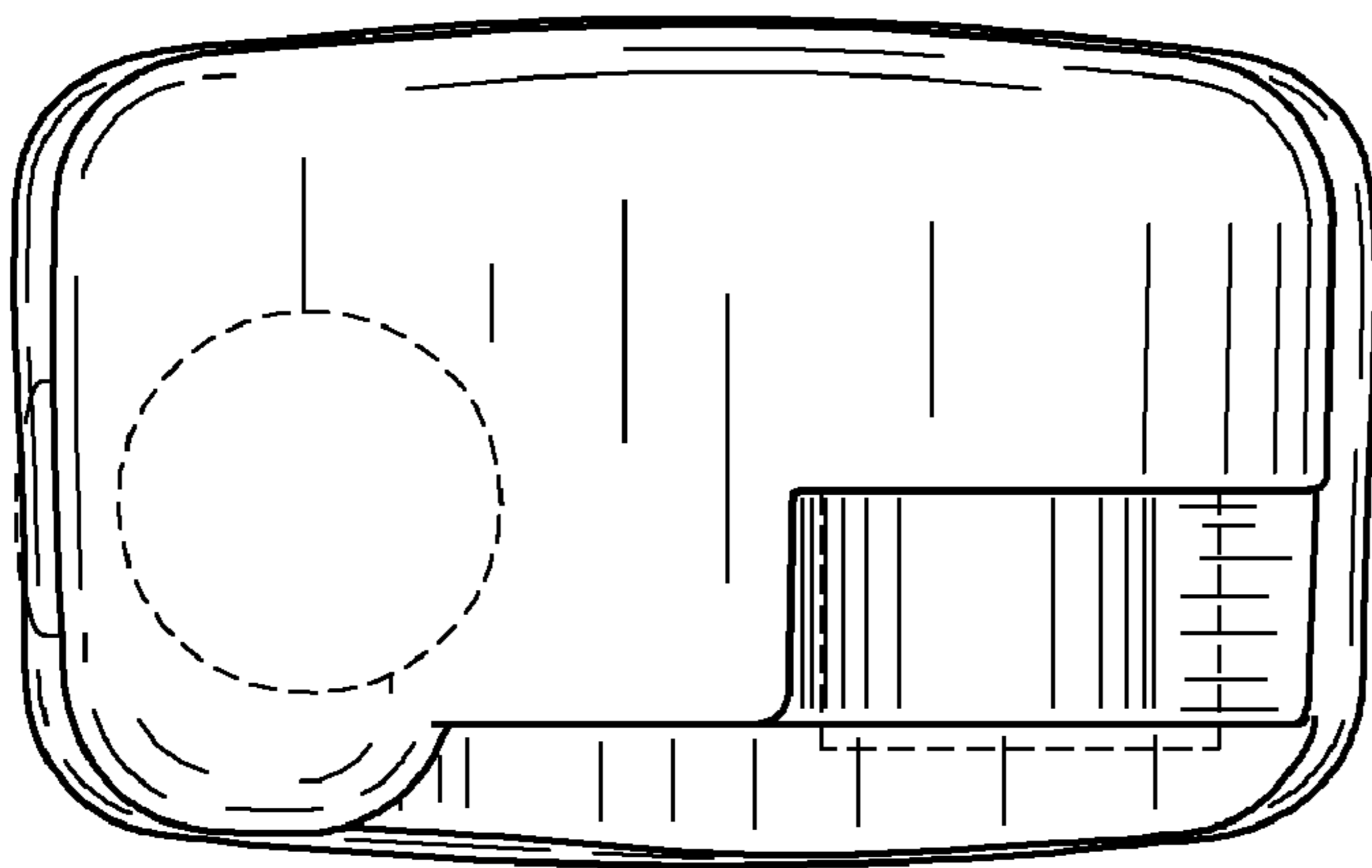


Fig.10

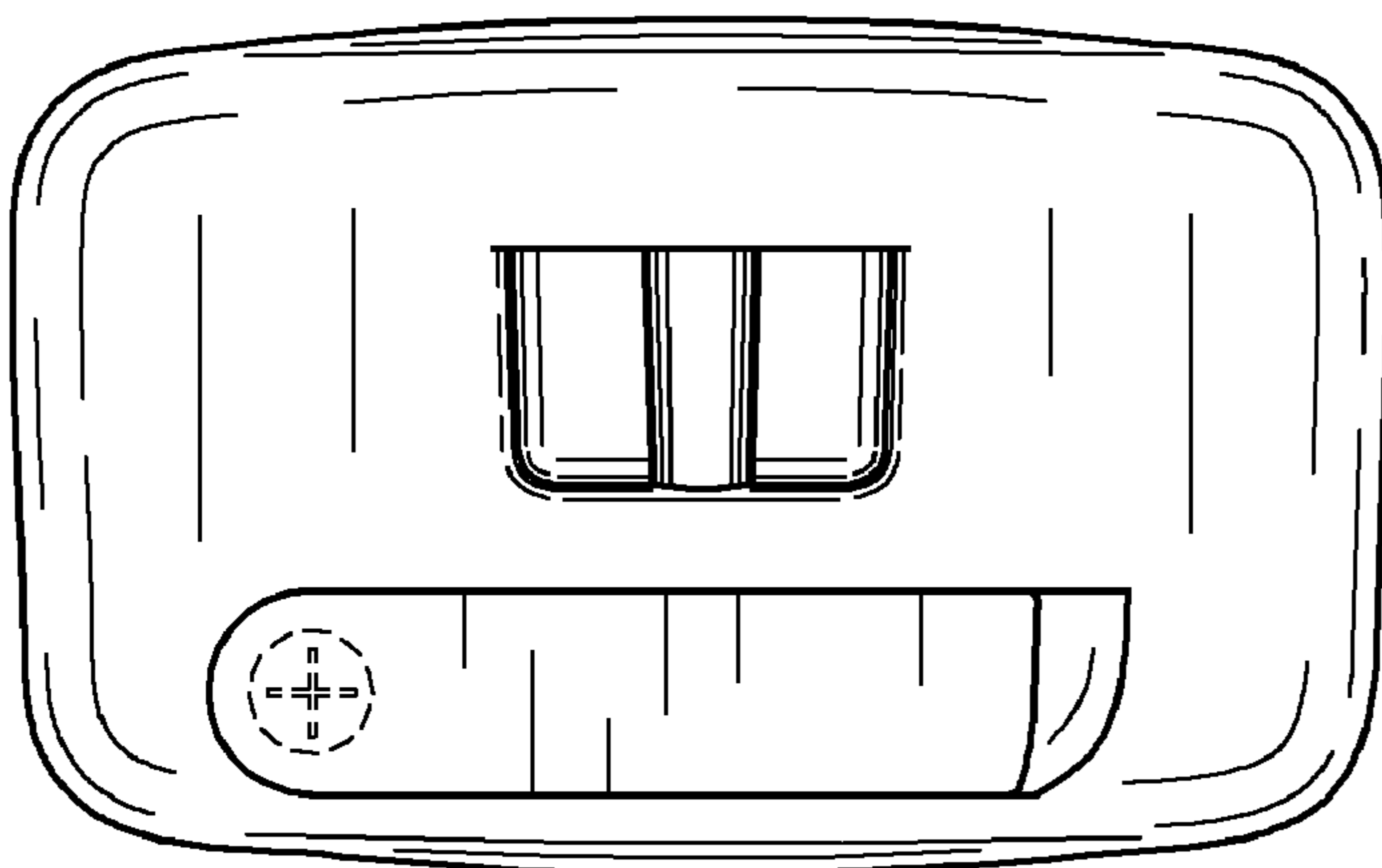


Fig.11

UNITED STATES PATENT AND TRADEMARK OFFICE  
**CERTIFICATE OF CORRECTION**

PATENT NO. : Des. 545,790 S  
APPLICATION NO. : 29/209251  
DATED : July 3, 2007  
INVENTOR(S) : Jameson et al.

Page 1 of 1

It is certified that error appears in the above-identified patent and that said Letters Patent is hereby corrected as shown below:


Title page

Item 75 – Inventors

Add: Brent A. Goetzl

Signed and Sealed this

Twenty-third Day of February, 2010



David J. Kappos  
*Director of the United States Patent and Trademark Office*