



US00D545789S

(12) **United States Design Patent**  
**Dayan**

(10) **Patent No.:** **US D545,789 S**

(45) **Date of Patent:** **\*\* Jul. 3, 2007**

(54) **PORTABLE DVD PLAYER**

(75) Inventor: **Maurice Dayan**, Oakhurst, NJ (US)

(73) Assignee: **Intellectual Solutions, Inc.**

(\*\*) Term: **14 Years**

(21) Appl. No.: **29/240,050**

(22) Filed: **Oct. 7, 2005**

(51) **LOC (8) Cl.** ..... **14-03**

(52) **U.S. Cl.** ..... **D14/129; D14/126**

(58) **Field of Classification Search** ..... D14/125,  
D14/129, 132, 136, 156, 126, 371, 374, 375;  
348/180, 184, 325, 838; 341/12; 345/104,  
345/133, 156, 168, 173, 87; 720/605, 669,  
720/600, 655; 369/99, 197; 455/344, 345,  
455/346, 347, 566; 368/12; D21/329

See application file for complete search history.

(56) **References Cited**

**U.S. PATENT DOCUMENTS**

D356,079 S *	3/1995	Oba	.....	D14/126
D405,781 S *	2/1999	Renk	.....	D14/126
D413,881 S *	9/1999	Ida et al.	.....	D14/126
D426,527 S *	6/2000	Sakaguchi	.....	D14/126
D429,287 S *	8/2000	Nara et al.	.....	D21/329
D438,849 S *	3/2001	Adachi et al.	.....	D14/126
D452,280 S *	12/2001	Ota et al.	.....	D21/329
D453,536 S *	2/2002	Ota et al.	.....	D21/329
D467,512 S *	12/2002	Miyazaki	.....	D10/65

D491,152 S *	6/2004	Christianson	.....	D14/126
D501,185 S *	1/2005	Sato et al.	.....	D14/126
D518,010 S *	3/2006	Peng	.....	D14/129
D519,956 S *	5/2006	Peng	.....	D14/129

\* cited by examiner

*Primary Examiner*—Philip S. Hyder

(74) *Attorney, Agent, or Firm*—Brian L. Belles; Wolf, Block, Schorr & Solis-Cohen LLP

(57) **CLAIM**

The ornamental design for a portable DVD player, as shown and described.

**DESCRIPTION**

FIG. 1 is a top view of the portable DVD player showing my design.

FIG. 2 is a bottom view of the portable DVD player of FIG. 1.

FIG. 3 is front view of the portable DVD player of FIG. 1.


FIG. 4 is a rear view of the portable DVD player of FIG. 1.

FIG. 5 is a left side view of the portable DVD player of FIG. 1; and,

FIG. 6 is a right side view of the portable DVD player of FIG. 1.

The broken line portions of the disclosure are for illustrative purposes only and form no part of the claimed design.

**1 Claim, 4 Drawing Sheets**






FIG. 1

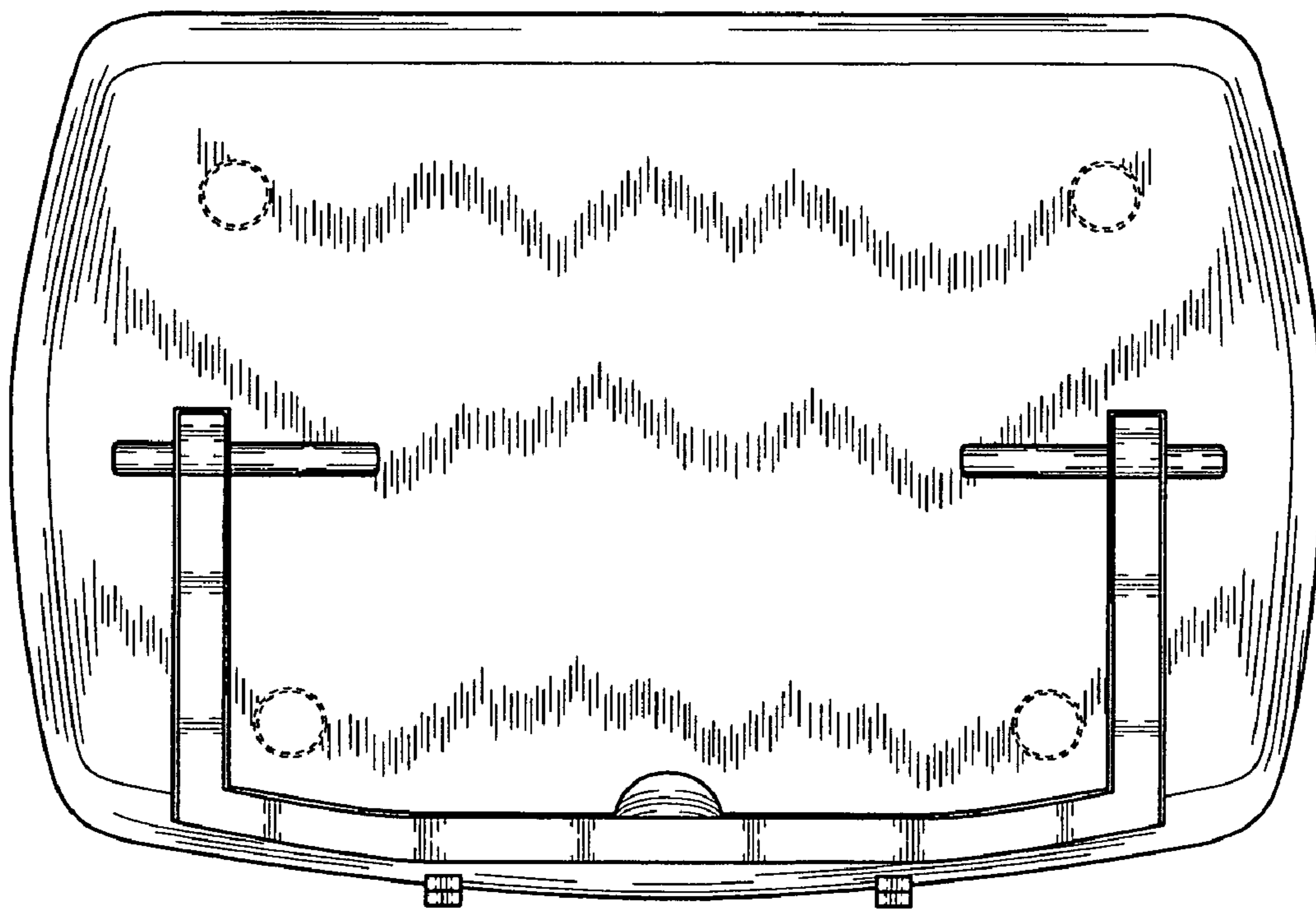


FIG. 2

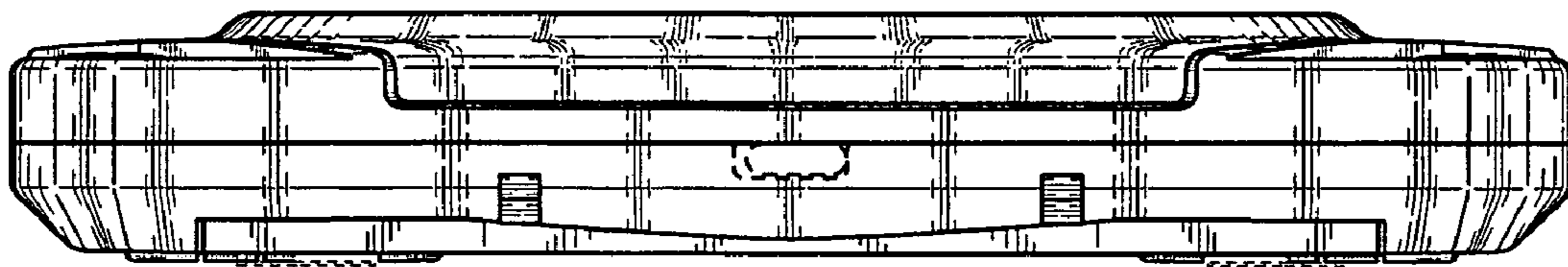


FIG. 3

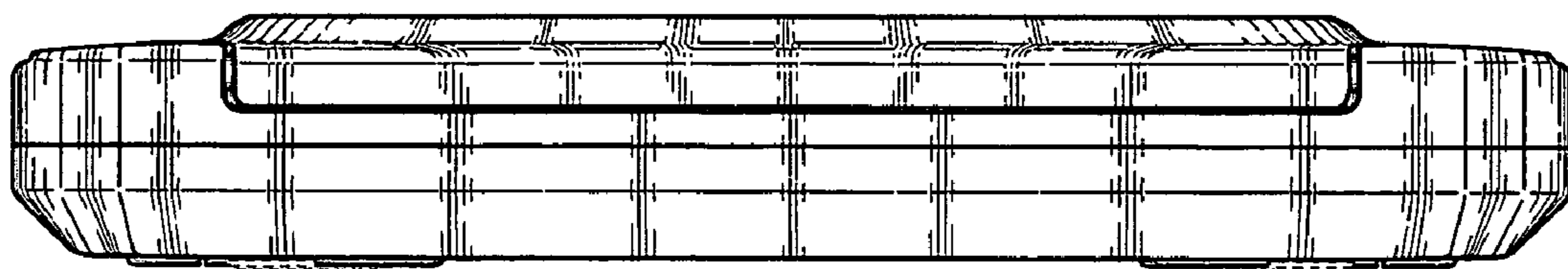


FIG. 4

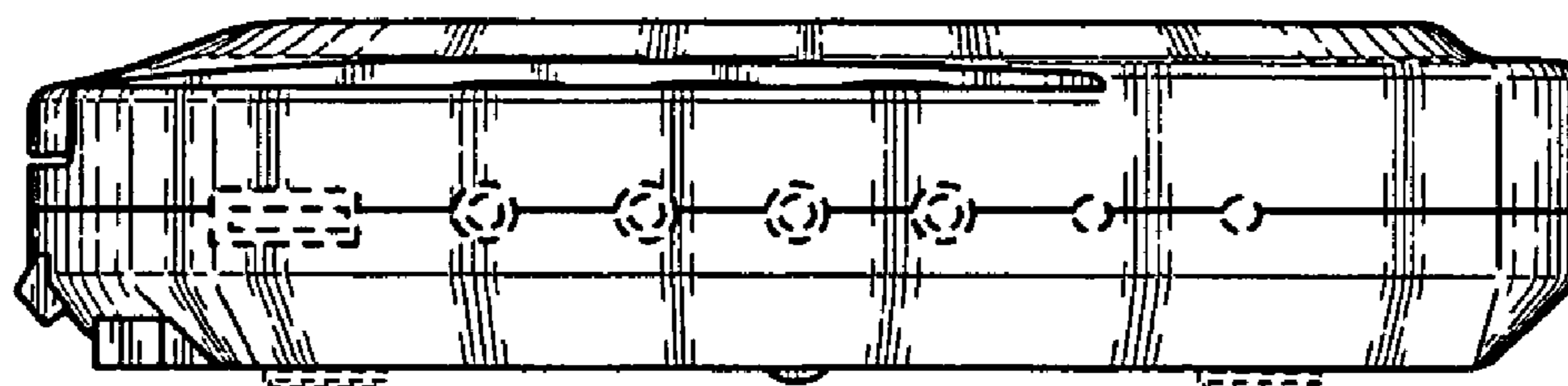


FIG. 5

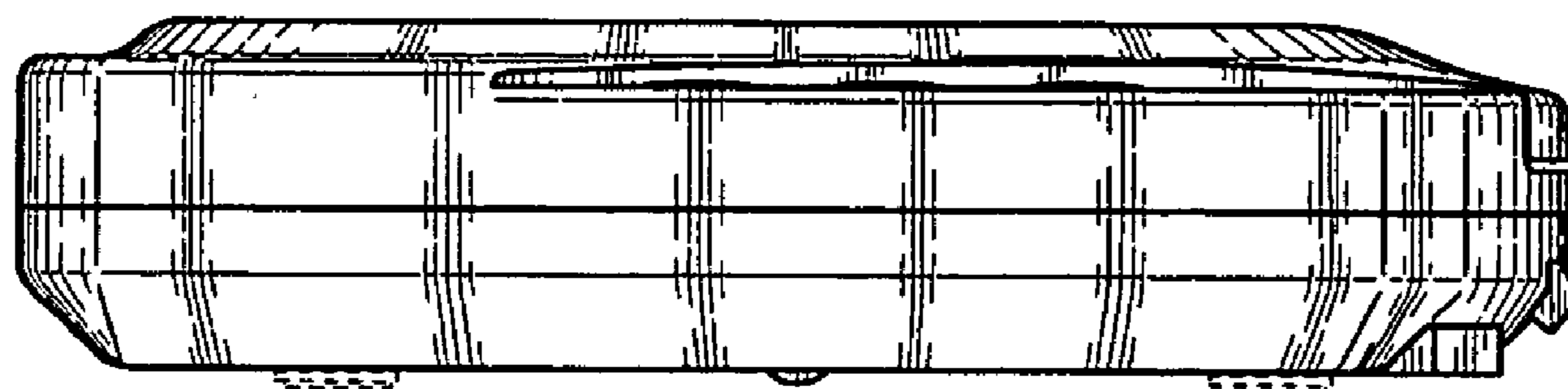


FIG. 6