

US00D545782S

(12) **United States Design Patent**  
**Schiller et al.**

(10) **Patent No.:** **US D545,782 S**

(45) **Date of Patent:** **\*\* Jul. 3, 2007**

(54) **FRAME FOR GRAPHICAL DISPLAY**

(75) Inventors: **Dean E. Schiller**, Glendale, CA (US);  
**James J. Sepe**, Glendale, CA (US)

(73) Assignee: **Ceiva Logic, Inc.**, Burbank, CA (US)

(\*\*) Term: **14 Years**

(21) Appl. No.: **29/263,641**

(22) Filed: **Jul. 25, 2006**

(51) **LOC (8) Cl.** ..... **14-03**

(52) **U.S. Cl.** ..... **D14/126**

(58) **Field of Classification Search** ..... D14/125-134,  
D14/239, 371, 136, 374-377; 312/7.2; 348/836,  
348/838, 180, 184, 325, 739; 341/12; 248/917-924,  
248/465; 345/104, 133, 156, 168, 87, 173;  
720/605, 669, 600, 655; 369/99, 197; 455/344-347  
See application file for complete search history.

(56) **References Cited**

**U.S. PATENT DOCUMENTS**

5,100,098	A *	3/1992	Hawkins	.....	248/291.1
D408,383	S *	4/1999	Carter et al.	.....	D14/374
D439,901	S *	4/2001	Ono et al.	.....	D14/375
D480,083	S *	9/2003	Borsboom et al.	.....	D14/371
D521,959	S *	5/2006	Backs	.....	D14/129
D523,828	S *	6/2006	Hoehn et al.	.....	D14/126
D524,312	S *	7/2006	Young	.....	D14/375

\* cited by examiner

*Primary Examiner*—Raphael Barkai

(74) *Attorney, Agent, or Firm*—The Hecker Law Group,  
PLC

(57) **CLAIM**

The ornamental design for a frame for graphical display, as shown and described.

**DESCRIPTION**

FIG. 1 is a front-left side perspective view of a frame for graphical display.

FIG. 2 is a top side elevational view thereof of the frame for graphical display.

FIG. 3 is a bottom side elevational view thereof of the frame for graphical display.


FIG. 4 is a left side elevational view of the frame for graphical display.

FIG. 5 is a rear elevational view of the frame for graphical display; and,

FIG. 6 is a front elevational view thereof of the frame for graphical display.

The broken lines shown in FIG. 3 are for illustrative purposes only and form no part of the claimed design.

**1 Claim, 6 Drawing Sheets**



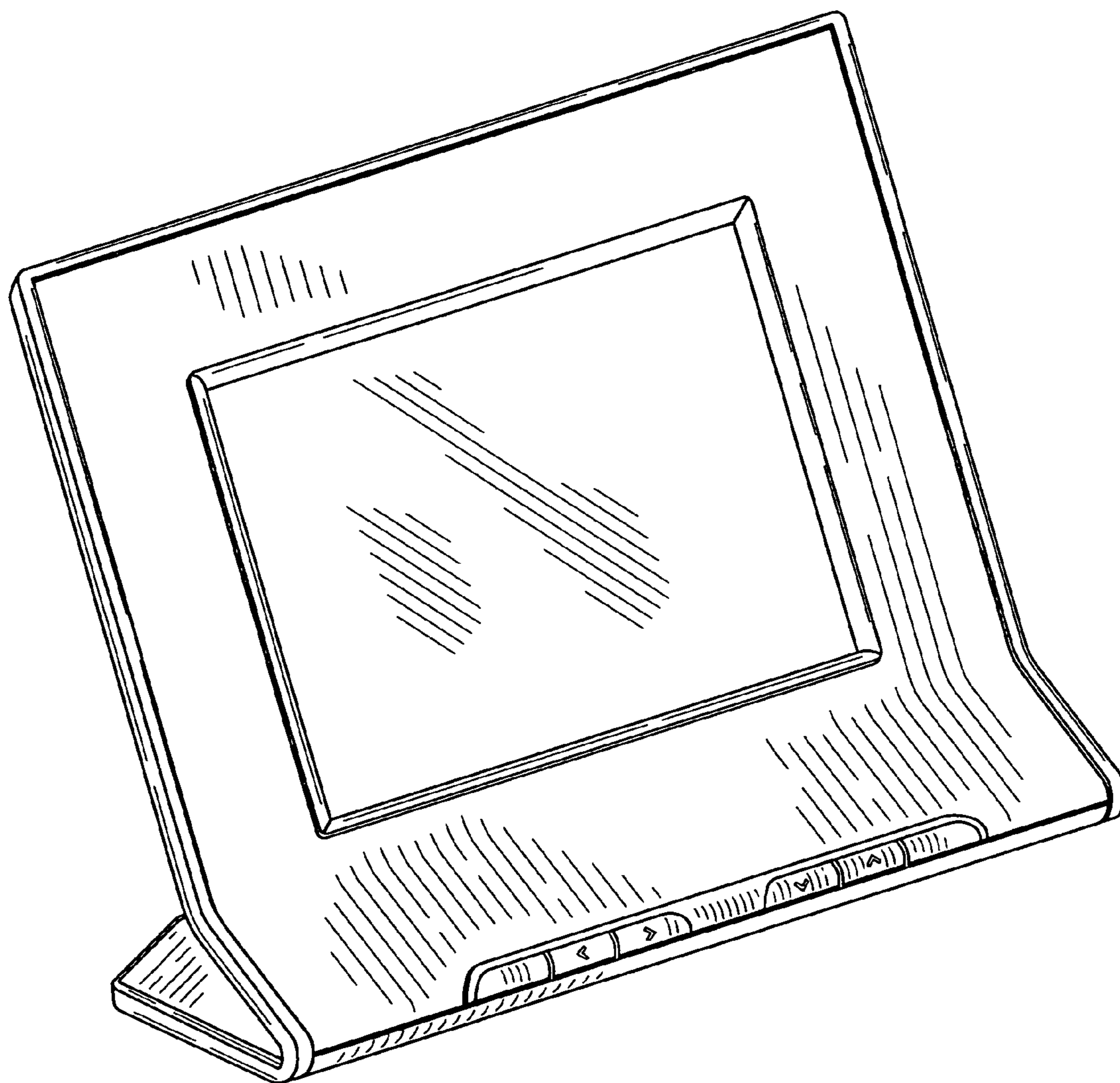


FIG. 1

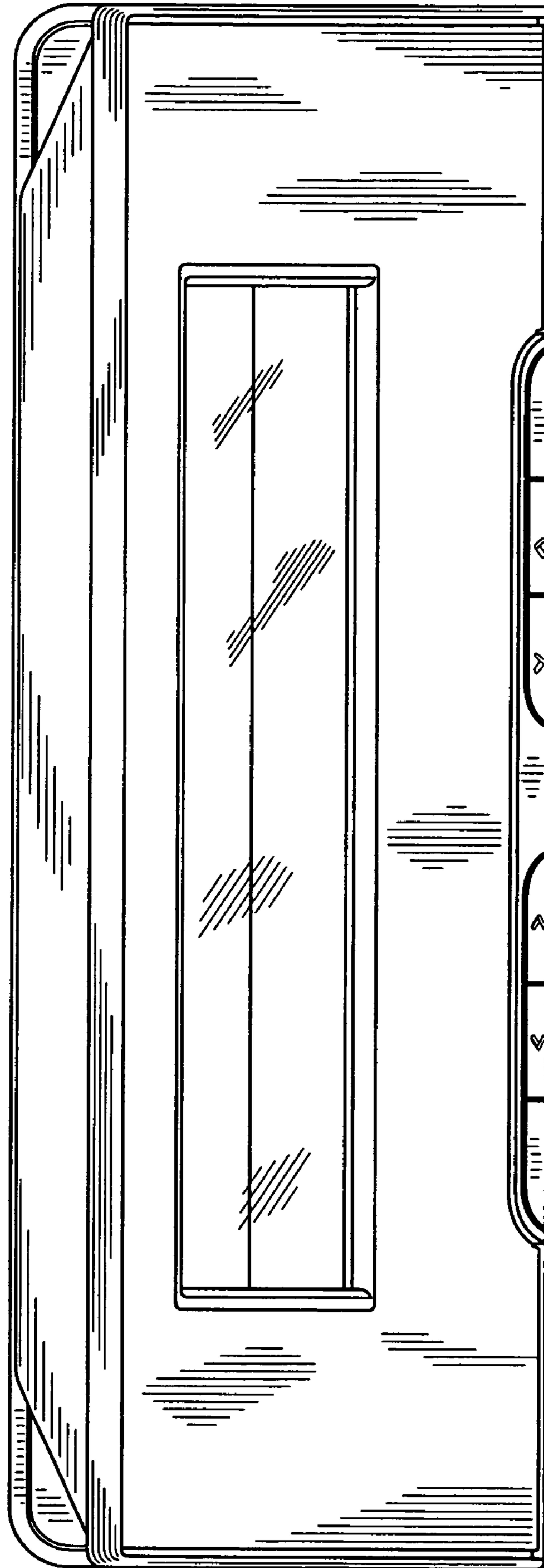


FIG. 2

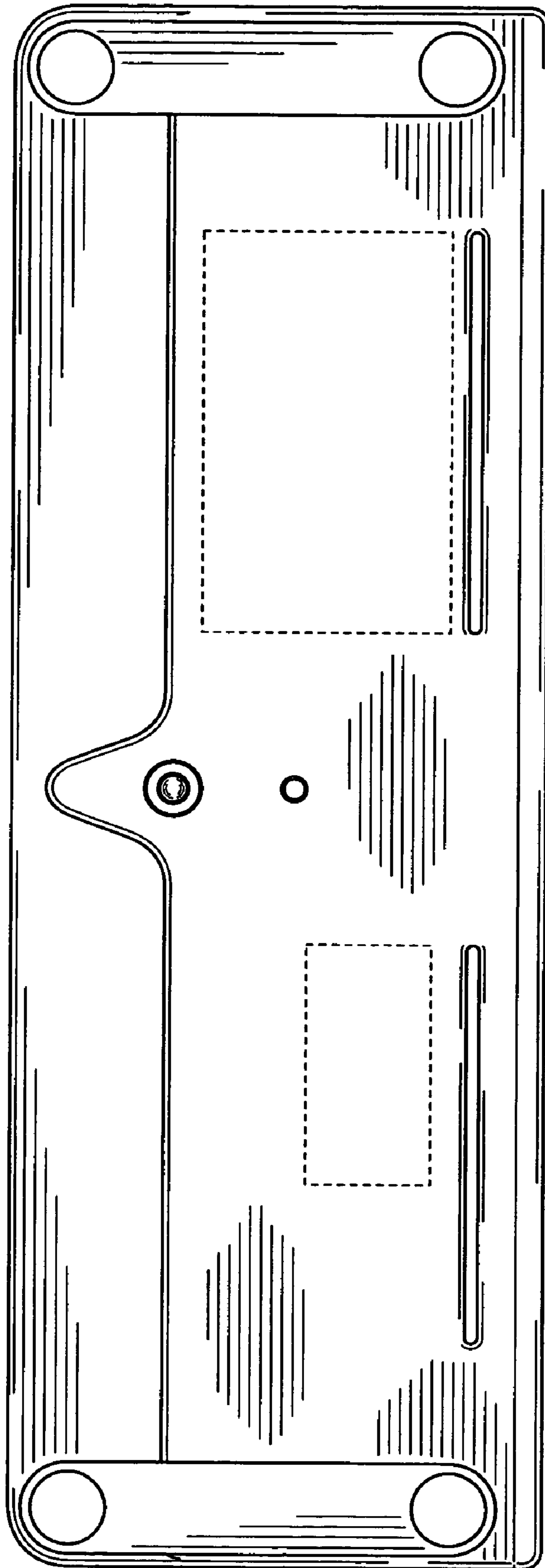


FIG. 3

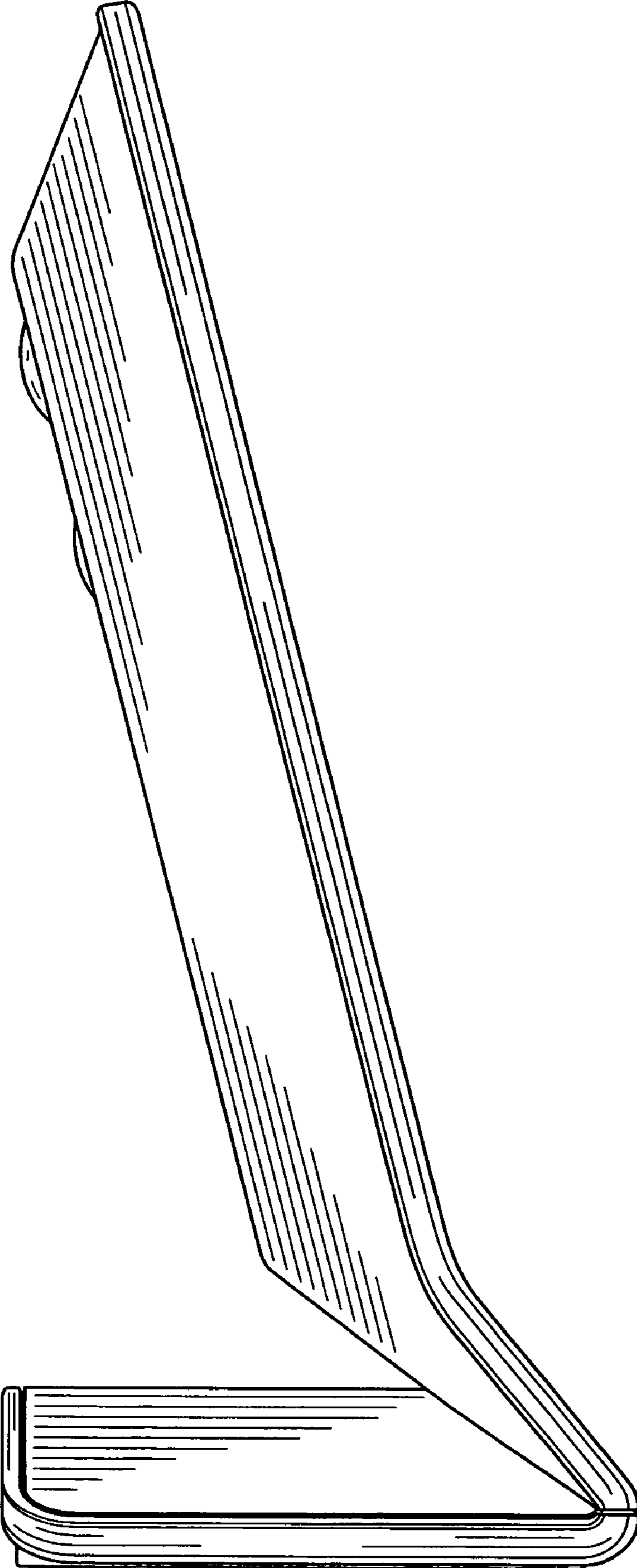


FIG. 4

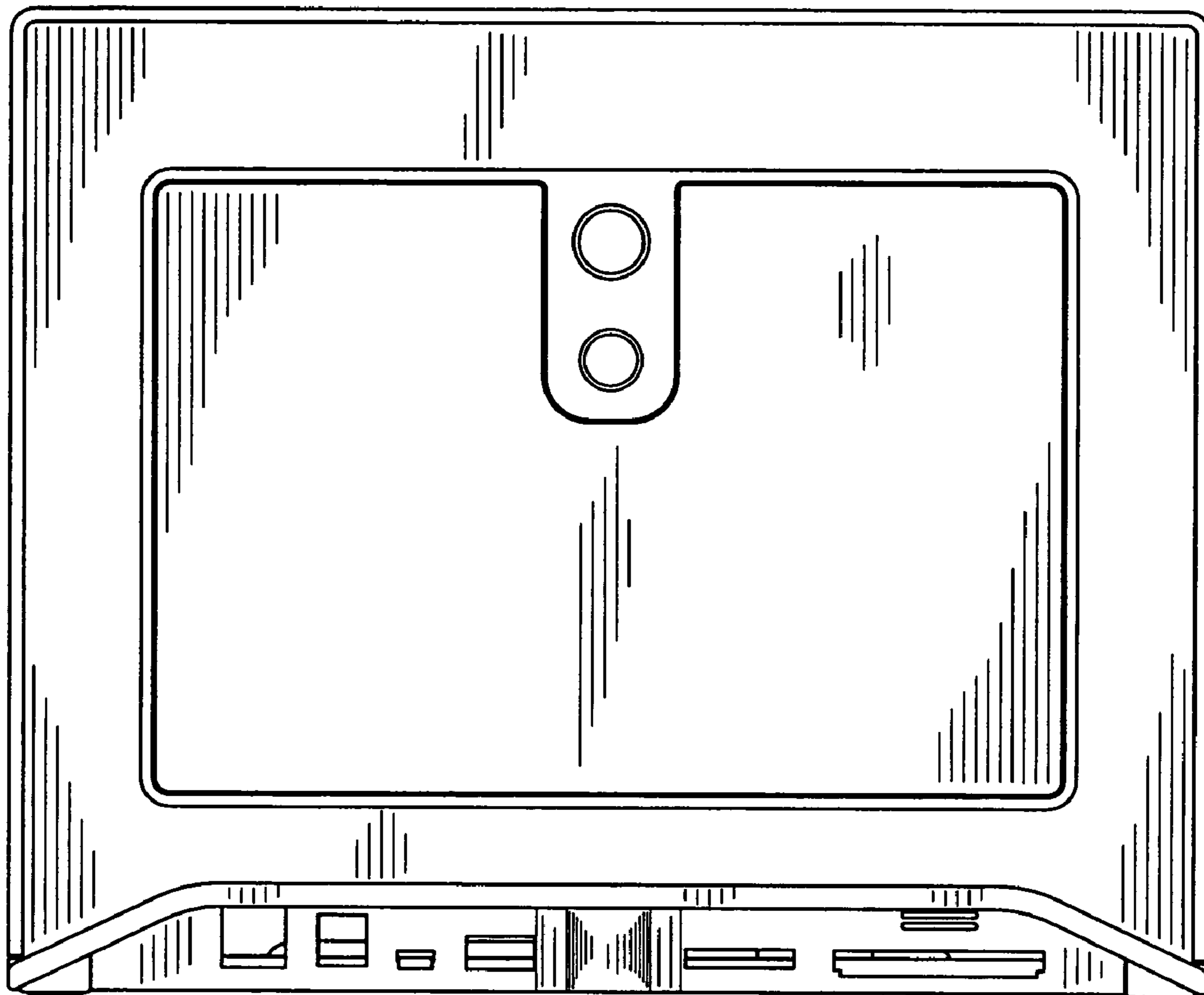


FIG. 5

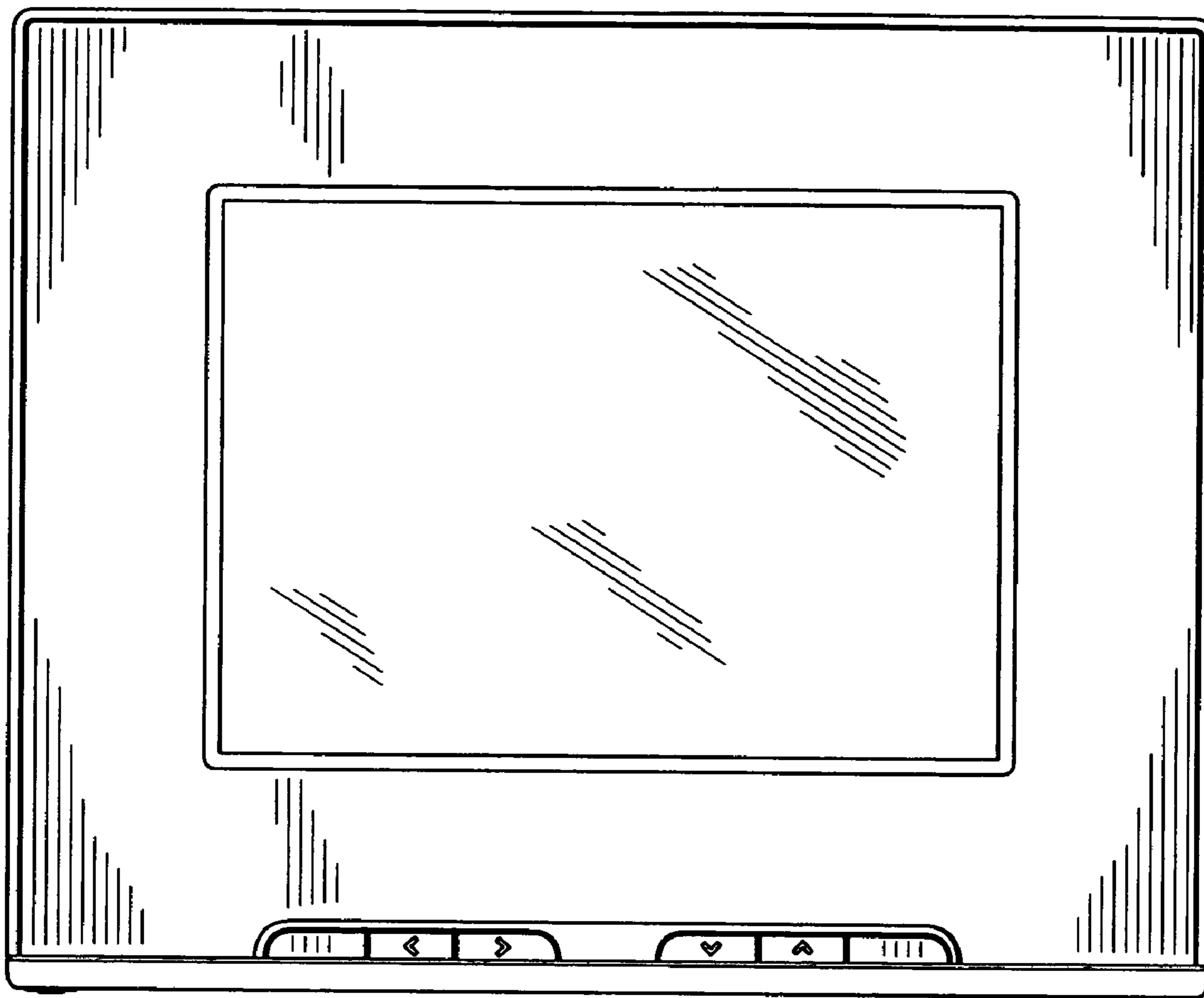


FIG. 6