

US00D545754S

(12) **United States Design Patent**  
**Chustak**

(10) **Patent No.:** **US D545,754 S**

(45) **Date of Patent:** **\*\* Jul. 3, 2007**

(54) **SKI PYLON**

(76) Inventor: **Daniel A. Chustak**, 602 E. Eckman St.,  
South Bend, IN (US) 46614

(\*\*) Term: **14 Years**

(21) Appl. No.: **29/247,864**

(22) Filed: **Jul. 18, 2006**

(51) **LOC (8) Cl.** ..... **12-06**

(52) **U.S. Cl.** ..... **D12/317**

(58) **Field of Classification Search** ..... D12/300,  
D12/307, 317, 318; 114/242, 249, 253, 254;  
D25/127

See application file for complete search history.

(56) **References Cited**

U.S. PATENT DOCUMENTS

4,589,366	A	5/1986	Eiber	
4,893,577	A	1/1990	Jennings	
4,960,065	A	10/1990	Junkeris	
D355,402	S *	2/1995	Ritzenthaler	..... D12/317
D355,634	S *	2/1995	Ritzenthaler	..... D12/317
D387,436	S *	12/1997	Ritchie et al.	..... D25/127

5,934,217	A	8/1999	Allsop	
D415,729	S	10/1999	Wells	
6,192,819	B1	2/2001	Larson et al.	
6,666,159	B2	12/2003	Larson et al.	
2001/0006037	A1 *	7/2001	Badley	..... 114/253
2004/0025774	A1 *	2/2004	Berthiaume et al.	..... 114/253

\* cited by examiner

*Primary Examiner*—Holly H. Baynham

*Assistant Examiner*—Cynthia M. Chin

(74) *Attorney, Agent, or Firm*—Leo H McCormick, Jr.

(57) **CLAIM**

The ornamental design for a ski pylon, shown and described.

**DESCRIPTION**

FIG. 1 is a prospective view of a ski pylon for use in a watercraft showing my new design;

FIG. 2 is top view of thereof;

FIG. 3 is a rear elevation view thereof; and,

FIG. 4 is a side elevation view thereof.

**1 Claim, 1 Drawing Sheet**

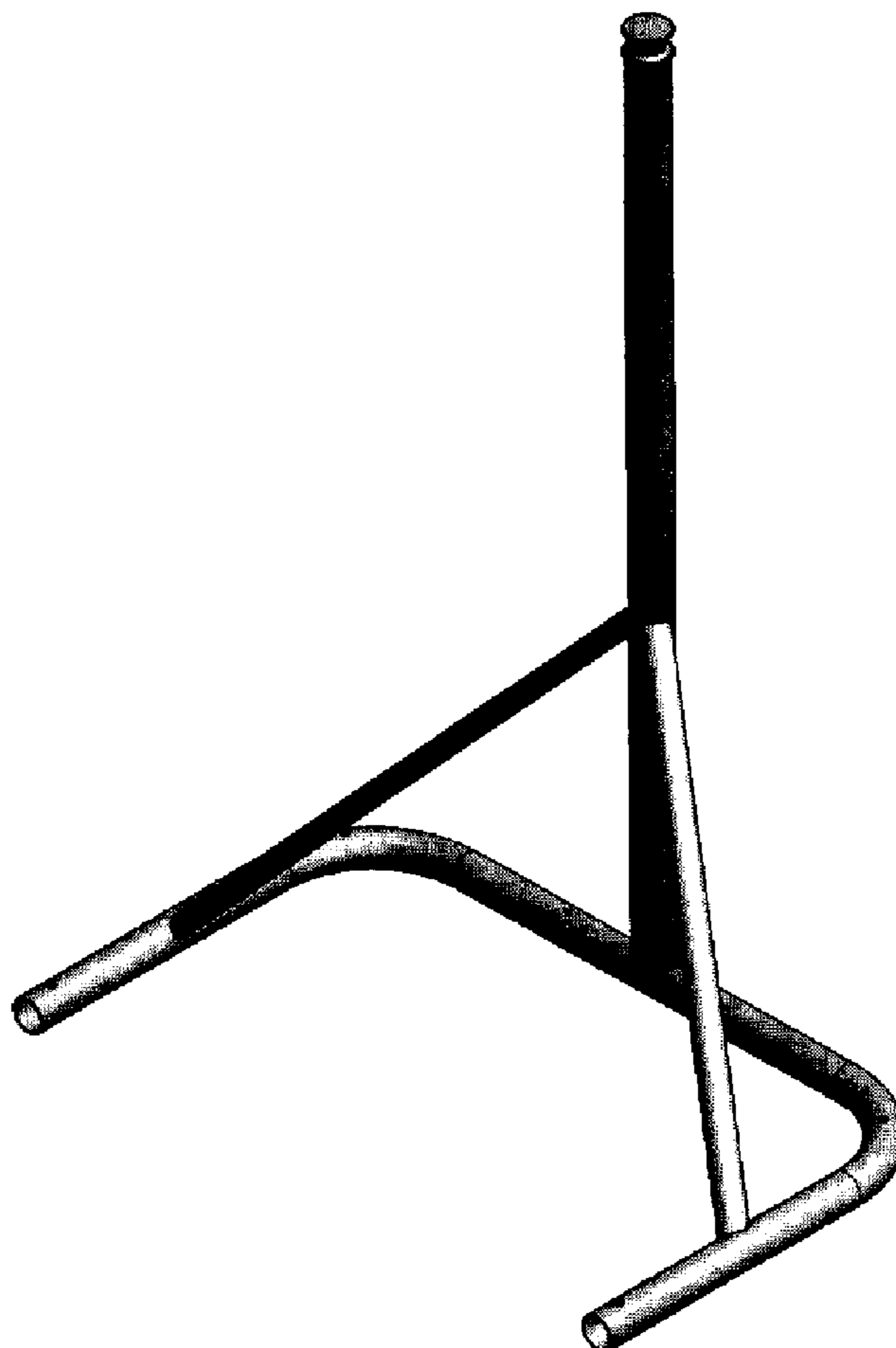


Fig. 2

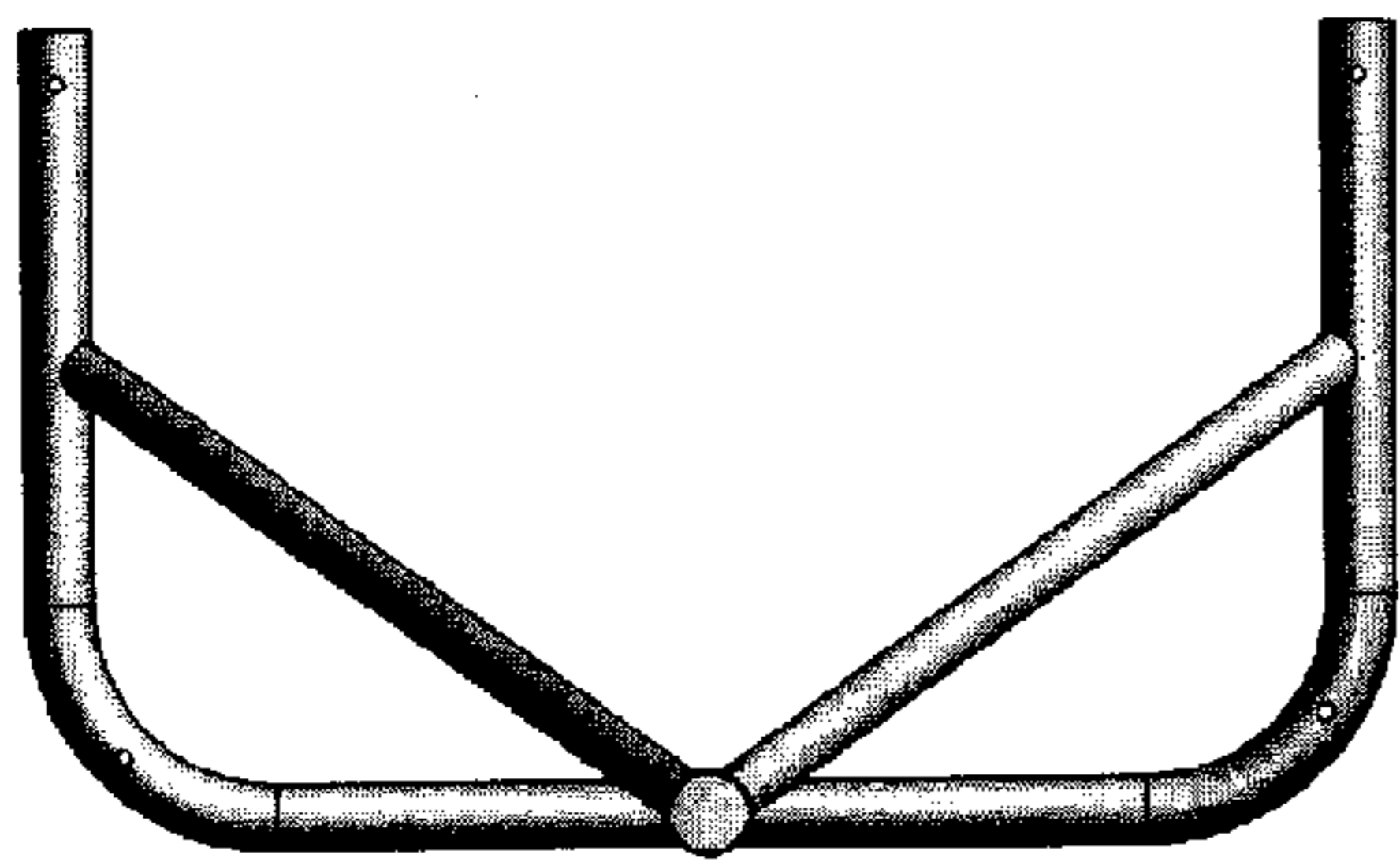


Fig. 1

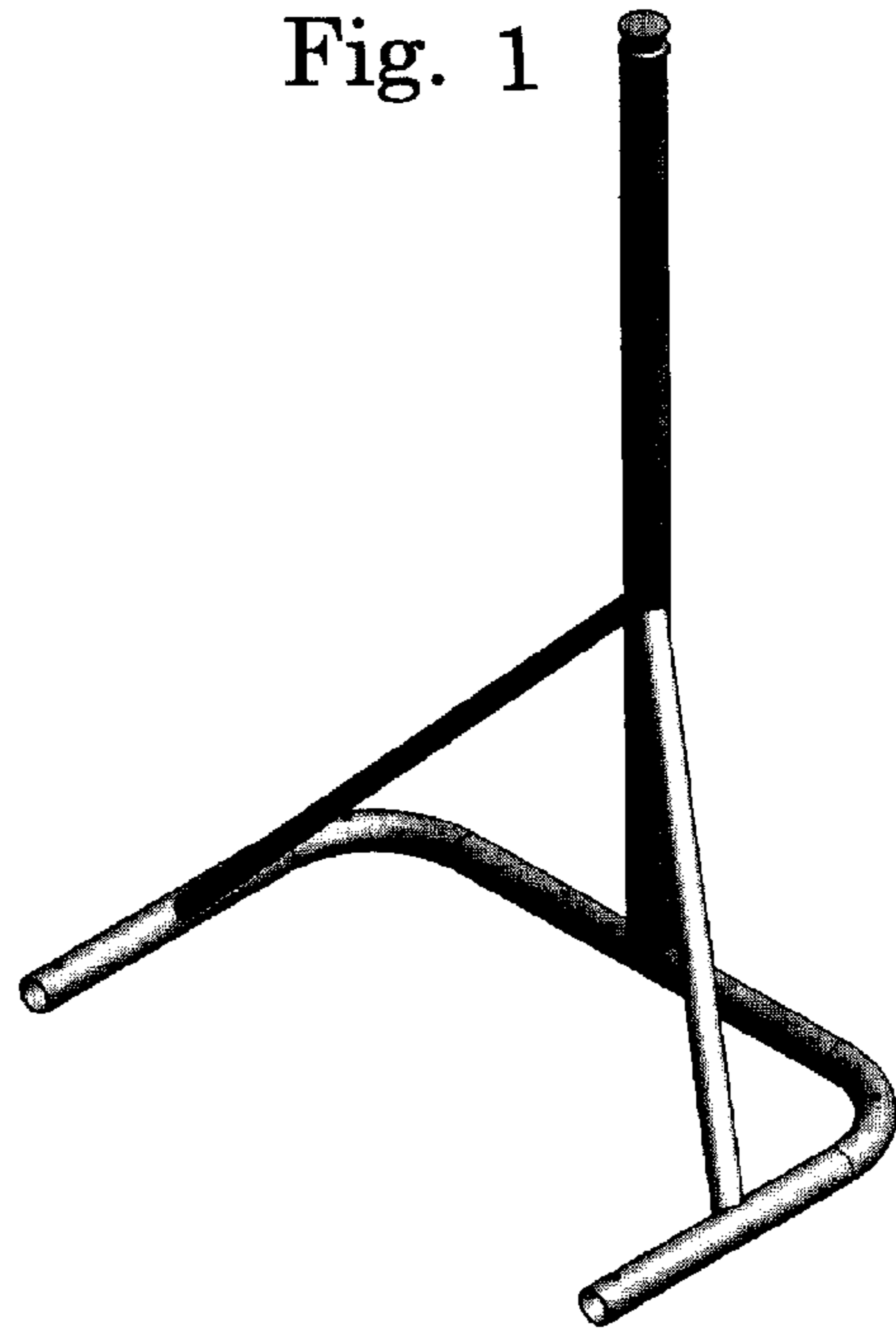


Fig. 3

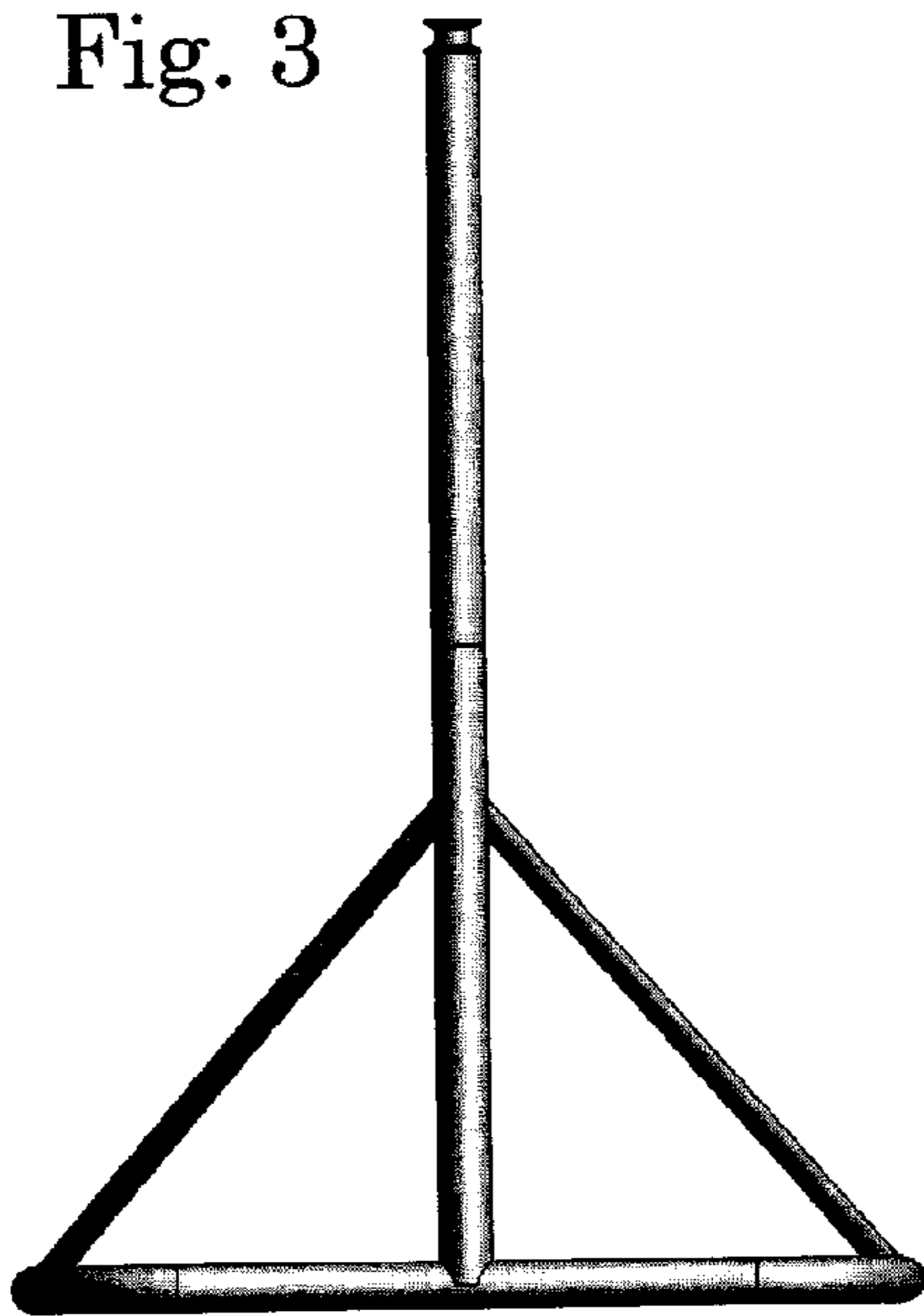


Fig. 4

