



US00D545745S

(12) **United States Design Patent**  
**Ikeda**

(10) **Patent No.:** **US D545,745 S**

(45) **Date of Patent:** **\*\* Jul. 3, 2007**

(54) **REAR PORTION OF A VEHICLE**

(75) Inventor: **Jon Ikeda**, Palos Verdes Estates, CA  
(US)

(73) Assignee: **Honda Motor Co., Ltd.**, Tokyo (JP)

(\*\*) Term: **14 Years**

(21) Appl. No.: **29/243,418**

(22) Filed: **Nov. 23, 2005**

(51) **LOC (8) Cl.** ..... **12-16**

(52) **U.S. Cl.** ..... **D12/196**

(58) **Field of Classification Search** ..... D12/196,  
D12/190, 90-92, 96; 296/56, 57.1, 183,  
296/185, 190, 196, 197, 89.11, 89.12  
See application file for complete search history.

(56) **References Cited**

**U.S. PATENT DOCUMENTS**

D495,643 S \* 9/2004 Perfetti et al. .... D12/196  
D497,129 S \* 10/2004 Schlachter ..... D12/196  
D502,134 S \* 2/2005 Chan ..... D12/196

D514,997 S \* 2/2006 Hall et al. .... D12/196  
D522,427 S \* 6/2006 Beigel et al. .... D12/196  
D528,489 S \* 9/2006 Schumaker et al. .... D12/196  
D528,490 S \* 9/2006 Schumaker ..... D12/196

\* cited by examiner

*Primary Examiner*—Melody N. Brown

(74) *Attorney, Agent, or Firm*—Plumsea Law Group, LLC

(57) **CLAIM**

The ornamental design for a rear portion of a vehicle, as shown and described.

**DESCRIPTION**


FIG. 1 is a front elevational view of a rear portion of a vehicle showing my new design;

FIG. 2 is a top plan view thereof;

FIG. 3 is a side elevational view of one side, the opposite side elevational view being a mirror image thereof; and,

FIG. 4 is a perspective view thereof.

**1 Claim, 2 Drawing Sheets**






Fig. 1

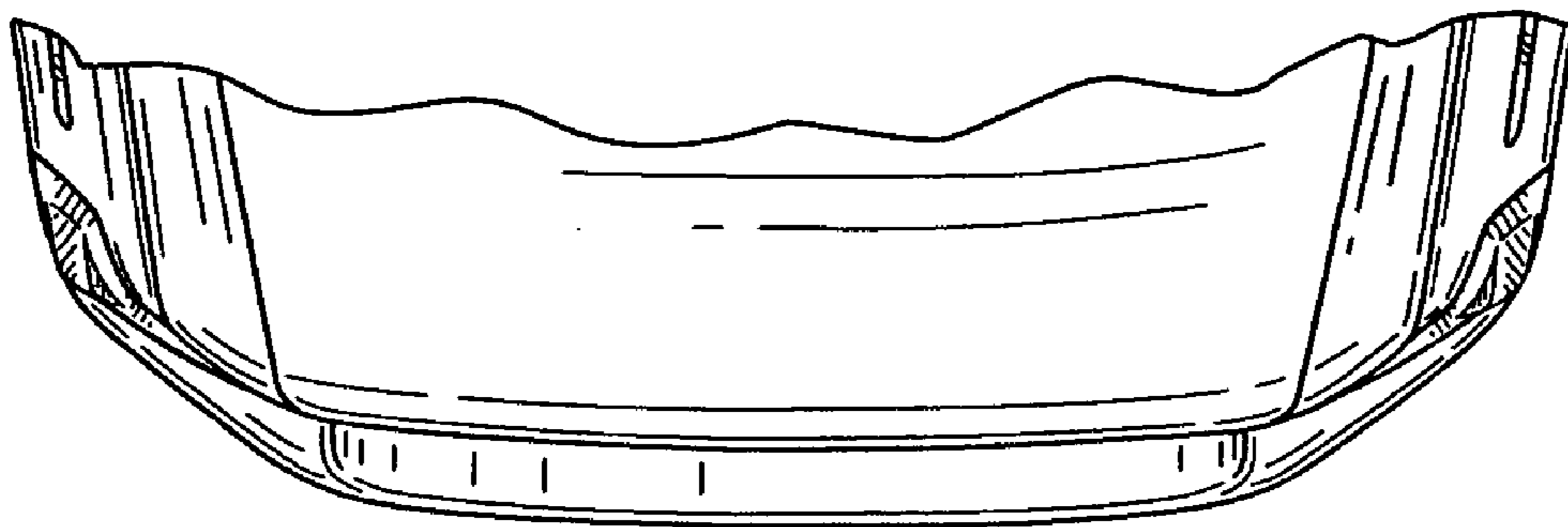


Fig. 2

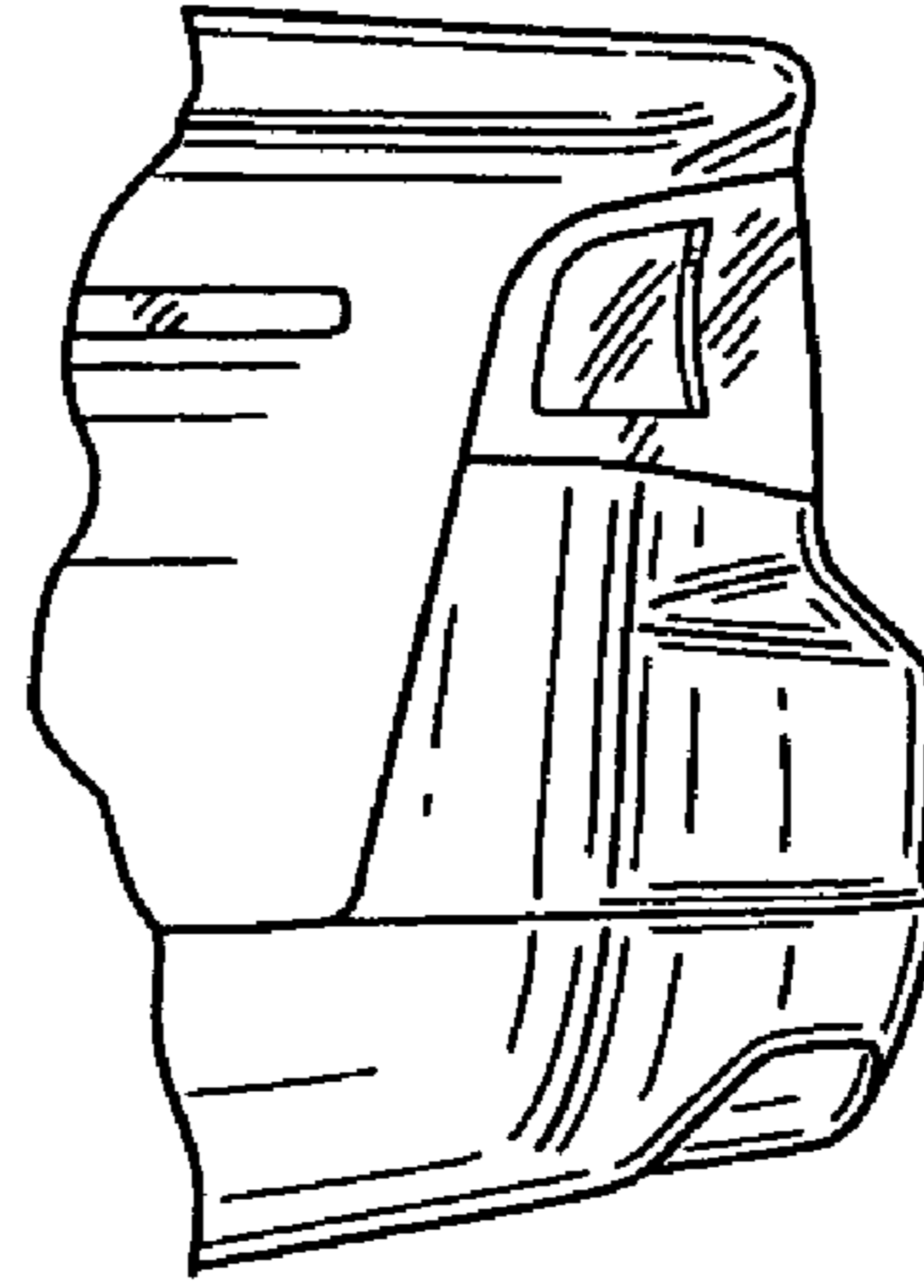


Fig. 3




Fig. 4