

US00D545727S

(12) **United States Design Patent** (10) **Patent No.:** **US D545,727 S**
Pfeiffer (45) **Date of Patent:** **** Jul. 3, 2007**

(54) **SURFACE CONFIGURATION OF A
RADIATOR GRILL FOR A VEHICLE**

Primary Examiner—Melody N. Brown
(74) *Attorney, Agent, or Firm*—Crowell & Moring LLP

(75) Inventor: **Peter Pfeiffer**, Boeblingen (DE)

(73) Assignee: **DaimlerChrysler AG**, Stuttgart (DE)

(**) Term: **14 Years**

(21) Appl. No.: **29/225,959**

(22) Filed: **Mar. 23, 2005**

(51) **LOC (8) Cl.** **12-16**

(52) **U.S. Cl.** **D12/163; D12/216**

(58) **Field of Classification Search** D12/163,
D12/171, 90–92, 216; 180/68.1, 68.6; 296/193.1
See application file for complete search history.

(56) **References Cited**

U.S. PATENT DOCUMENTS

D429,196 S	*	8/2000	Sacco et al.	D12/163
D447,450 S	*	9/2001	Kim	D12/163
D450,639 S	*	11/2001	Nakamuta	D12/163
D452,465 S	*	12/2001	Sacco et al.	D12/163
D460,390 S	*	7/2002	Sinkwitz	D12/163
D507,770 S	*	7/2005	Minami	D12/163

* cited by examiner

(57) **CLAIM**

The ornamental design for a surface configuration of a radiator grill for a vehicle, as shown and described.

DESCRIPTION

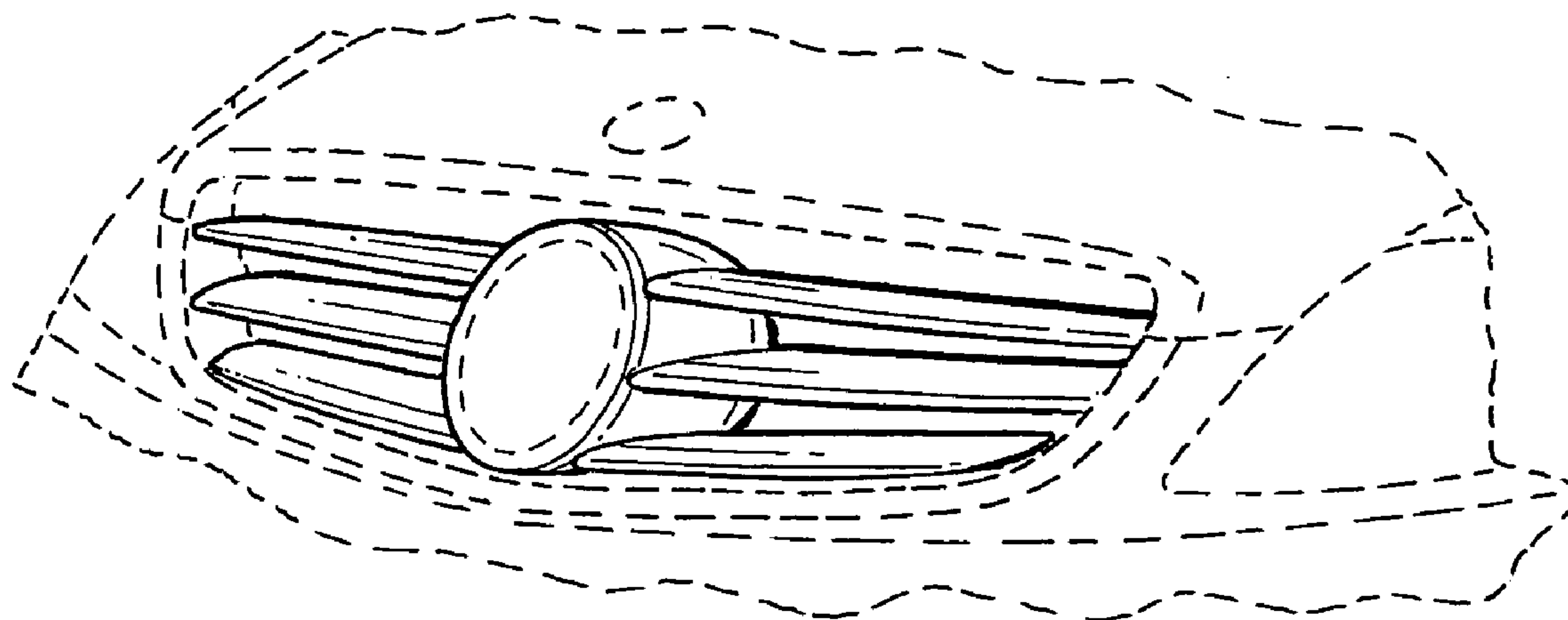
This application is related to the following co-pending applications, of the inventor, filed on even date herewith: Application Ser. No. 29/225,944, entitled “Surface Configuration of a Vehicle, Toy, and/or other Replicas”.

FIG. 1 is a left, front perspective view of a surface configuration of a radiator grill for a vehicle according to my novel design, the right, front perspective view being mirror symmetrical; and,

FIG. 2 is a front view of the surface configuration of a radiator grill for a vehicle according to my novel design.

The broken lines are for illustrative purposes only and form no part of the claimed design.

1 Claim, 1 Drawing Sheet



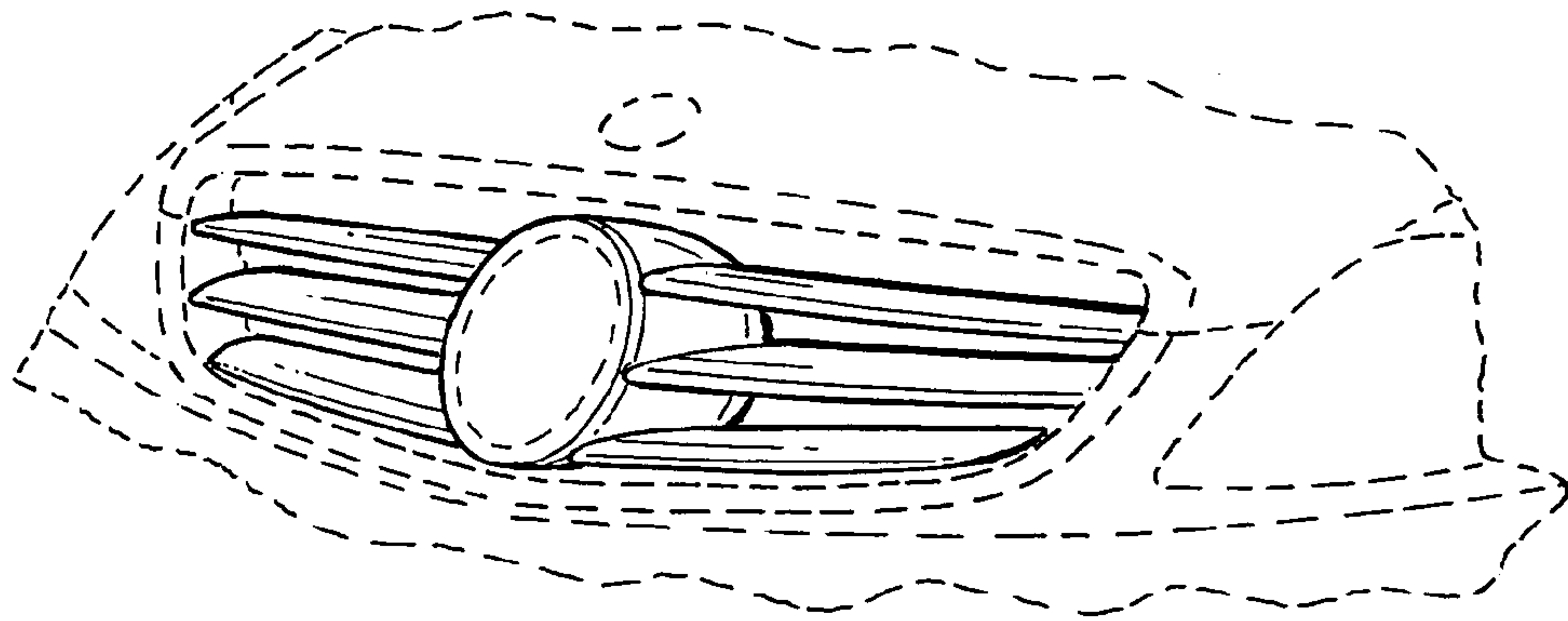


FIG. 1

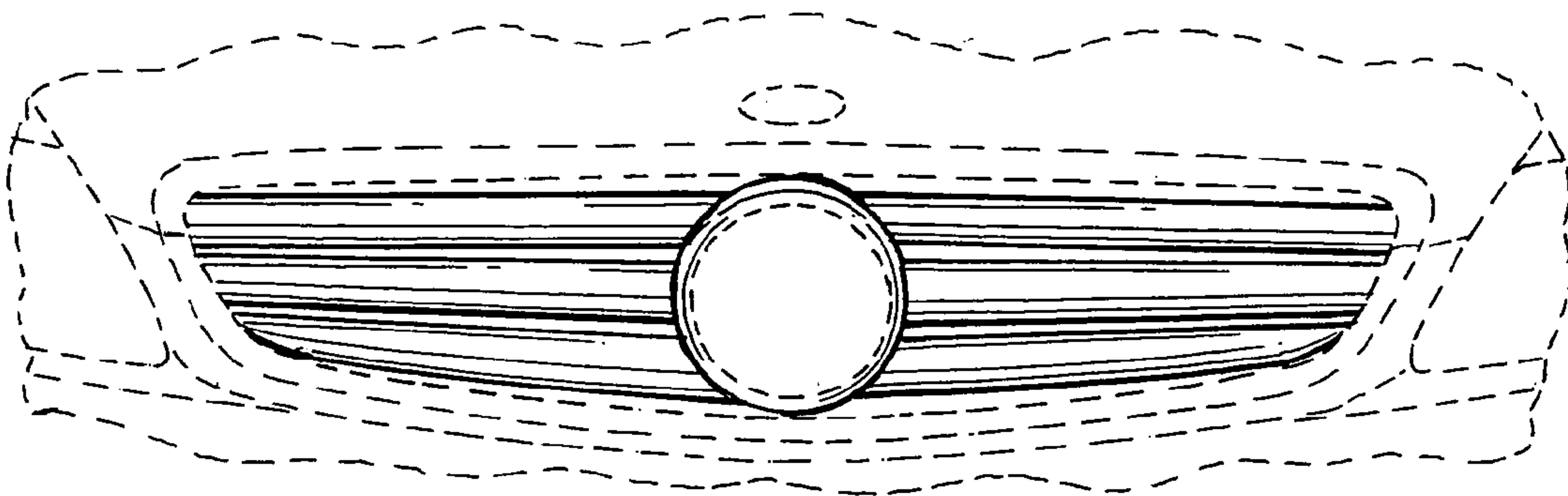


FIG. 2