



US00D545719S

(12) **United States Design Patent** (10) **Patent No.:** **US D545,719 S**
Sexton et al. (45) **Date of Patent:** **** Jul. 3, 2007**

(54) **DECORATIVE ORNAMENT**

6,042,903 A * 3/2000 Yedlin et al. 428/7
 D446,588 S * 8/2001 Rinehimer D26/25
 D492,748 S * 7/2004 Sungay D22/112

(75) Inventors: **James P. Sexton**, Hickory Creek, TX (US); **Michael P. Thalasin**, Flower Mound, TX (US)

* cited by examiner

(73) Assignee: **Ne'Qwa Art, L.L.C.**, Lewisville, TX (US)

Primary Examiner—Prabhakar Deshmukh
Assistant Examiner—Elizabeth J. Oswecki
 (74) *Attorney, Agent, or Firm*—Booth Udall, PLC

(**) Term: **14 Years**

(57) **CLAIM**

(21) Appl. No.: **29/252,499**

The ornamental design for a decorative ornament, as shown and described.

(22) Filed: **Jan. 24, 2006**

(51) **LOC (8) Cl.** **11-05**

DESCRIPTION

(52) **U.S. Cl.** **D11/121**

FIG. 1 is a perspective view of a decorative ornament according to the present invention.

(58) **Field of Classification Search** D11/117,

D11/121, 125, 126, 127, 131, 157, 158, 79,

D11/81, 40; D21/398, 460; D26/25, 154;

428/7, 11, 19

FIG. 2 is a front view of the decorative ornament of FIG. 1. The rear view, right side view, and left side view are identical to the front view.

See application file for complete search history.

FIG. 3 is a top view of the decorative ornament of FIG. 1; and,

(56) **References Cited**

U.S. PATENT DOCUMENTS

D206,753 S * 1/1967 Richardson D11/121

D244,013 S * 4/1977 Perkins D11/147

D249,132 S * 8/1978 Barr D11/81

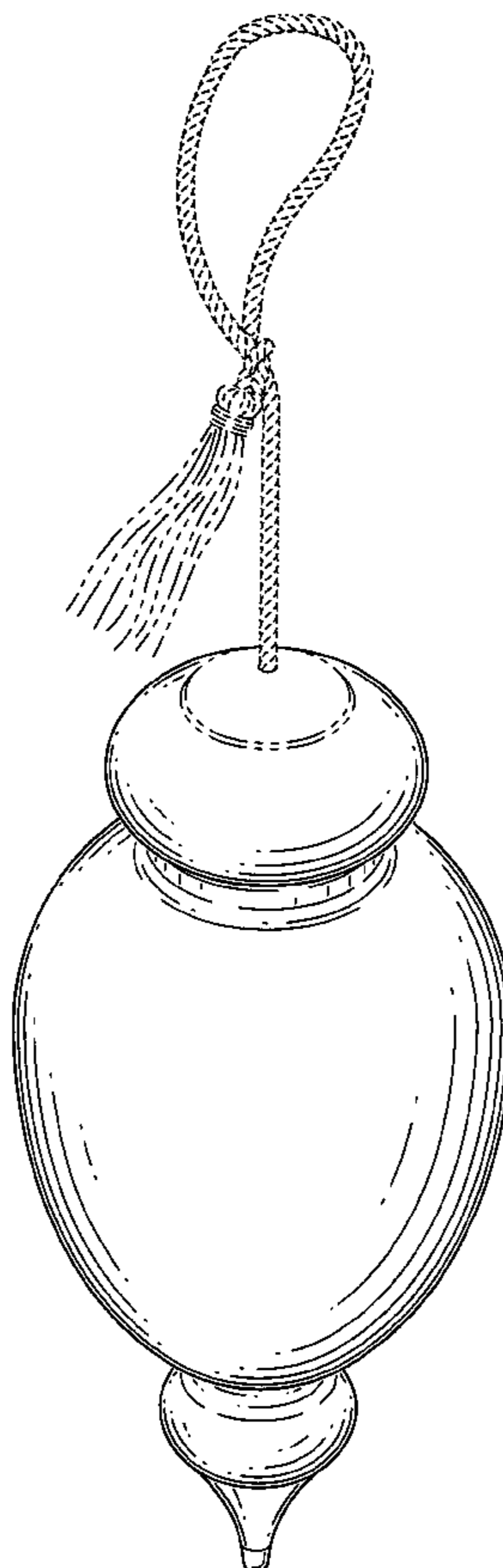
D406,079 S * 2/1999 Gyskiewicz et al. D11/121

D421,278 S * 2/2000 Cleary D21/373

FIG. 4 is a bottom view of the decorative ornament of FIG. 1.

The broken lines in all views are for illustrative purposes only and form no part of the claimed design.

1 Claim, 2 Drawing Sheets



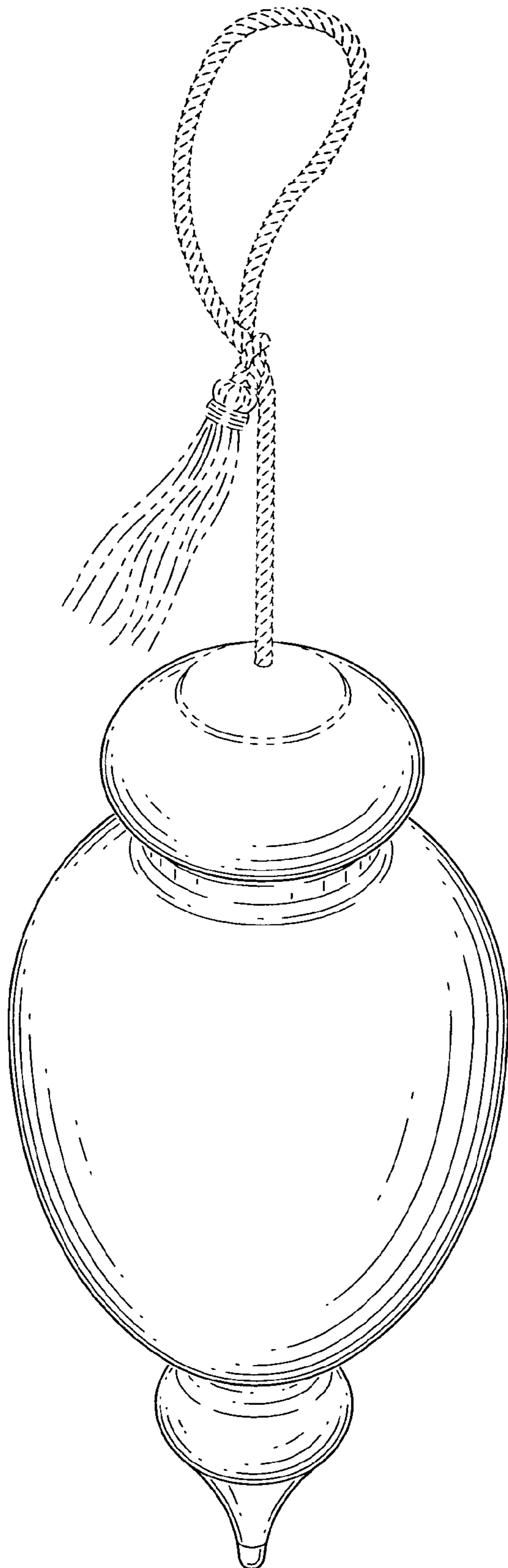


FIG. 1

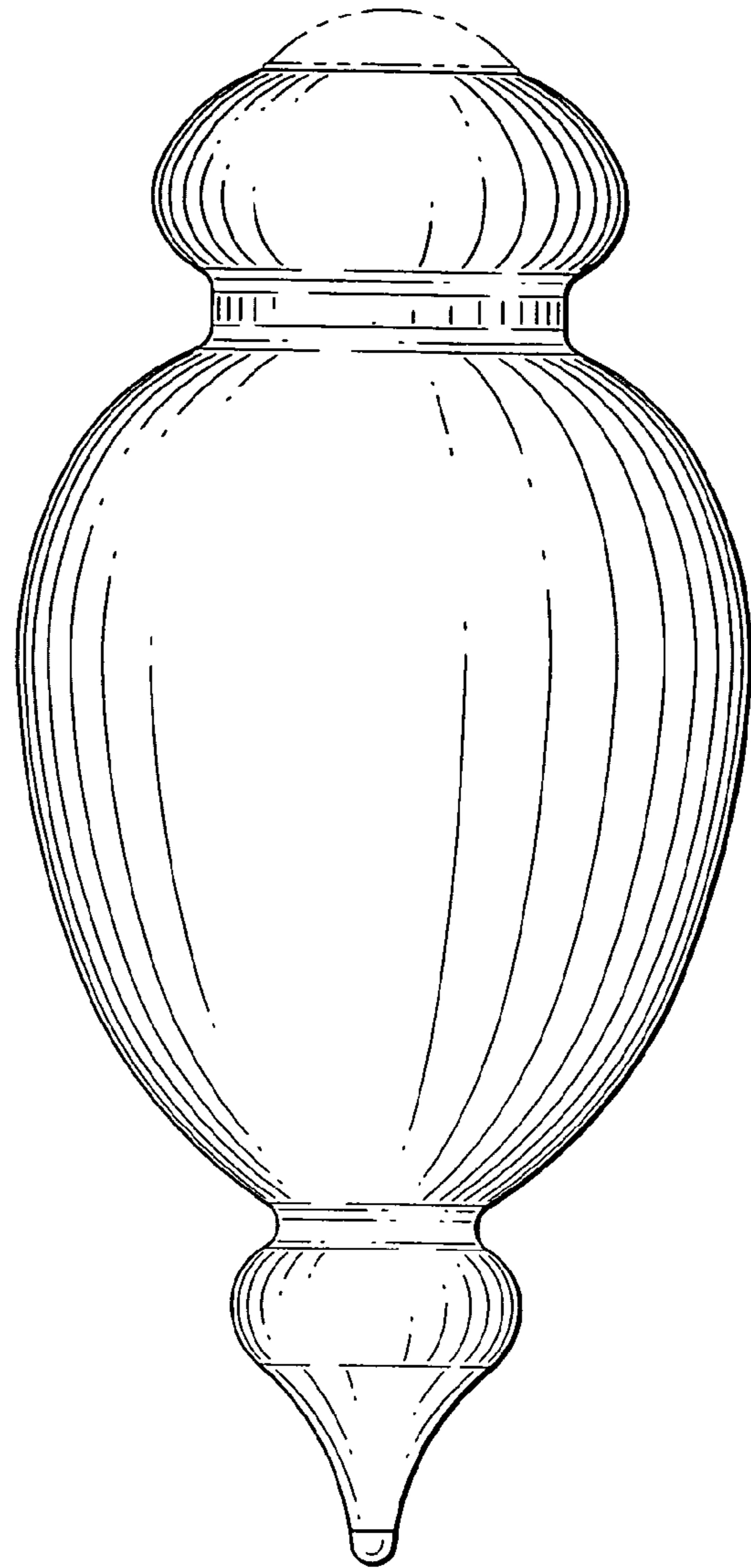


FIG. 2

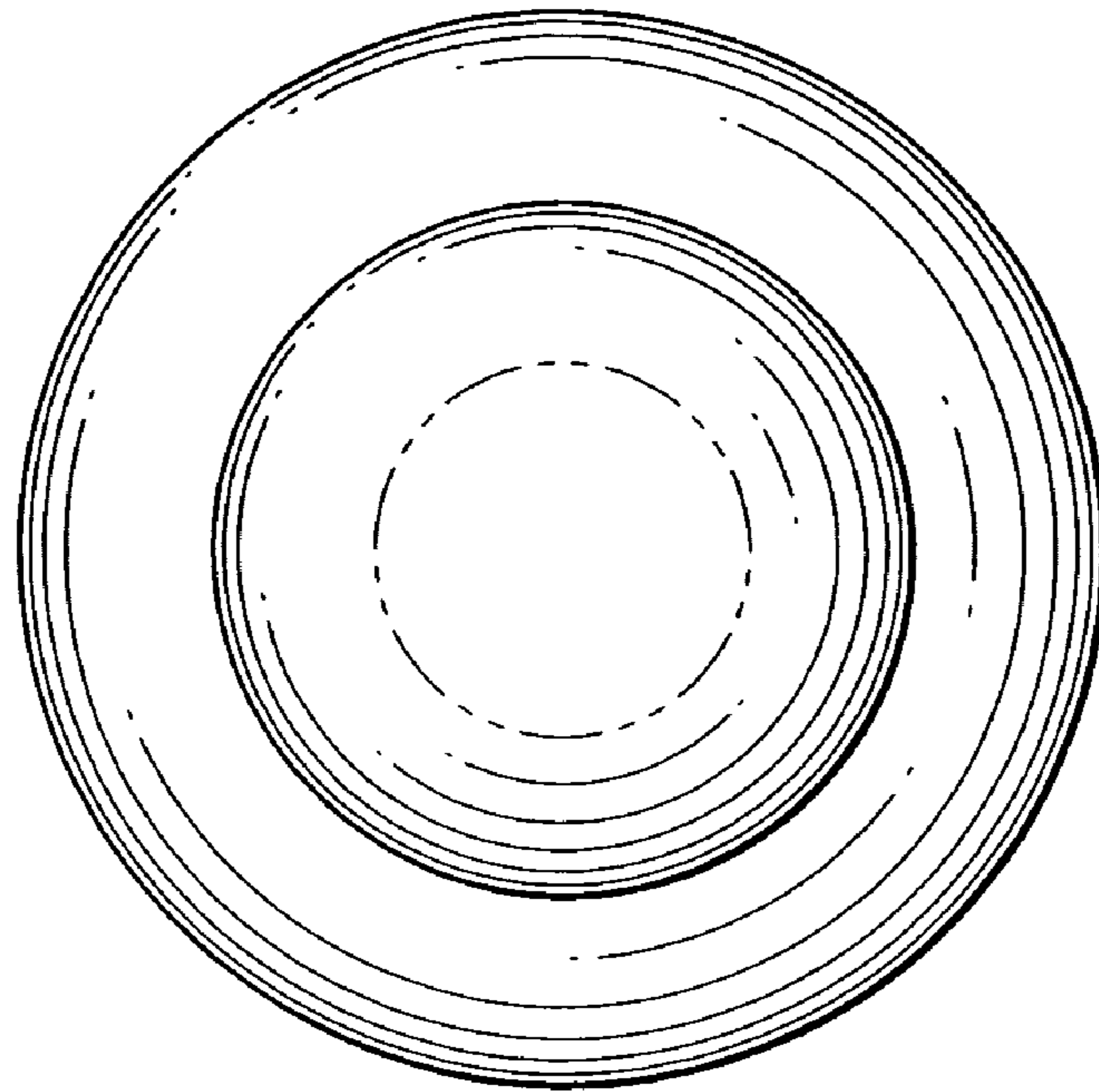


FIG. 3

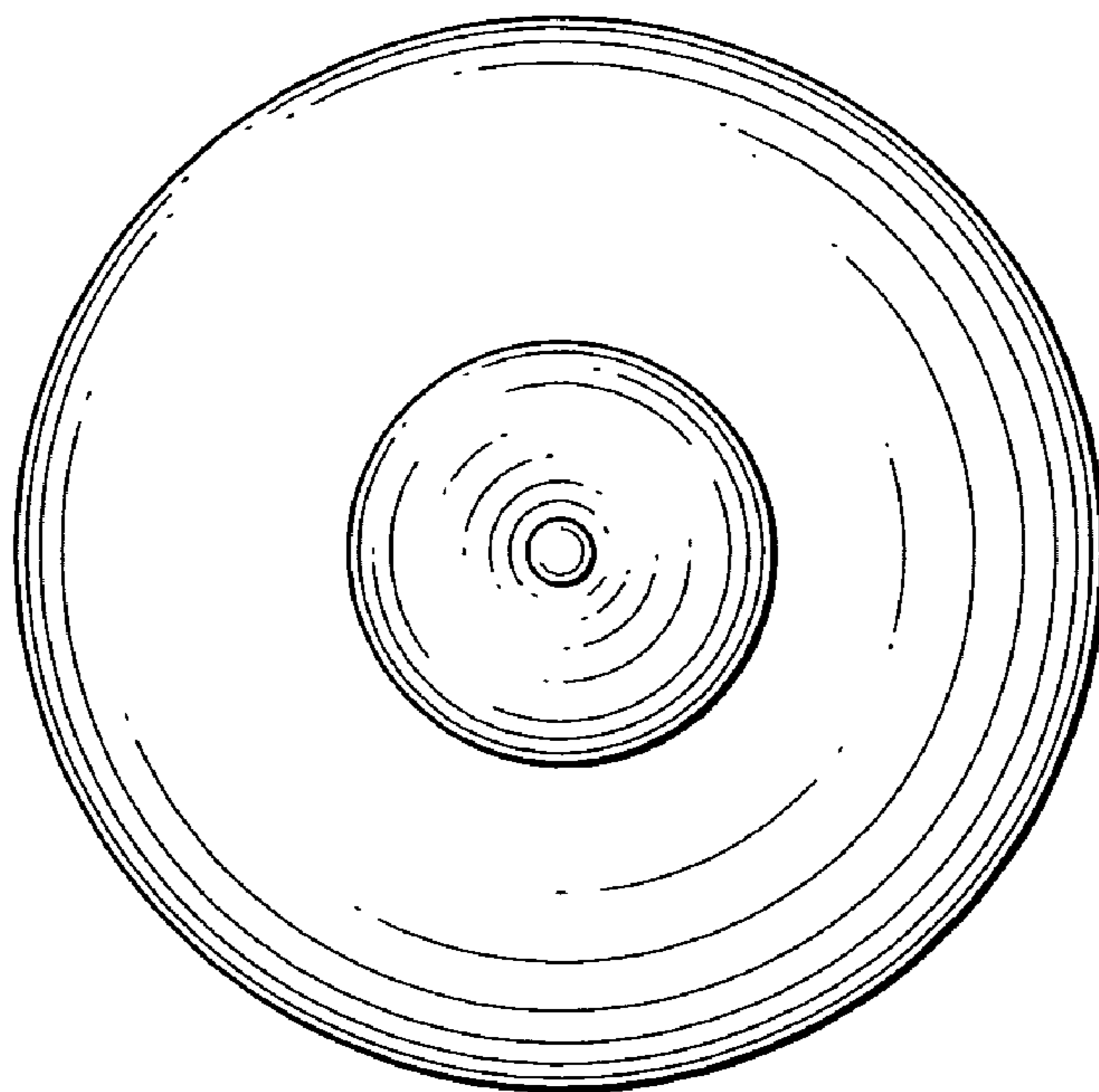


FIG. 4