

US00D545716S

(12) **United States Design Patent**
Bulgari

(10) **Patent No.:** **US D545,716 S**

(45) **Date of Patent:** **** Jul. 3, 2007**

(54) **EARRING**

(75) Inventor: **Paolo Bulgari**, Rome (IT)

(73) Assignee: **Bulgari SpA**, Lungotevere Marzio,
Rome

(**) Term: **14 Years**

(21) Appl. No.: **29/172,609**

(22) Filed: **Dec. 12, 2002**

D390,802 S *	2/1998	Bulgari	D11/42
D450,615 S *	11/2001	Ambar	D11/76
D472,497 S *	4/2003	Bonnet	D11/40
D481,646 S *	11/2003	Bonifacio	D11/40

* cited by examiner

Primary Examiner—Louis S. Zarfes

Assistant Examiner—John Windmuller

(74) *Attorney, Agent, or Firm*—Reising, Ethington, Barnes,
Kisselle PC

Related U.S. Application Data

(63) Continuation of application No. 29/141,479, filed on
May 4, 2001, now abandoned.

(51) **LOC (8) Cl.** **11-01**

(52) **U.S. Cl.** **D11/40**

(58) **Field of Classification Search** D11/3-5,
D11/40-49, 51-53, 55-56, 60, 63-70, 75-78,
D11/90-91; 63/12-13, 32, 20-28, 14.1-14.2,
63/14.8

See application file for complete search history.

(56) **References Cited**

U.S. PATENT DOCUMENTS

D292,560 S * 11/1987 Di Maria et al. D11/42

(57) **CLAIM**

The ornamental design for an earring, as shown.

DESCRIPTION

FIG. 1 is a front elevational view of an earring showing my
new design;

FIG. 2 is a left side elevational view thereof;


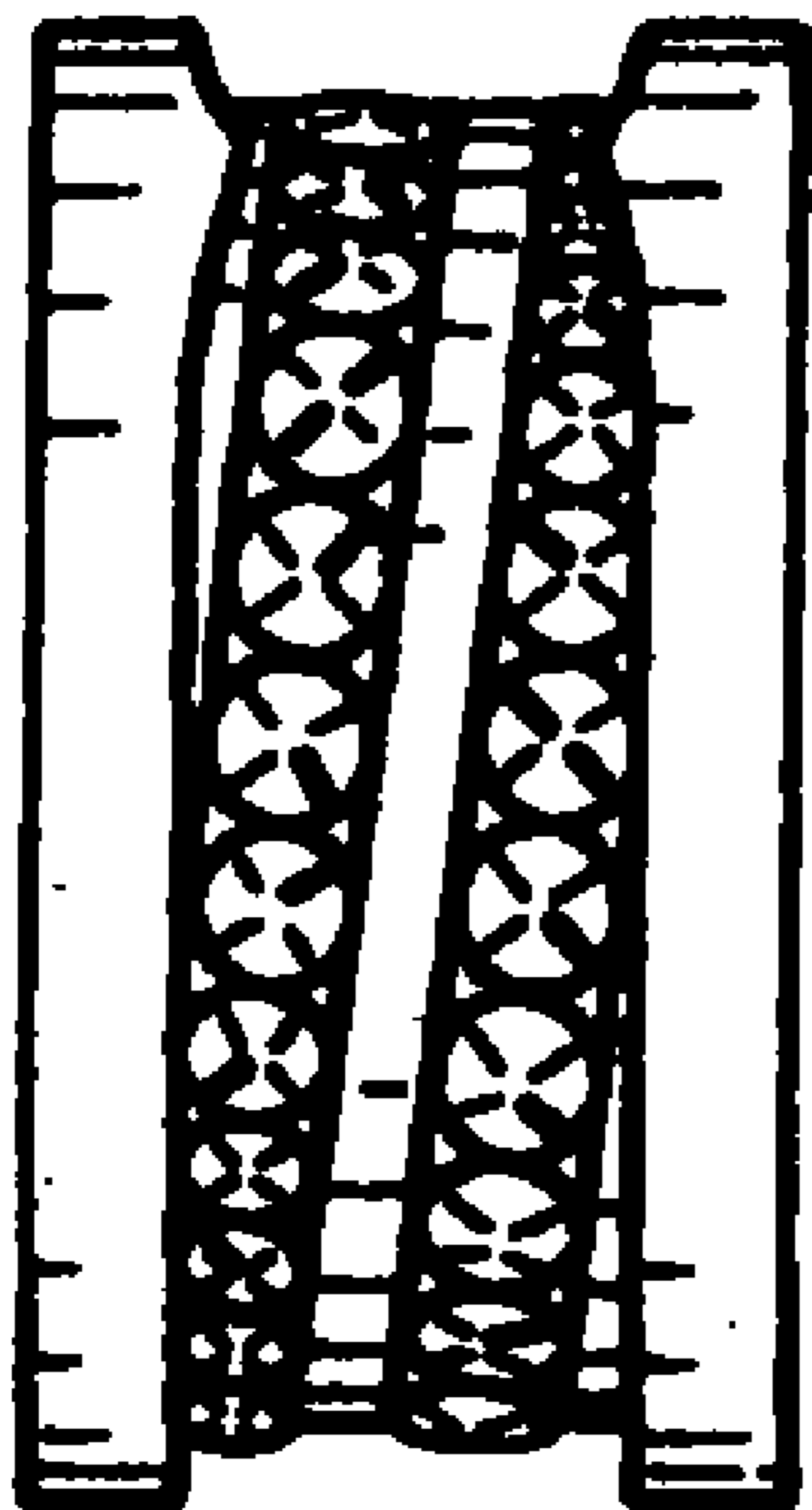
FIG. 3 is a rear elevational view thereof;

FIG. 4 is a right side elevational view thereof;

FIG. 5 is a top plan view thereof; and,

FIG. 6 is a top perspective view thereof.

1 Claim, 1 Drawing Sheet



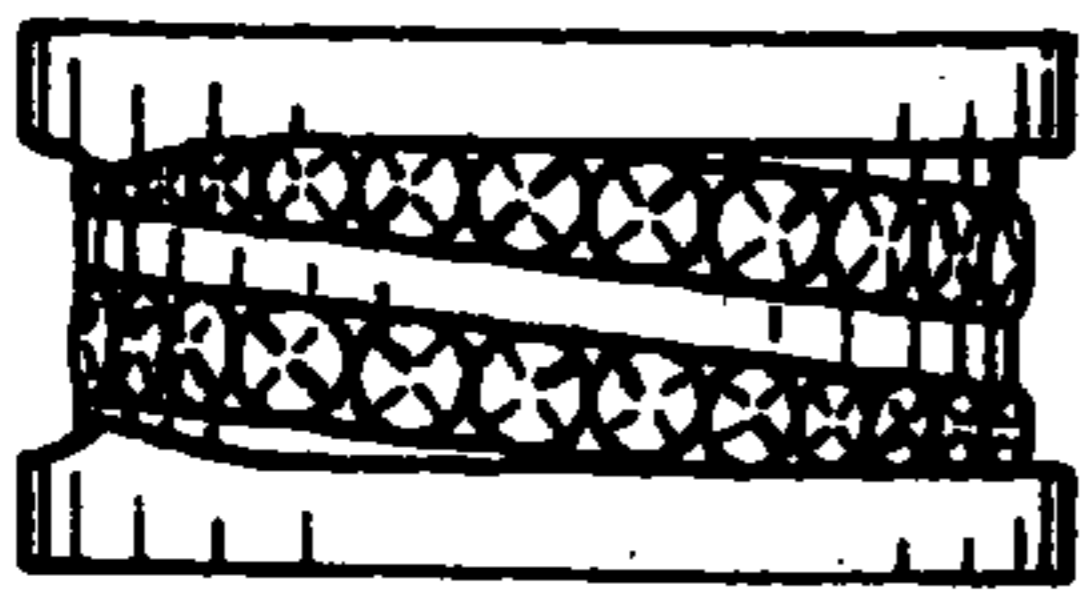


FIG. 1




FIG. 2

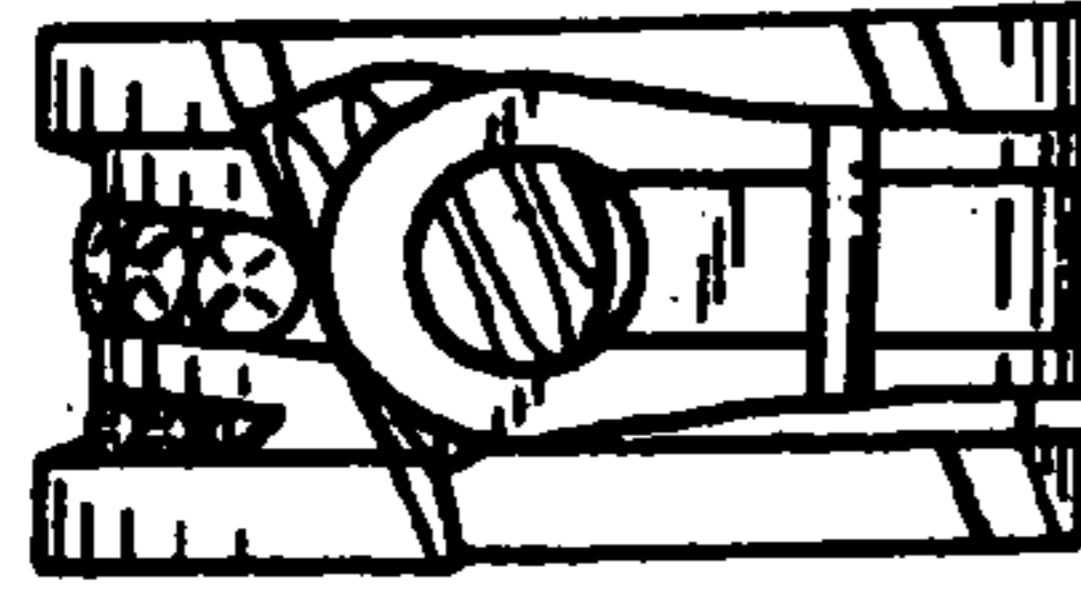


FIG. 3

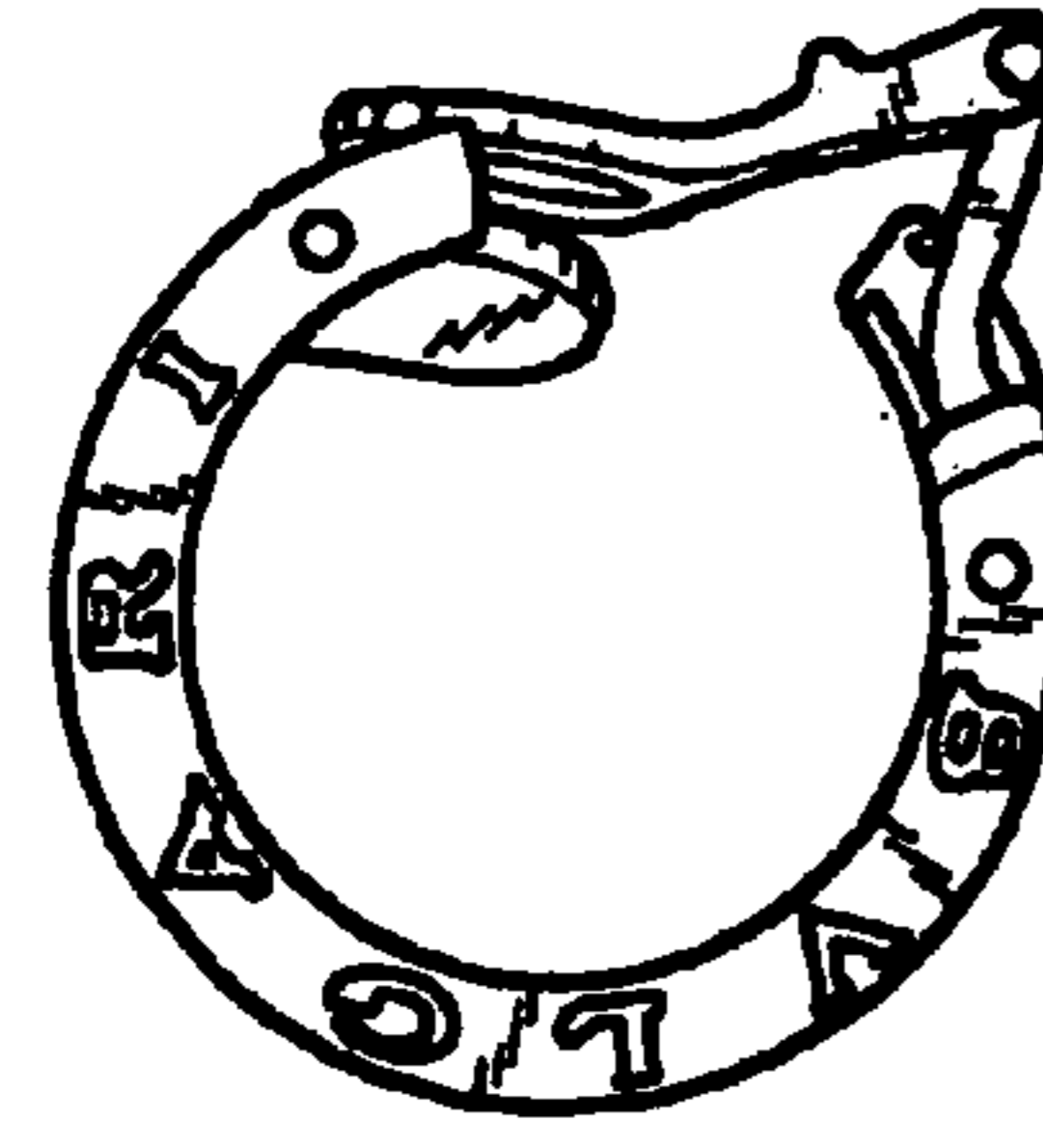


FIG. 4




FIG. 5




FIG. 6