

US00D545714S

(12) **United States Design Patent**
Nataf

(10) **Patent No.:** **US D545,714 S**

(45) **Date of Patent:** **** Jul. 3, 2007**

(54) **WATCH DIAL**

(75) Inventor: **Thierry Nataf**, Paris (FR)

(73) Assignee: **Zenith International, SA** (CH)

(**) Term: **14 Years**

(21) Appl. No.: **29/266,618**

(22) Filed: **Sep. 25, 2006**

(30) **Foreign Application Priority Data**

Mar. 29, 2006 (WO) DM/067 672

(51) **LOC (8) Cl.** **10-07**

(52) **U.S. Cl.** **D10/126**

(58) **Field of Classification Search** D10/123–126,
D10/129, 30–39; 368/223, 228, 229, 231,
368/232, 233, 234, 235, 285, 276, 281–283,
368/318

See application file for complete search history.

(56) **References Cited**

U.S. PATENT DOCUMENTS

D18,723 S *	11/1888	Ward	D10/129
520,483 A *	5/1894	Hastings	368/318
533,722 A *	2/1895	Moeri	368/318
785,440 A *	3/1905	Schatzmann	368/229
1,513,526 A *	10/1924	Allenbaugh	368/233
D322,415 S *	12/1991	Ritchie	D10/126
D338,161 S *	8/1993	Kizaki	D10/39
D481,966 S *	11/2003	Journe	D10/126
D496,874 S *	10/2004	Nataf	D10/126
6,826,122 B2 *	11/2004	Zaugg	368/28
D502,413 S *	3/2005	Sugiura et al.	D10/39
D505,342 S *	5/2005	Hayek	D10/39
D506,936 S *	7/2005	Takahashi	D10/32

D513,710 S *	1/2006	Nataf	D10/126
D519,389 S *	4/2006	Takahashi	D10/32
D524,181 S *	7/2006	Nataf	D10/126
D524,182 S *	7/2006	Nataf	D10/126
7,072,246 B2 *	7/2006	Lizzi	368/10

OTHER PUBLICATIONS

Watches International VI The Original Annual of the World's Finest Wristwatches, copyright 2005, Tourbillon International, LLC, □□p. 134, Breguet "Classique Tourbillon Regulator" watch.*

Watches International VI The Original Annual of the World's Finest Wristwatches, copyright 2005, Tourbillon International LLC, □□p. 191 Corum "Tourbillon Saphir 2004" watch.*

* cited by examiner

Primary Examiner—Lucy Lieberman

(74) Attorney, Agent, or Firm—Lott & Friedland, PA

(57) **CLAIM**

The ornamental design for a watch dial, substantially as shown and described.

DESCRIPTION

FIG. 1 is a perspective view of the watch dial of the present invention;

FIG. 2 is a front view of the watch dial shown in FIG. 1;

FIG. 3 is a rear view of the watch dial shown in FIG. 1;

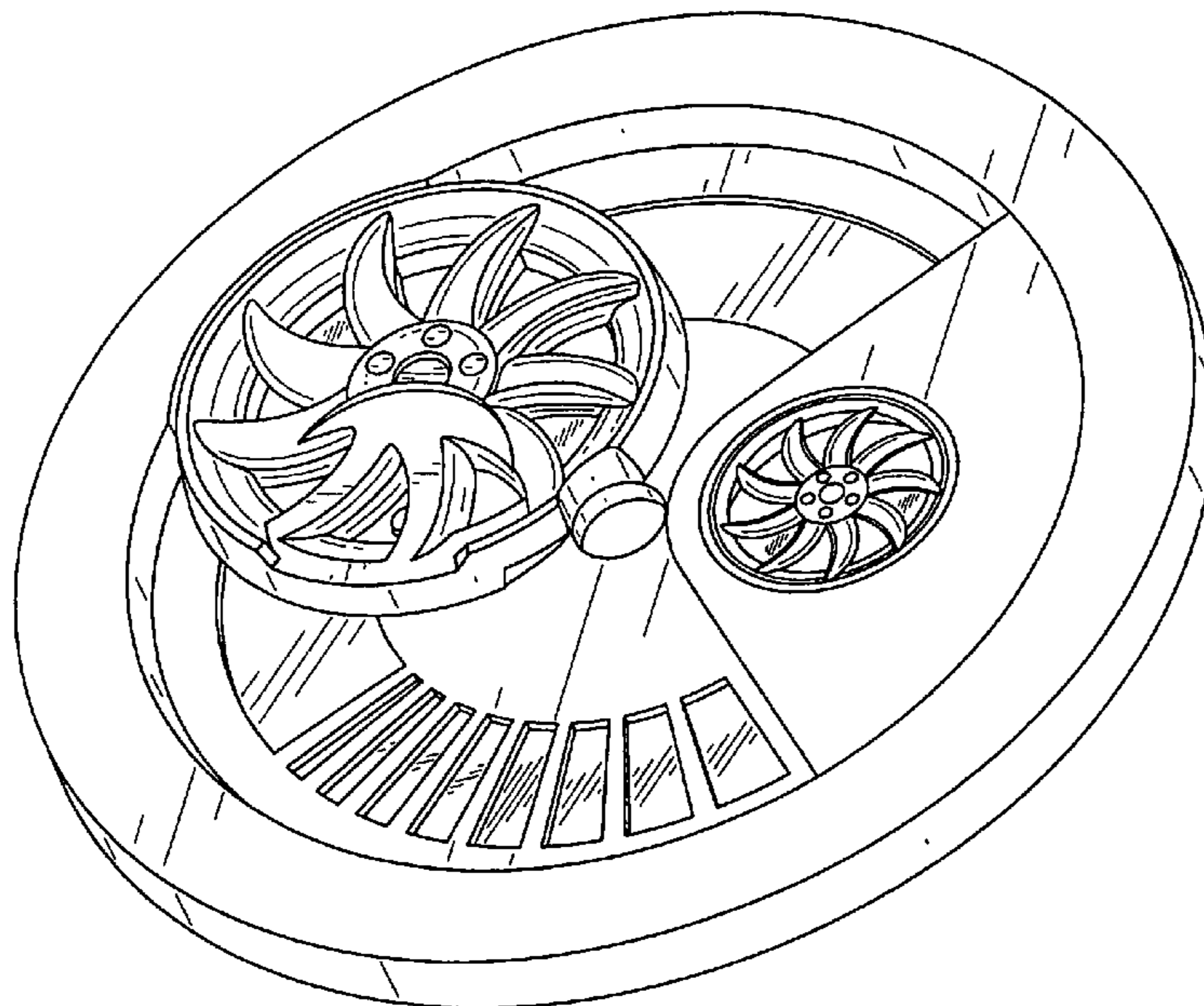
FIG. 4 is a left side elevational view of the watch dial shown in FIG. 1;

FIG. 5 is a right side elevational view of the watch dial shown in FIG. 1;

FIG. 6 is a top view of the watch dial shown in FIG. 1; and,

FIG. 7 is a bottom view of the watch dial shown in FIG. 1.

1 Claim, 5 Drawing Sheets



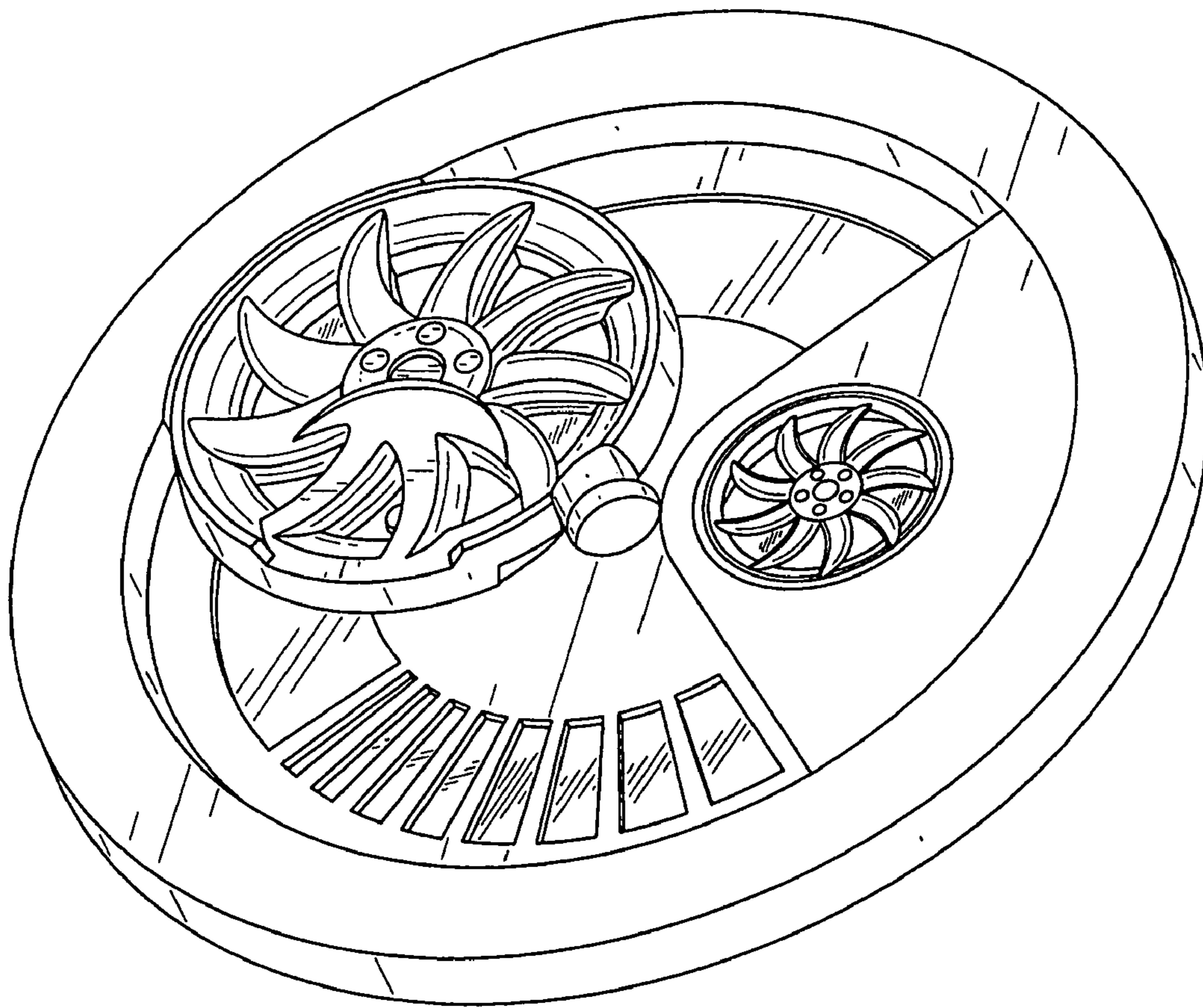


FIG. 1




FIG. 2




FIG. 3

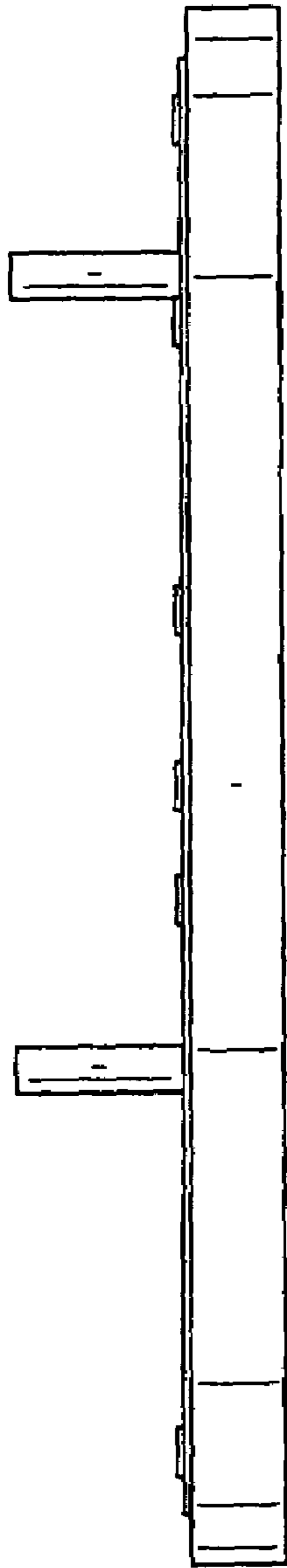


FIG. 4

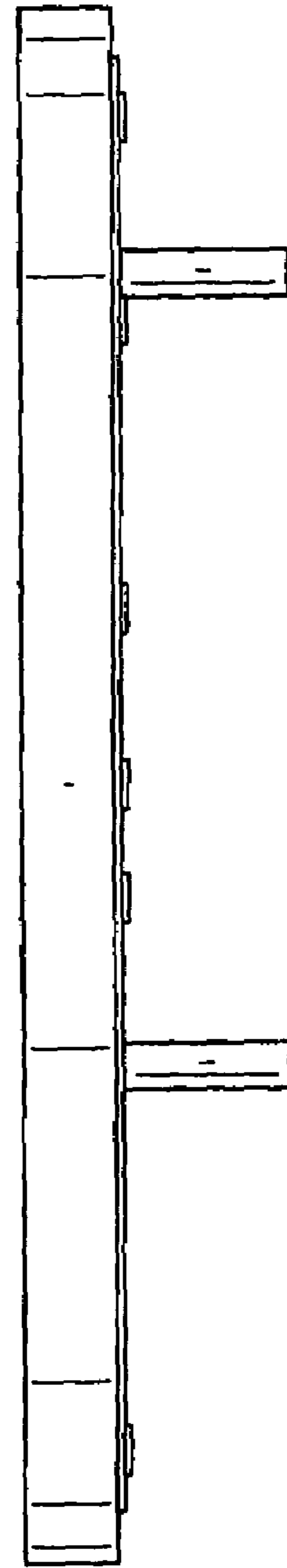


FIG. 5




FIG. 6

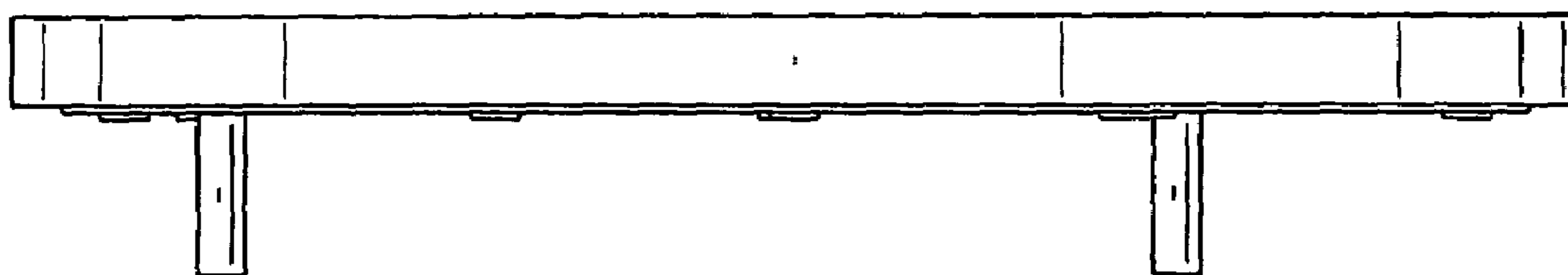


FIG. 7