



US00D545709S

(12) **United States Design Patent**  
**Iizuka et al.**

(10) **Patent No.:** **US D545,709 S**  
(45) **Date of Patent:** **\*\* Jul. 3, 2007**

(54) **BODY COMPOSITION METER**

D497,561 S \* 10/2004 Sato et al. .... D10/92  
D497,562 S \* 10/2004 Shoji et al. .... D10/92  
D525,547 S \* 7/2006 Yamada et al. .... D10/92

(75) Inventors: **Tomoe Iizuka**, Tokyo (JP); **Tatsutoshi Kobayakawa**, Tokyo (JP)

\* cited by examiner

(73) Assignee: **Tanita Corporation**, Tokyo (JP)

*Primary Examiner*—Antoine D. Davis  
(74) *Attorney, Agent, or Firm*—McDermott Will & Emery LLP

(\*\*) Term: **14 Years**

(21) Appl. No.: **29/269,700**

(57) **CLAIM**

(22) Filed: **Dec. 7, 2006**

The ornamental design for a body composition meter, as shown and described.

(30) **Foreign Application Priority Data**

**DESCRIPTION**

Jun. 7, 2006 (JP) ..... 2006-014622

(51) **LOC (8) Cl.** ..... **10-04**

FIG. 1 is a front perspective view of the body composition meter showing the new design;

(52) **U.S. Cl.** ..... **D10/92**

FIG. 2 is a front view of the body composition meter;

(58) **Field of Classification Search** ..... D10/92;  
177/DIG. 3, 238–245, 210 R, 210 C, 25,  
177/30, 25.13–25.16, 126, 127; 600/547,  
600/506

FIG. 3 is a rear view of the body composition meter;

See application file for complete search history.

FIG. 4 is a side view of the body composition meter;

FIG. 5 is another side view of the body composition meter;

(56) **References Cited**

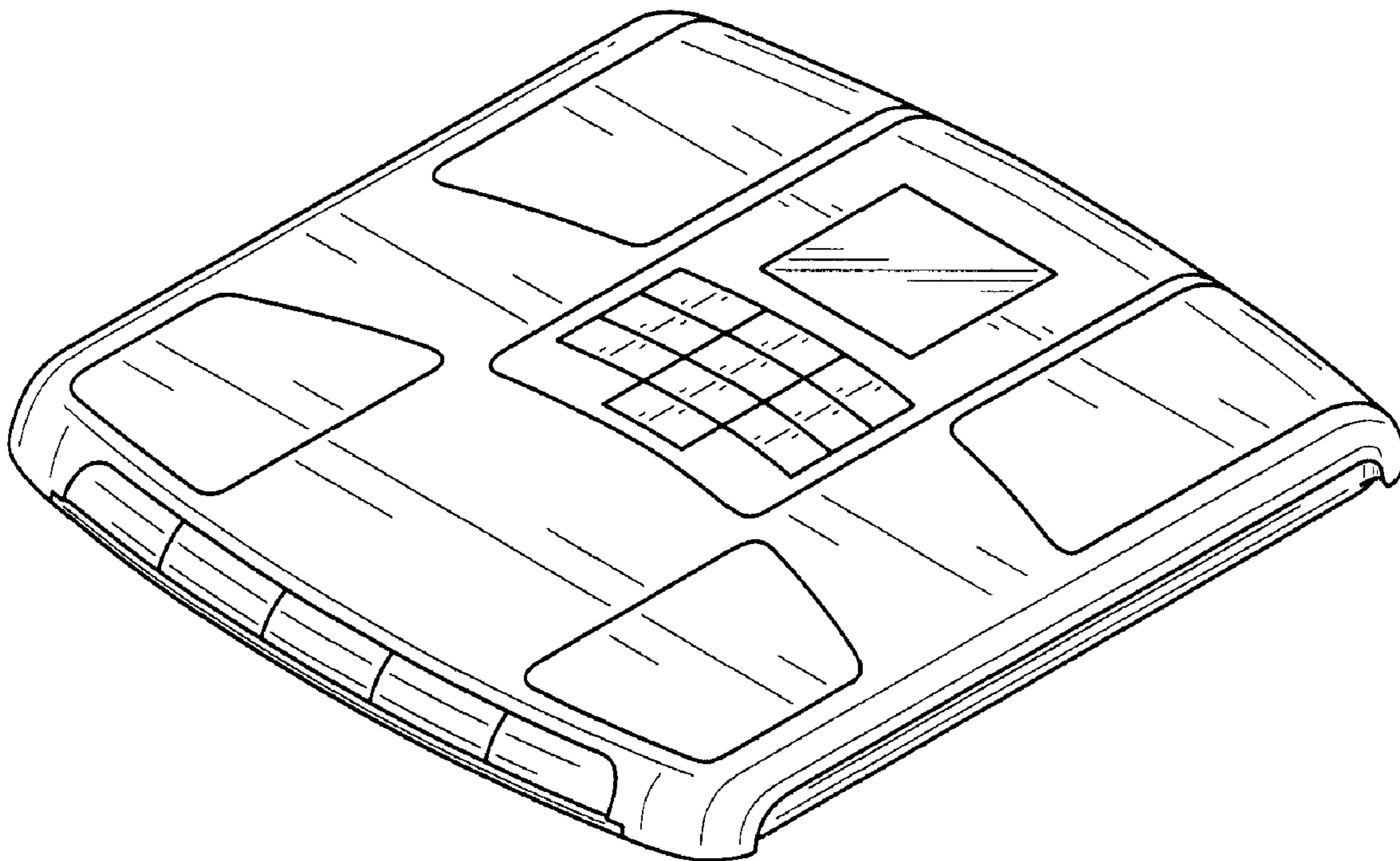
FIG. 6 is a top view of the body composition meter; and,

FIG. 7 is a bottom view of the body composition meter.

**U.S. PATENT DOCUMENTS**

D456,729 S \* 5/2002 Montagnino et al. .... D10/92

**1 Claim, 5 Drawing Sheets**



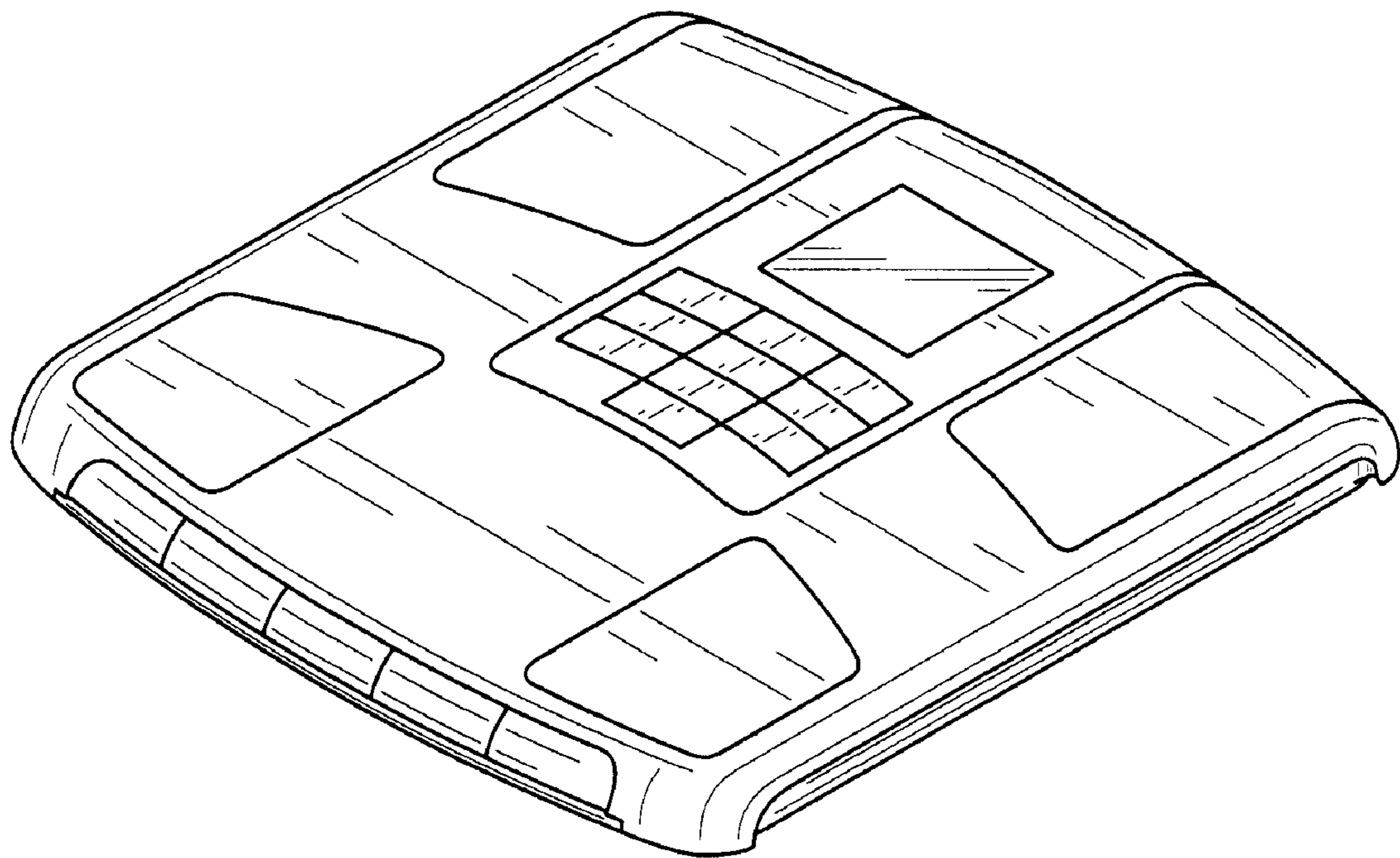


FIG. 1




FIG. 2




FIG. 3




FIG. 4




FIG. 5

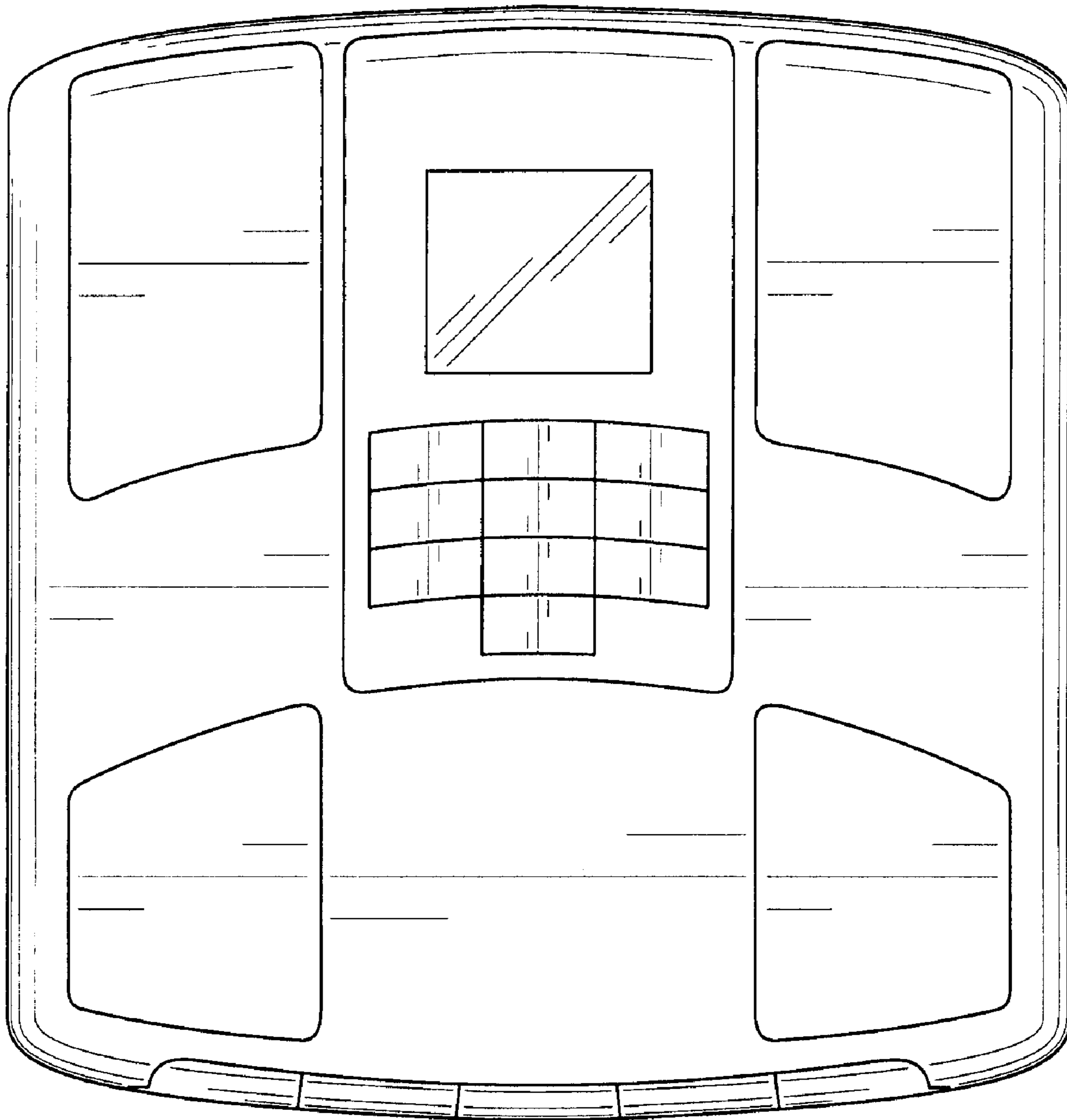


FIG. 6

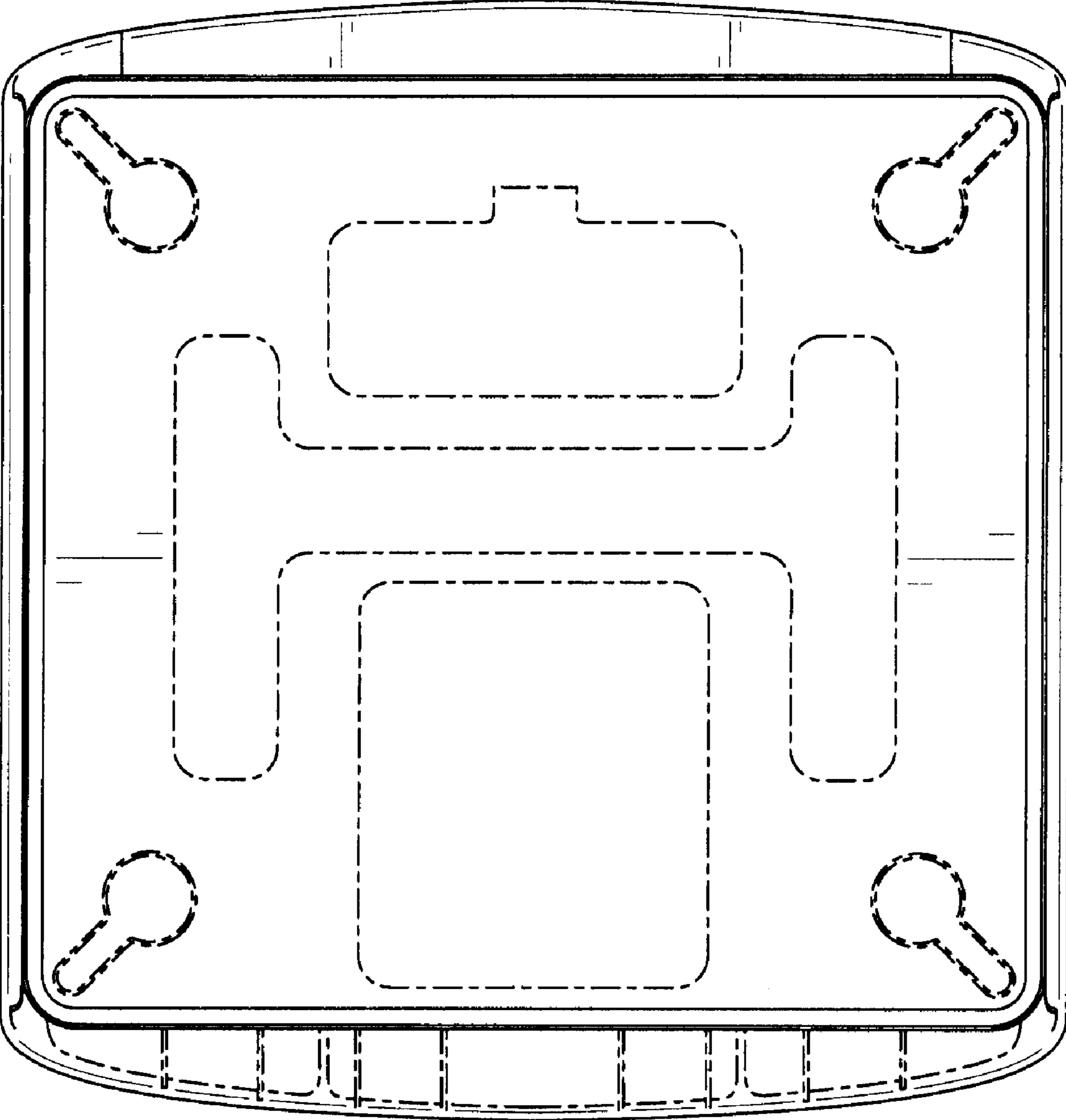


FIG. 7