



US00D545702S

(12) **United States Design Patent**  
**Lord**

(10) **Patent No.:** **US D545,702 S**

(45) **Date of Patent:** **\*\* Jul. 3, 2007**

(54) **SCAN TOOL**

(75) Inventor: **Charles S. Lord**, Scottsdale, AZ (US)

(73) Assignee: **SPX Corporation**, Charlotte, NC (US)

(\*\*) Term: **14 Years**

(21) Appl. No.: **29/236,462**

(22) Filed: **Aug. 17, 2005**

(51) **LOC (8) Cl.** ..... **10-04**

(52) **U.S. Cl.** ..... **D10/78**

(58) **Field of Classification Search** ..... D14/341-7,  
D14/418, 420, 422-432, 453; D10/78; D26/45;  
235/462.01, 462.1, 462.11, 462.14, 462.15,  
235/462.2, 462.24, 462.43, 462.45, 462.46,  
235/462.48, 435, 454, 472.01; 250/203.1;  
382/312-3, 321; 701/29; 702/183-5; 324/378,  
324/380

See application file for complete search history.

(56) **References Cited**

**U.S. PATENT DOCUMENTS**

D395,252 S \* 6/1998 Nelson et al. .... D10/78  
D412,450 S \* 8/1999 McCain ..... D10/78  
6,459,968 B1 \* 10/2002 Kochie ..... 701/29  
6,687,584 B2 \* 2/2004 Andreasen et al. .... 701/29  
D492,305 S \* 6/2004 Choi et al. .... D14/346  
7,085,680 B2 \* 8/2006 Huang ..... 702/183

2003/0060953 A1\* 3/2003 Chen ..... 701/33  
2004/0054503 A1\* 3/2004 Namaky ..... 702/183  
2004/0102879 A1\* 5/2004 Raichle et al. .... 701/29  
2005/0030039 A1\* 2/2005 Roberts et al. .... 324/380  
2006/0027650 A1\* 2/2006 Andreasen et al. .... 235/384  
2006/0101311 A1\* 5/2006 Lipscomb et al. .... 714/47  
2006/0119365 A1\* 6/2006 Makhija ..... 324/380

\* cited by examiner

*Primary Examiner*—Alan P. Douglas

*Assistant Examiner*—Angela J. Lee

(74) *Attorney, Agent, or Firm*—Baker & Hostetler LLP

(57) **CLAIM**

The ornamental design for a scan tool, as shown and described.

**DESCRIPTION**

FIG. 1 is a perspective view of the scan tool, particularly showing the inventive design thereof;

FIG. 2 is a top view thereof;

FIG. 3 is a right view thereof;


FIG. 4 is a left side view thereof;

FIG. 5 is a front view thereof;

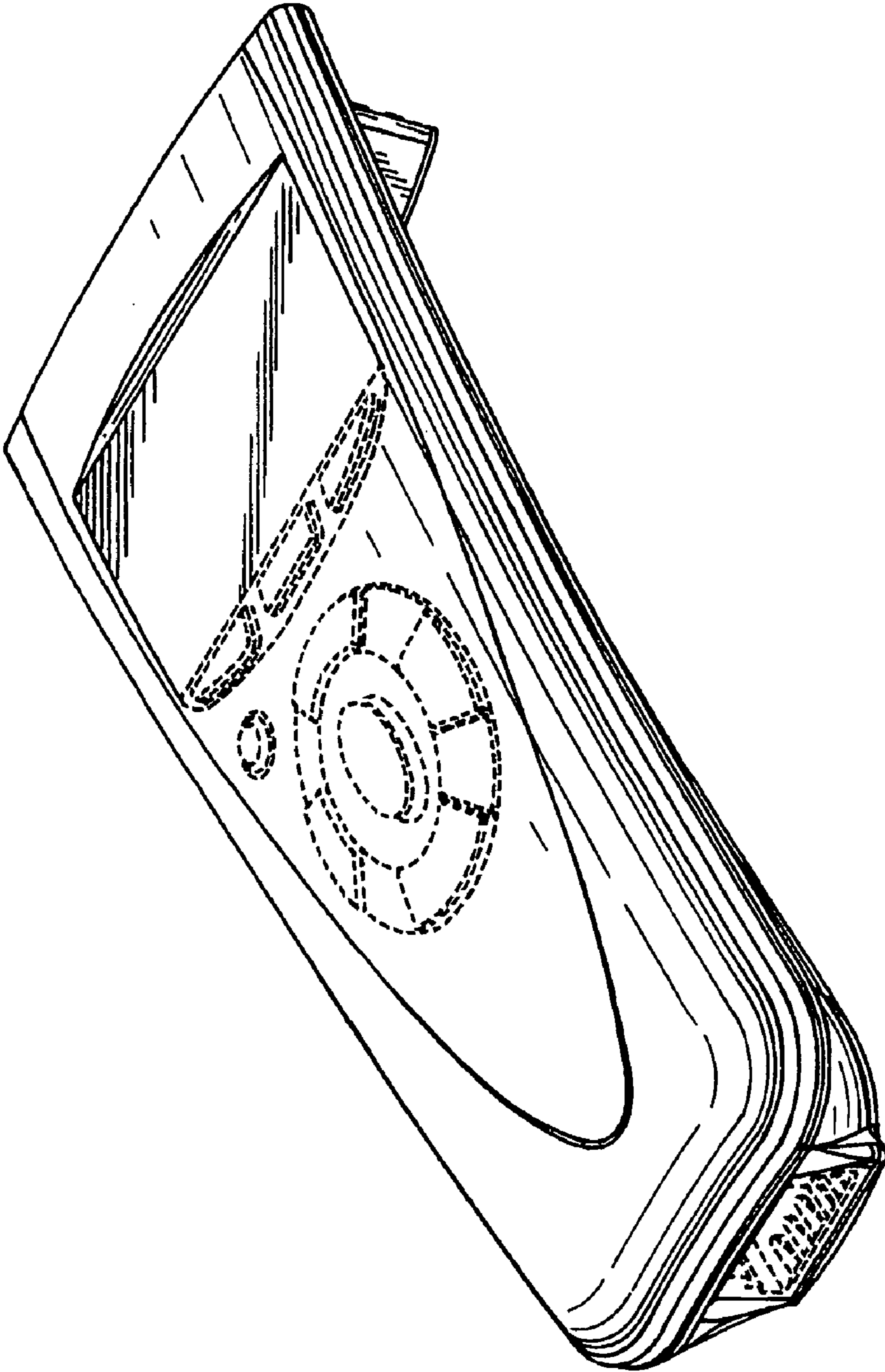
FIG. 6 is a back view thereof; and,

FIG. 7 is a bottom view thereof.

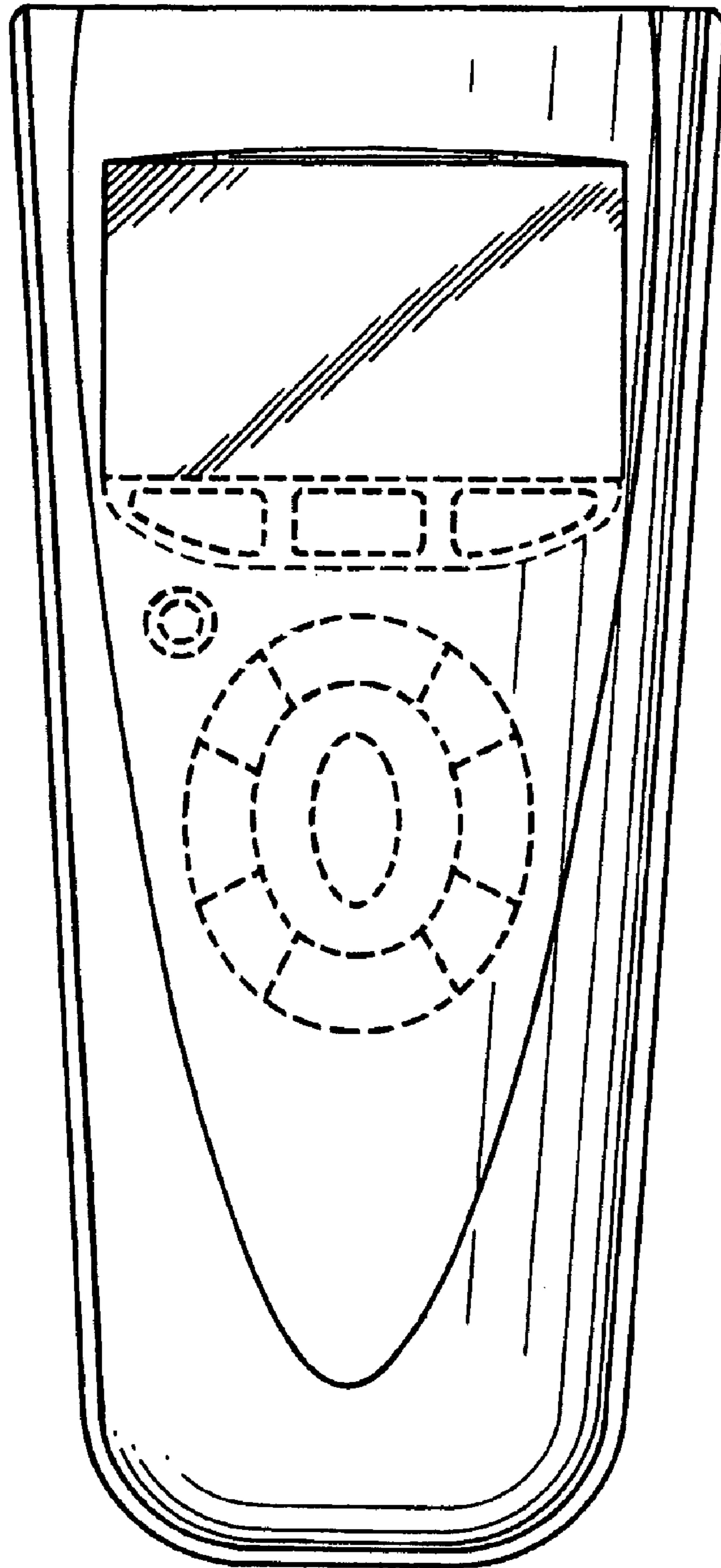
**1 Claim, 6 Drawing Sheets**



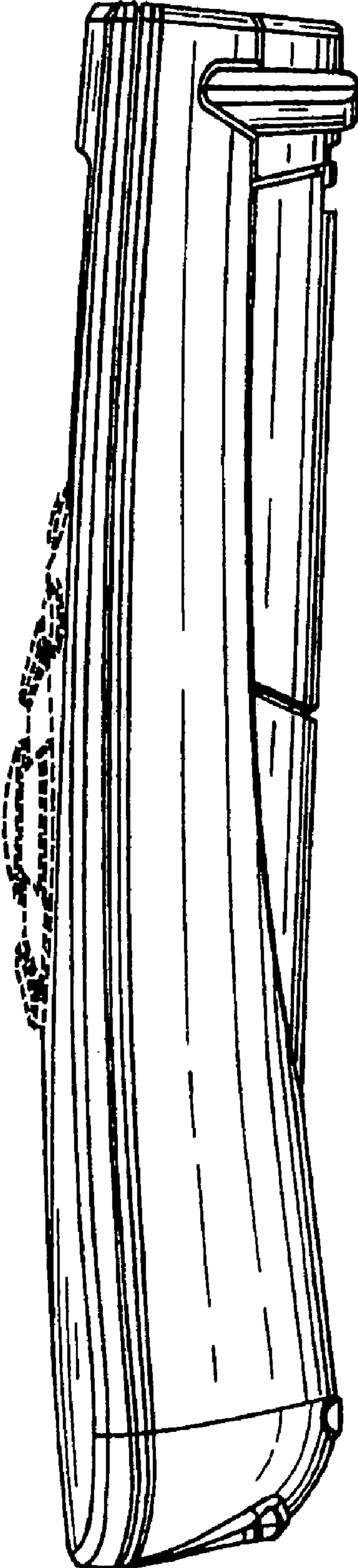
**FIG. 1**




**FIG. 2**




**FIG. 3**



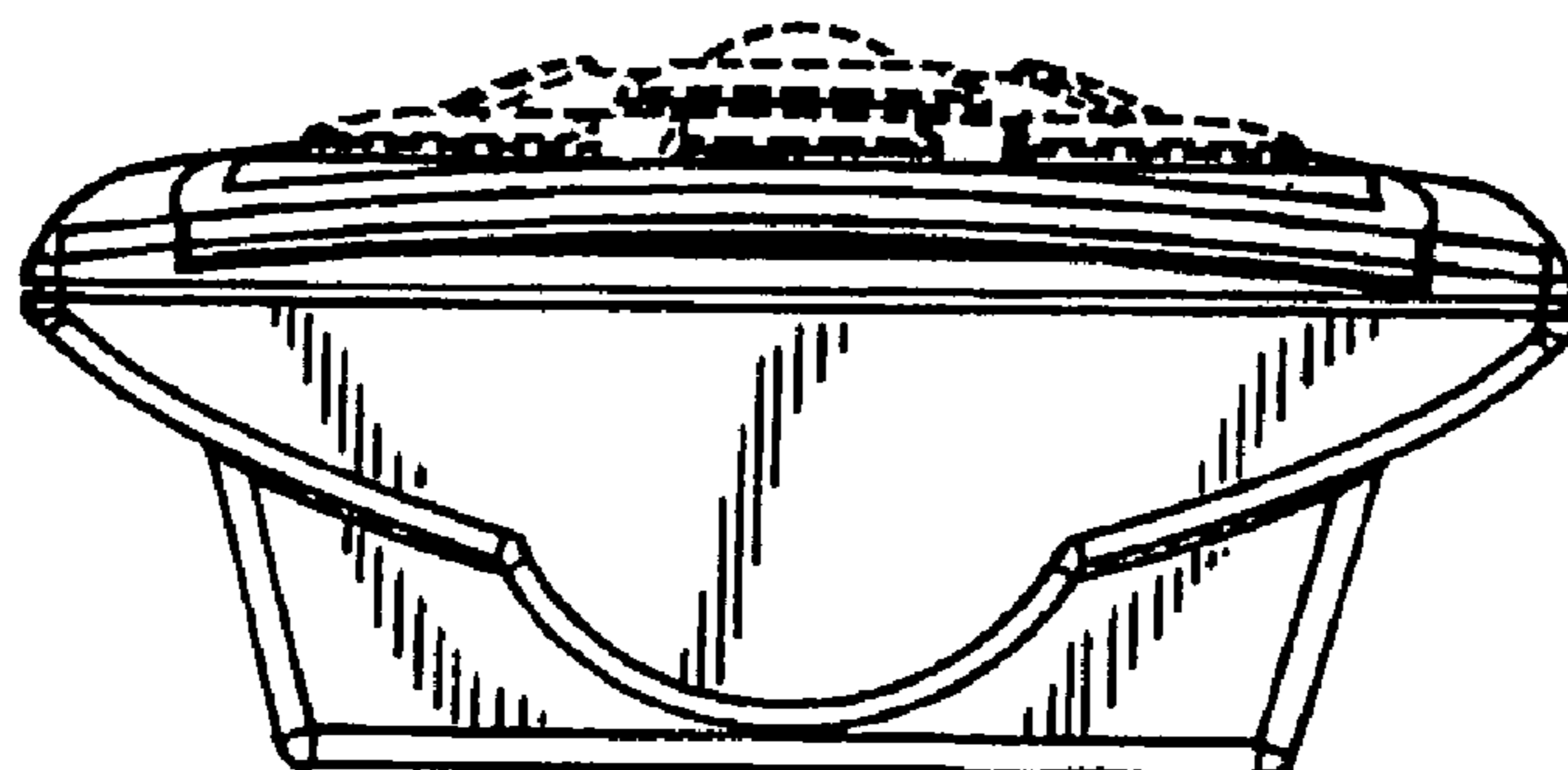
**FIG. 4**



**FIG. 5**



**FIG. 6**



**FIG. 7**

