

US00D545698S

(12) **United States Design Patent**
Yount

(10) **Patent No.:** **US D545,698 S**

(45) **Date of Patent:** **** Jul. 3, 2007**

(54) **HAND HELD BASEBALL GAME INDICATOR**

(76) **Inventor:** **Mark F. Yount**, P.O. Box 480, 5092
Hwy. 10 E., Catawba, NC (US)
28609-0480

(**) **Term:** **14 Years**

(21) **Appl. No.:** **29/266,085**

(22) **Filed:** **Sep. 13, 2006**

(51) **LOC (8) Cl.** **21-01**

(52) **U.S. Cl.** **D10/46.1**

(58) **Field of Classification Search** D10/46,
D10/46.1; 116/222-225; 235/90, 103, 1 D
See application file for complete search history.

(56) **References Cited**

U.S. PATENT DOCUMENTS

D42,686	S	*	7/1912	Ovrran	D10/46.1
D116,325	S	*	8/1939	Ryan	D10/46.1
2,702,954	A	*	3/1955	Cline et al.	116/223
2,993,288	A	*	7/1961	Rothman	116/223
3,730,131	A	*	5/1973	Izzo	116/223
4,072,125	A	*	2/1978	Spalla	116/223
D321,146	S	*	10/1991	Pouget et al.	D10/46.1

5,084,695	A	*	1/1992	Freeman	340/323 R
D378,281	S	*	3/1997	Takacs	D10/46.1
5,877,480	A	*	3/1999	Tuso et al.	235/1 B
D525,884	S	*	8/2006	Copia	D10/46.1

* cited by examiner

Primary Examiner—Prabhakar Deshmukh

(57) **CLAIM**

The ornamental design for a hand held baseball game indicator, as shown and described.

DESCRIPTION

FIG. 1 is a perspective view of a hand held baseball game indicator showing my new design;

FIG. 2 is a front elevational view thereof;

FIG. 3 is a rear elevational view thereof;

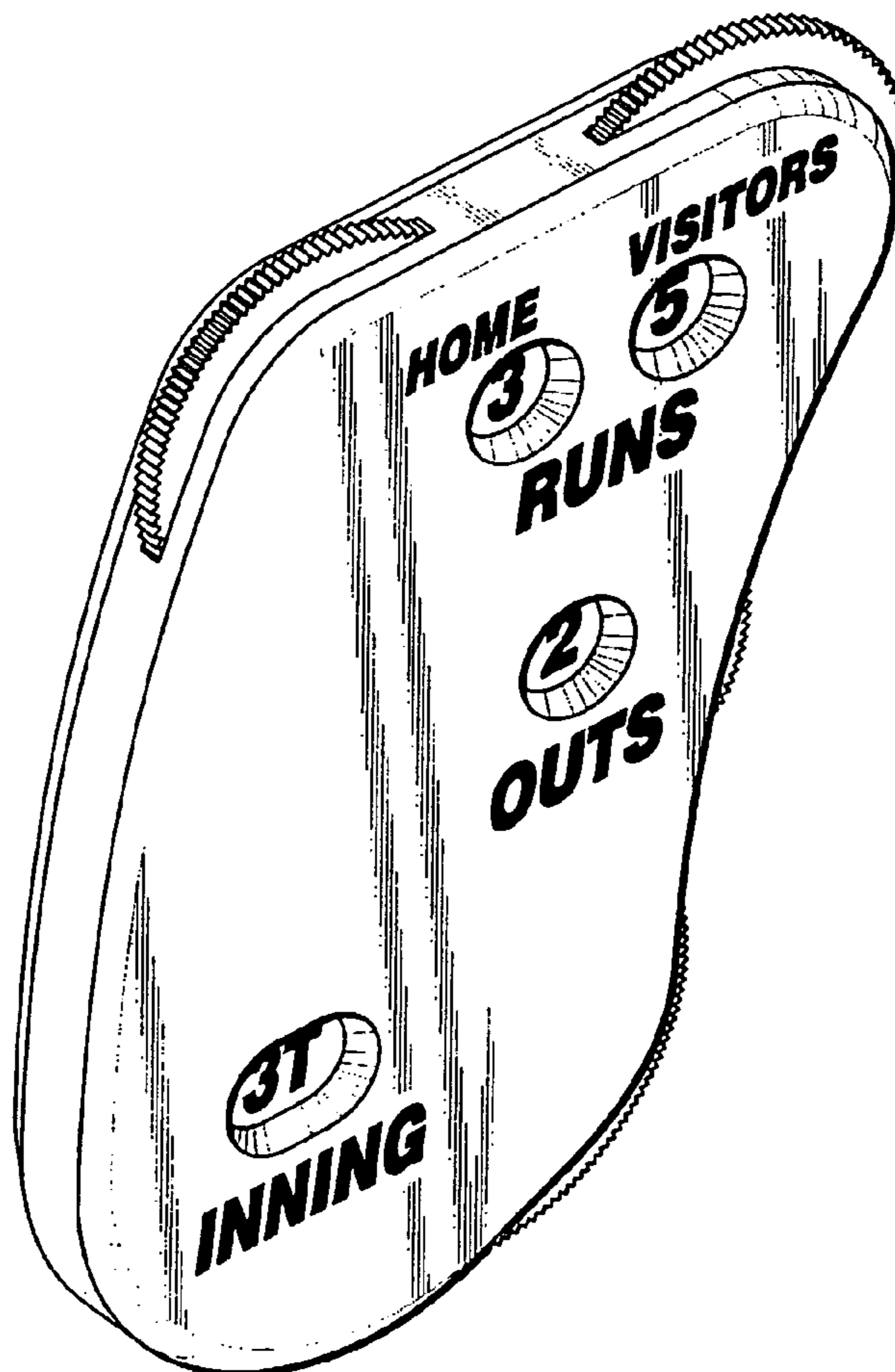
FIG. 4 is a right side elevational view thereof;

FIG. 5 is a left side elevational view thereof;

FIG. 6 is a top plan view thereof; and,

FIG. 7 is a bottom plan view thereof.

1 Claim, 2 Drawing Sheets



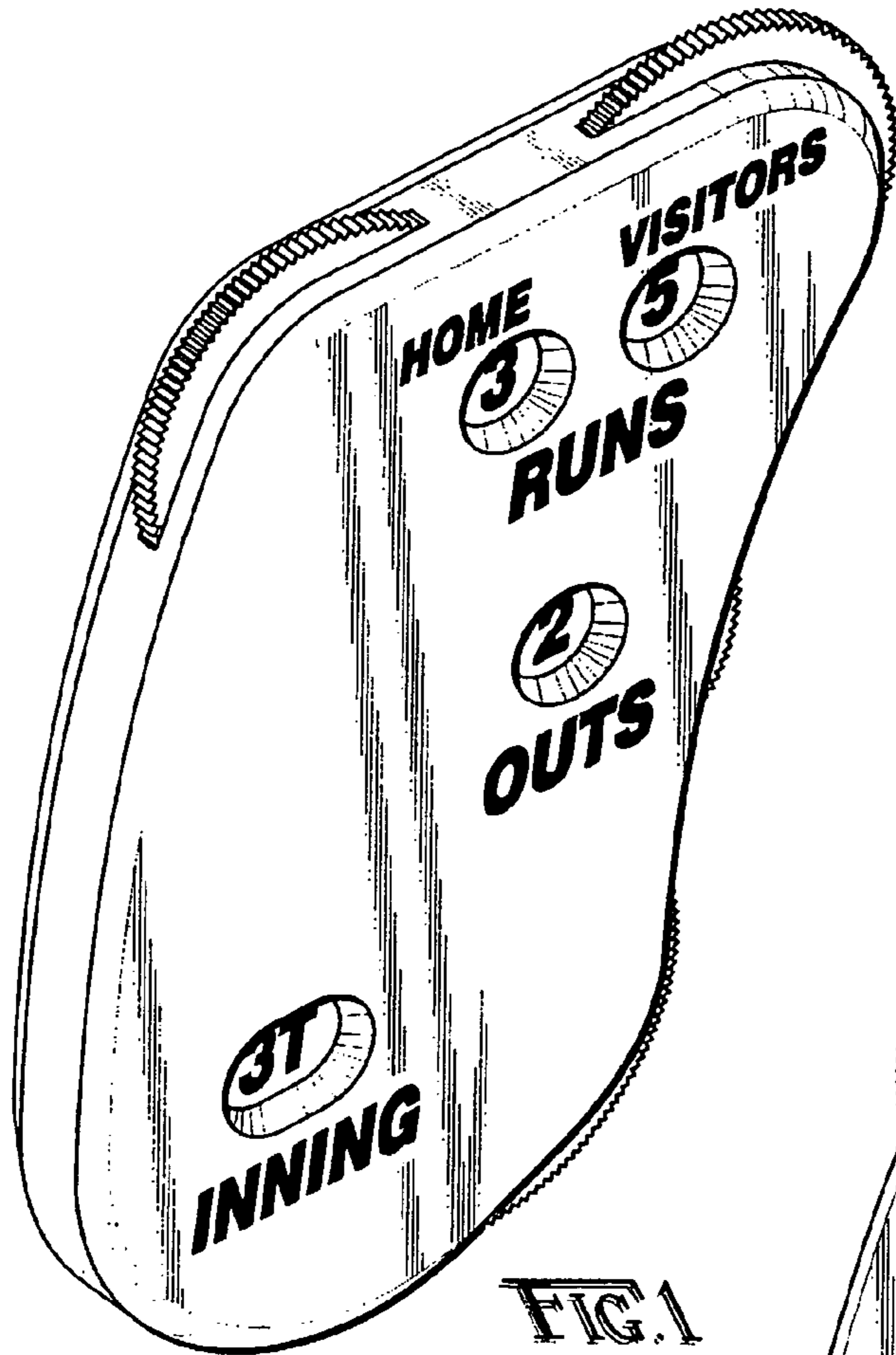


FIG. 1

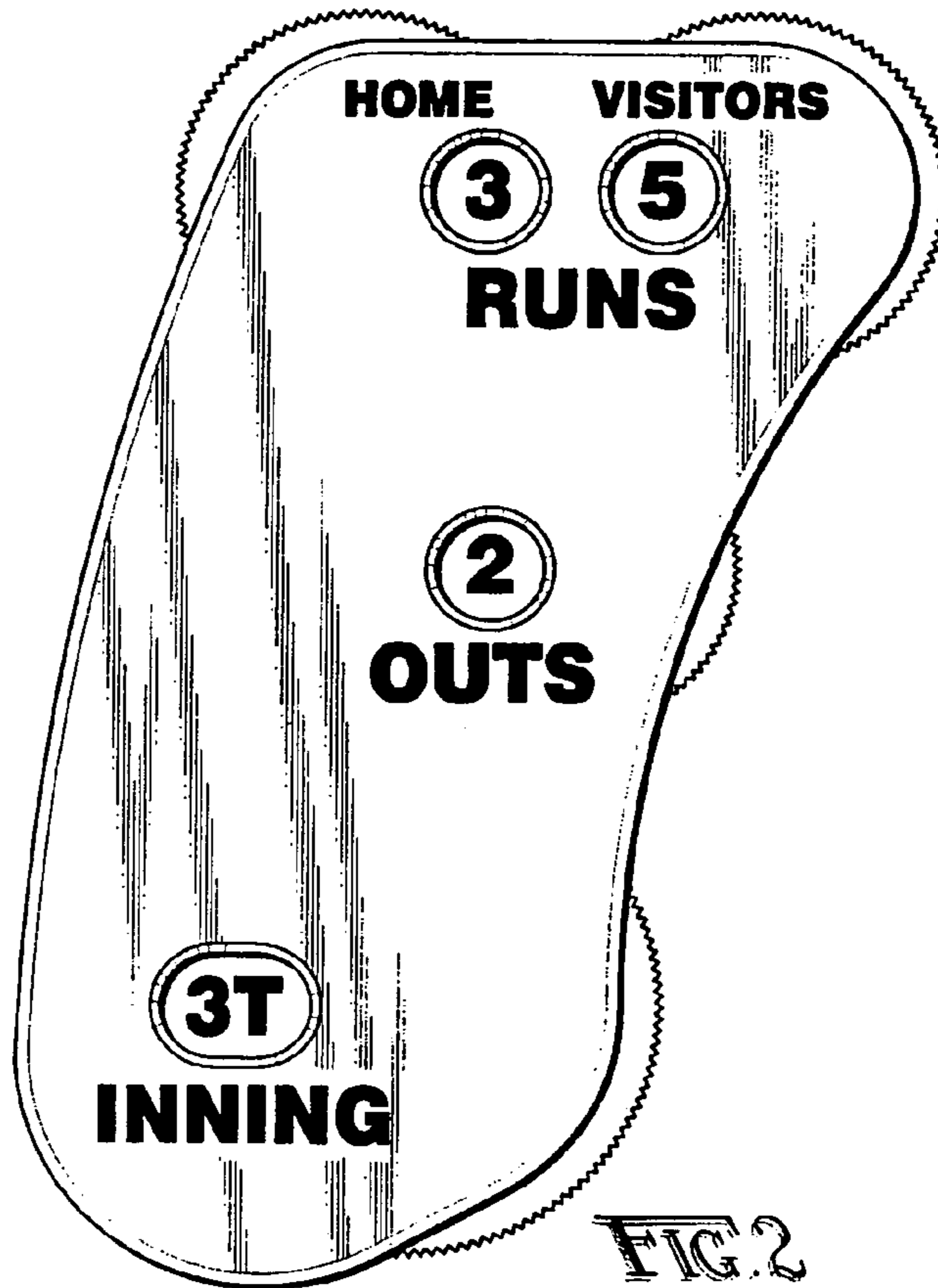


FIG. 2

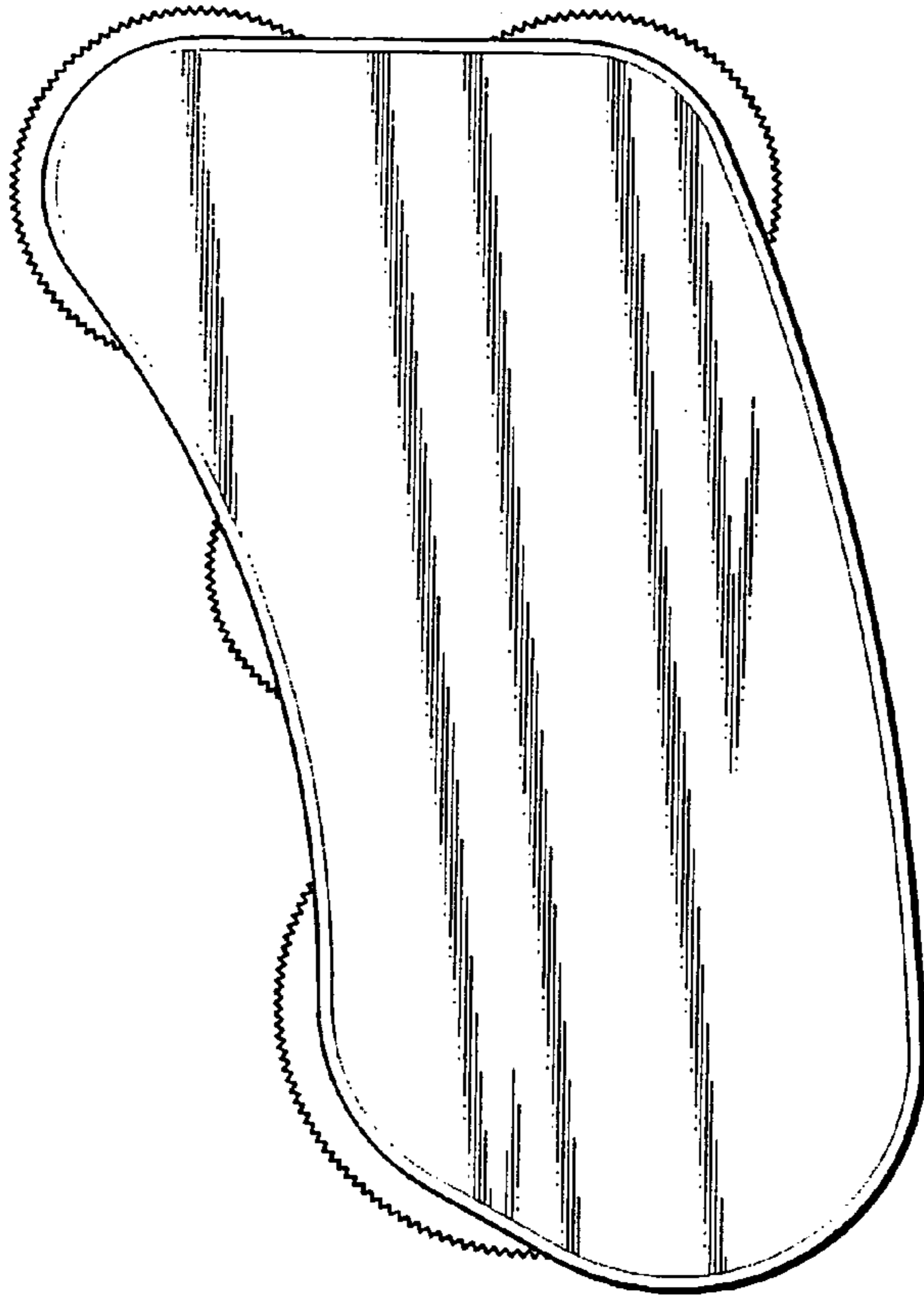


FIG. 3




FIG. 4

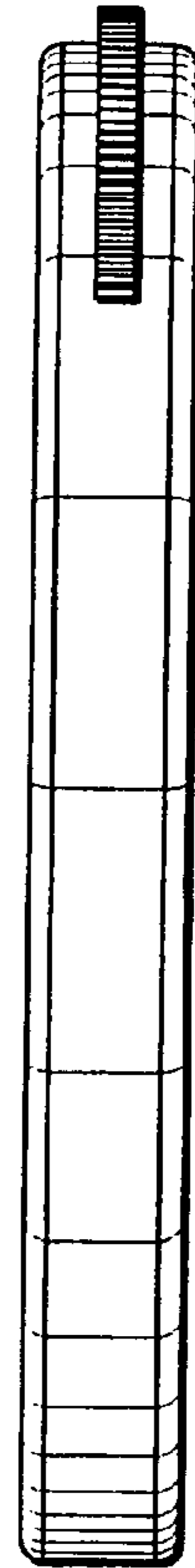


FIG. 5

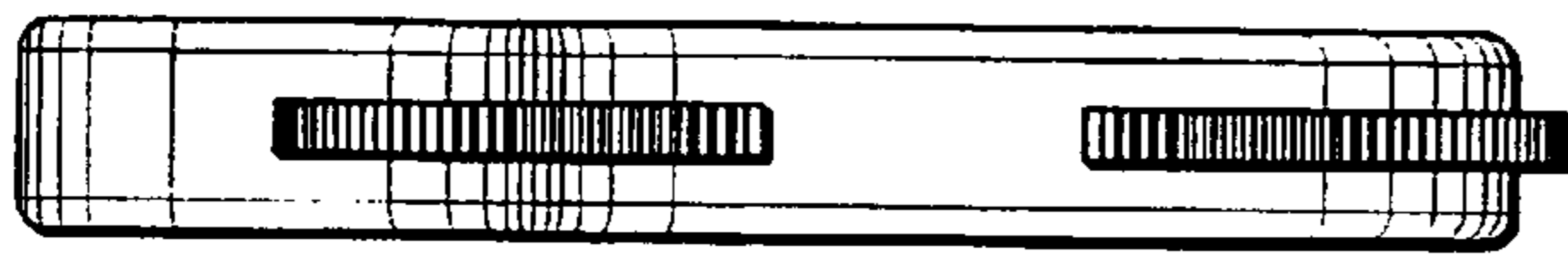


FIG. 6

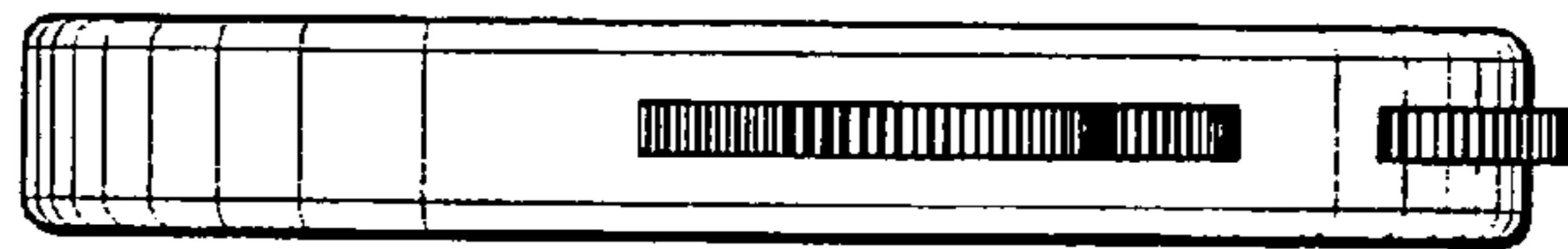


FIG. 7