

US00D545692S

(12) **United States Design Patent**  
**Bhavnani**

(10) **Patent No.:** **US D545,692 S**

(45) **Date of Patent:** **\*\* Jul. 3, 2007**

(54) **MESSAGE BOARD CLOCK**

(75) Inventor: **Dilip Bhavnani**, Beverly Hills, CA  
(US)

(73) Assignee: **Sun Coast Merchandise Corporation**,  
Commerce, CA (US)

(\*\*) Term: **14 Years**

(21) Appl. No.: **29/256,081**

(22) Filed: **Mar. 14, 2006**

(51) **LOC (8) Cl.** ..... **10-01**

(52) **U.S. Cl.** ..... **D10/2; D10/15**

(58) **Field of Classification Search** ..... D10/1-29;  
368/276-278, 285, 316, 317, 10, 28-30,  
368/82-84, 239-242, 223, 226, 243-247,  
368/250; D14/341, 345; D19/52; D6/300,  
D6/310, 312, 314

See application file for complete search history.

(56) **References Cited**

**U.S. PATENT DOCUMENTS**

D259,184 S *	5/1981	Francis et al.	.....	D10/15
D301,309 S *	5/1989	Houlihan	.....	D10/15
D310,919 S *	10/1990	Sakai	.....	D6/311
D329,609 S *	9/1992	Wolff	.....	D10/2
D346,366 S *	4/1994	Kim et al.	.....	D14/342
D375,902 S *	11/1996	Wong	.....	D10/15
5,691,932 A *	11/1997	Reiner et al.	.....	368/10
6,069,848 A *	5/2000	McDonald et al.	.....	368/107

D452,656 S *	1/2002	So	.....	D10/15
D460,759 S *	7/2002	West et al.	.....	D14/374
D480,083 S *	9/2003	Borsboom et al.	.....	D14/371
D500,252 S *	12/2004	Hsu	.....	D10/18
D511,110 S *	11/2005	Rodela	.....	D10/40
D524,308 S *	7/2006	Lai	.....	D14/346
7,106,578 B2 *	9/2006	Chen	.....	361/681

**OTHER PUBLICATIONS**

U.S. Appl. No. 29/246,892, Dilip Bhavnani.

\* cited by examiner

*Primary Examiner*—Lucy Lieberman

(74) *Attorney, Agent, or Firm*—The Soni Law Firm

(57) **CLAIM**

The ornamental design for a message board clock, as shown and described.

**DESCRIPTION**

FIG. 1 is a front and right side perspective view of a message board clock showing my new design;

FIG. 2 is a front elevational view thereof;

FIG. 3 is a top plan view thereof;

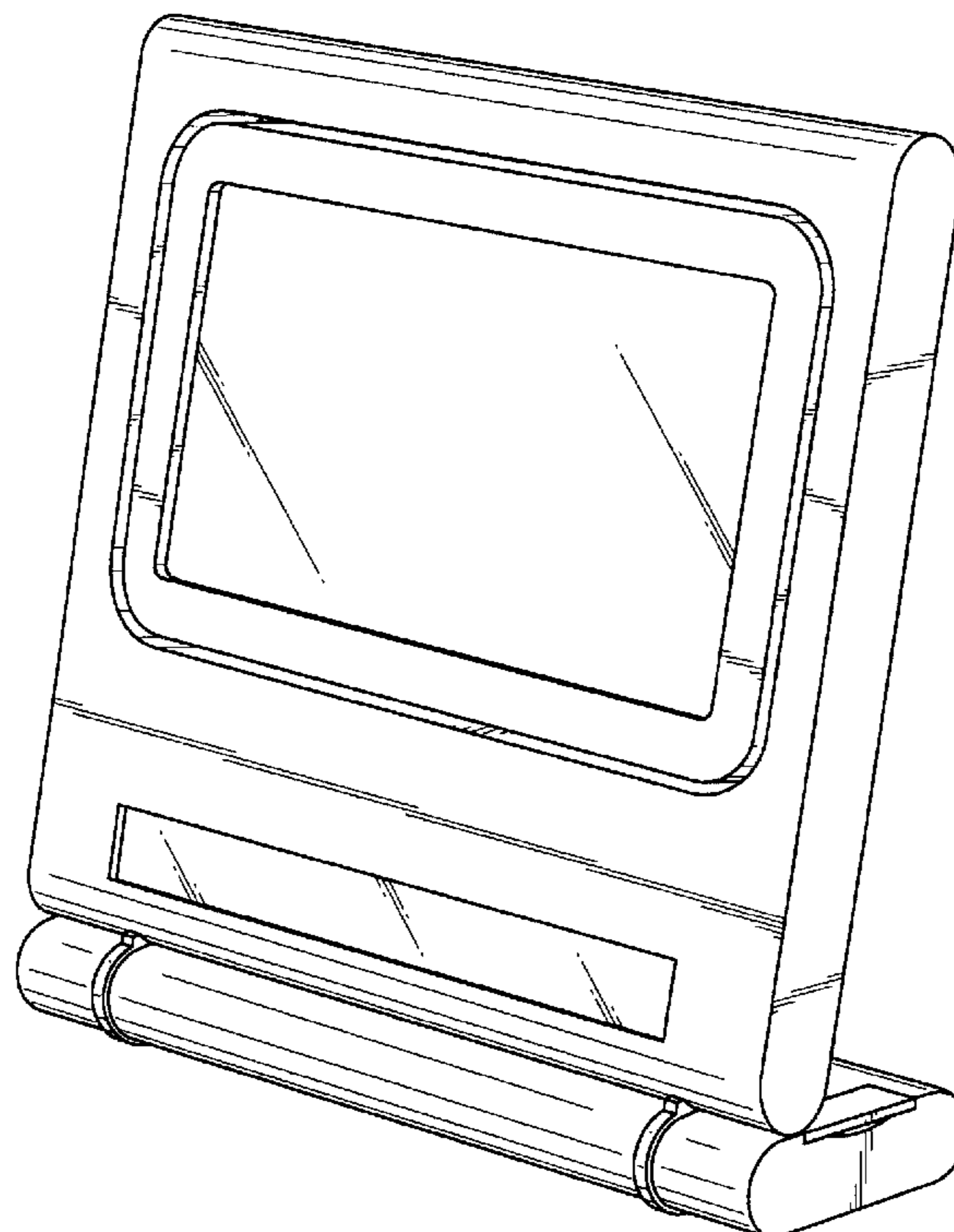
FIG. 4 is a right side elevation thereof;

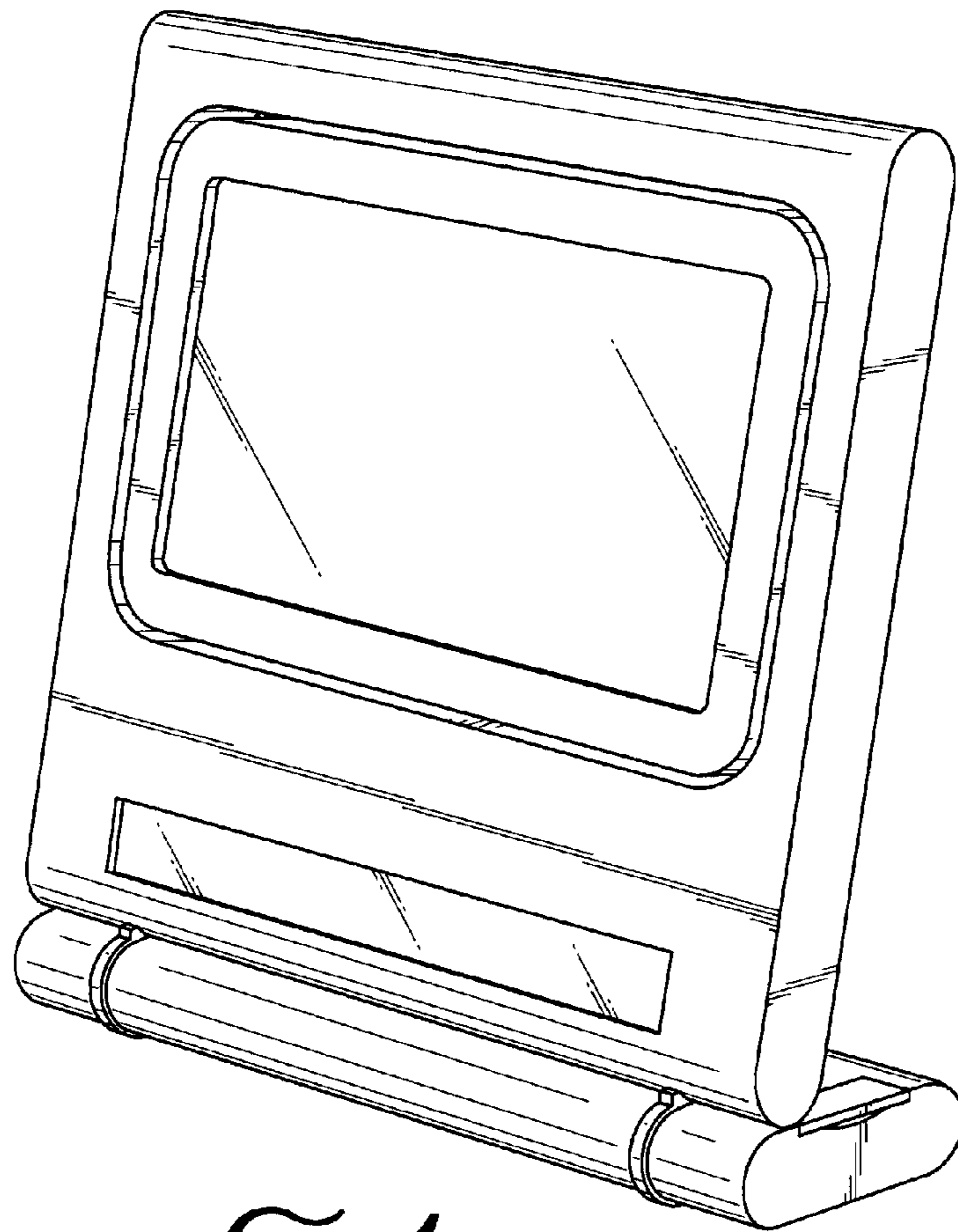
FIG. 5 is a left side elevation thereof;

FIG. 6 is a back elevational view thereof; and,

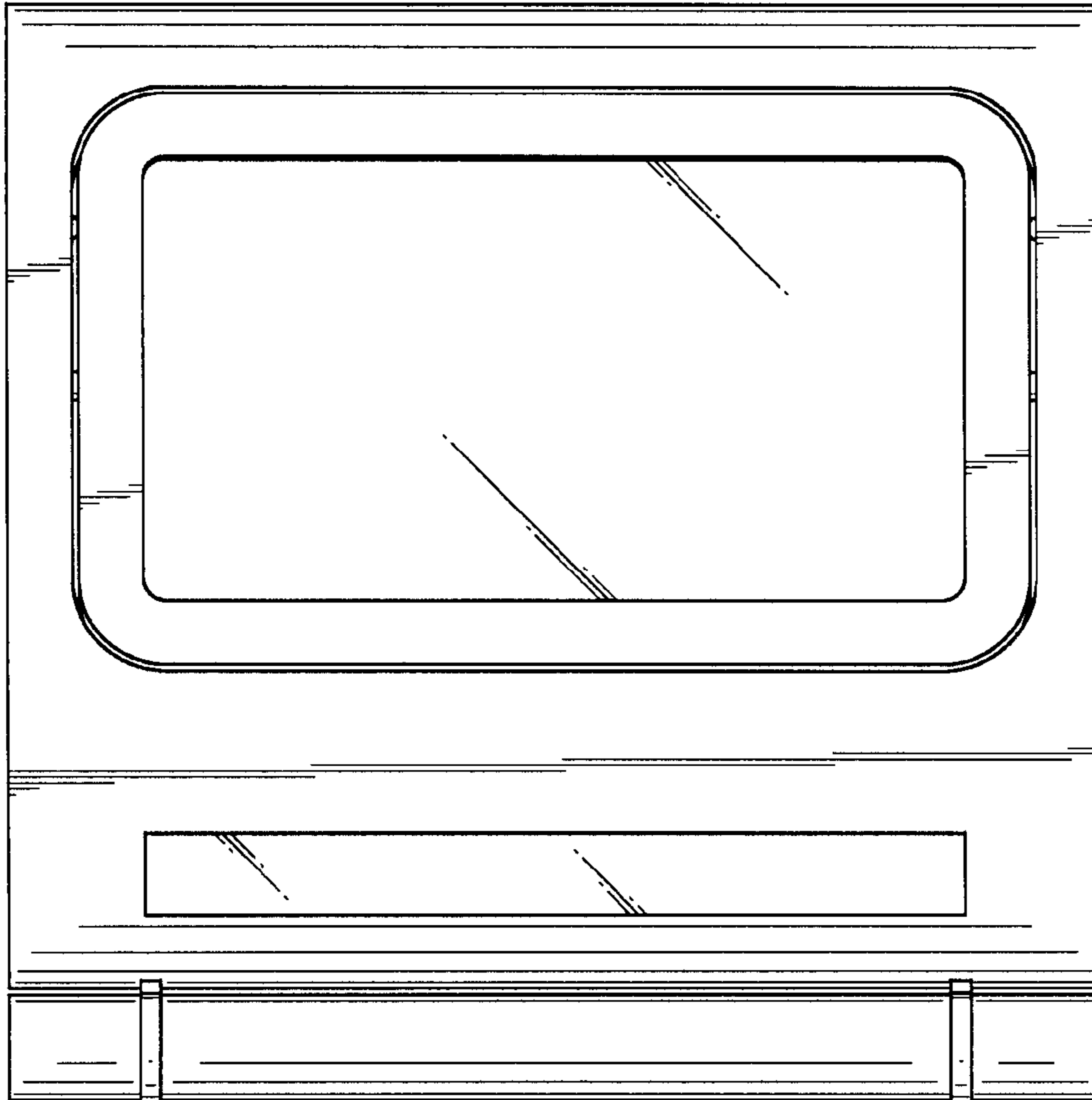
FIG. 7 is a bottom plan view thereof.

**1 Claim, 4 Drawing Sheets**






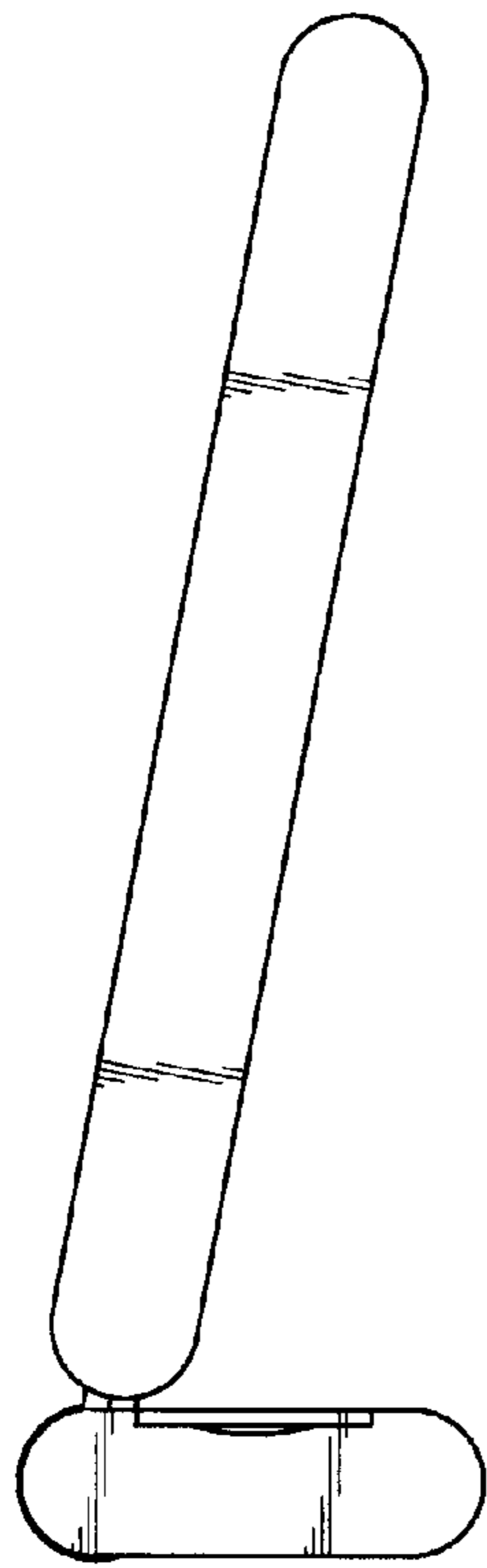
*FIG. 1*



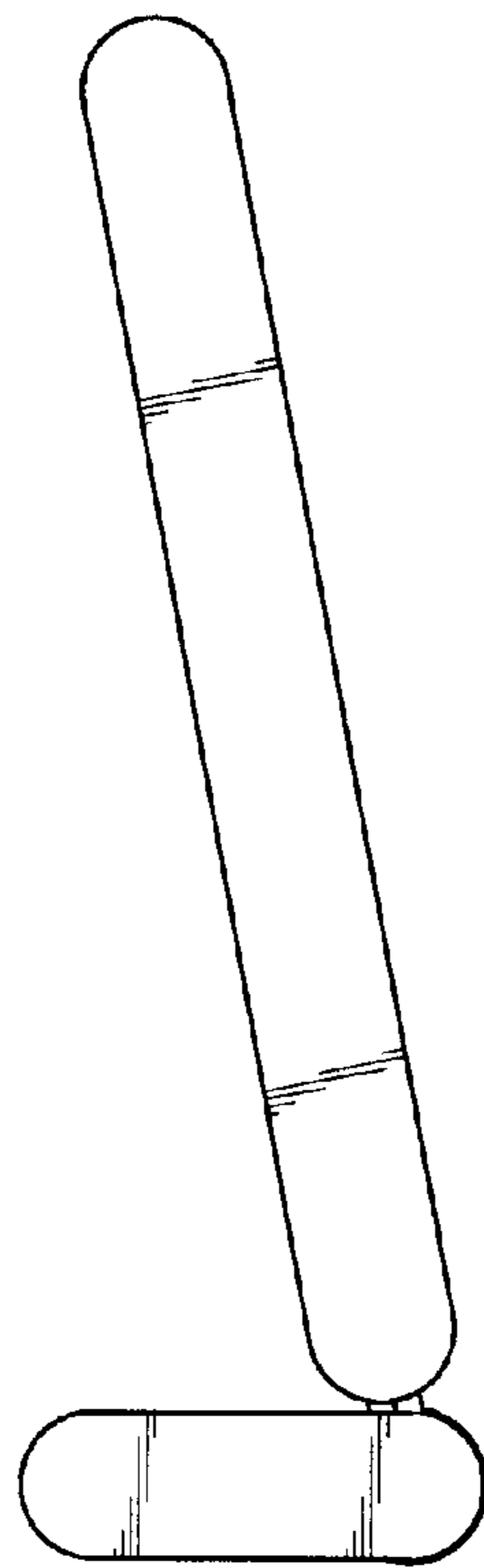
*FIG. 2*



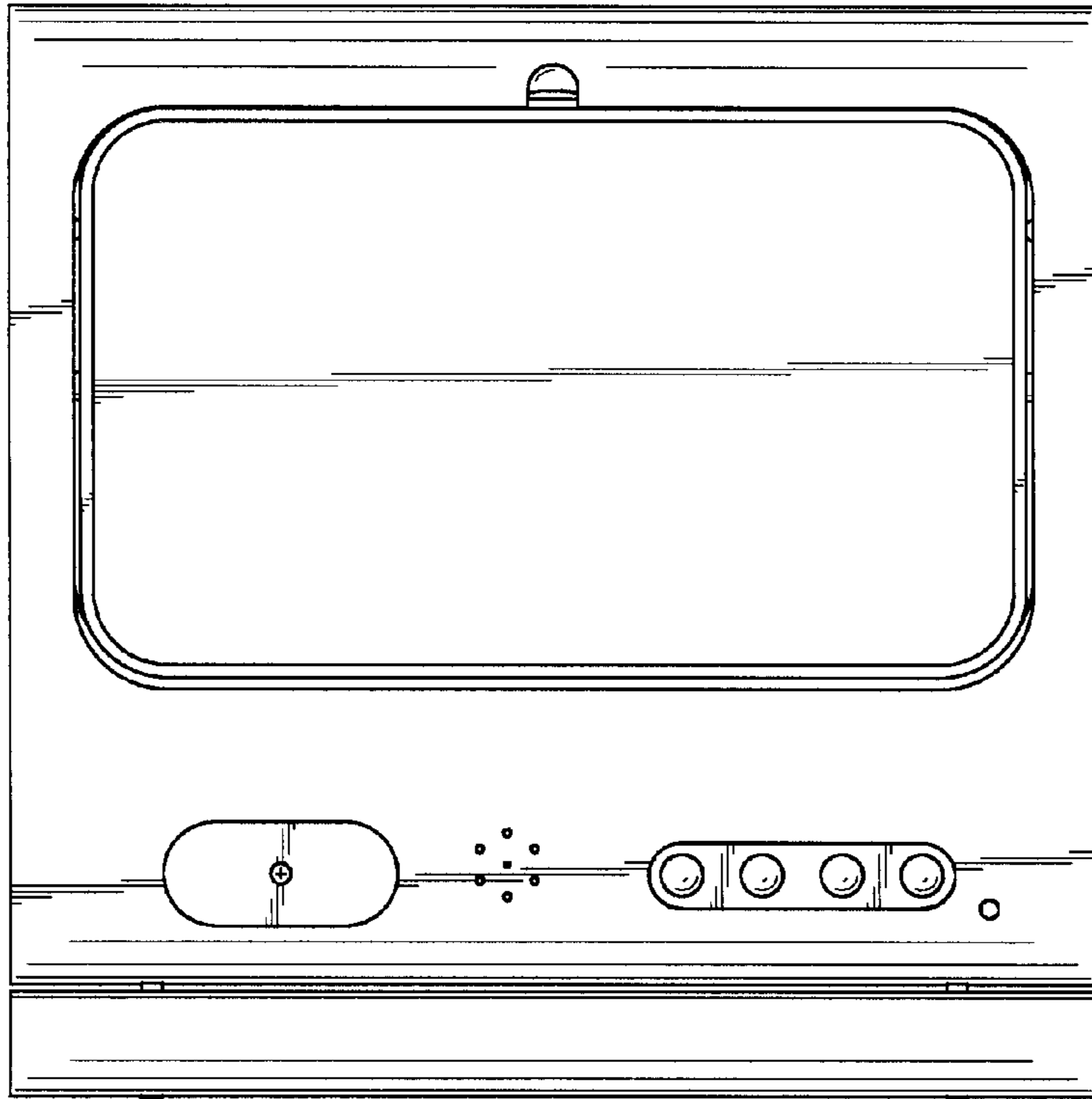
*FIG. 3*



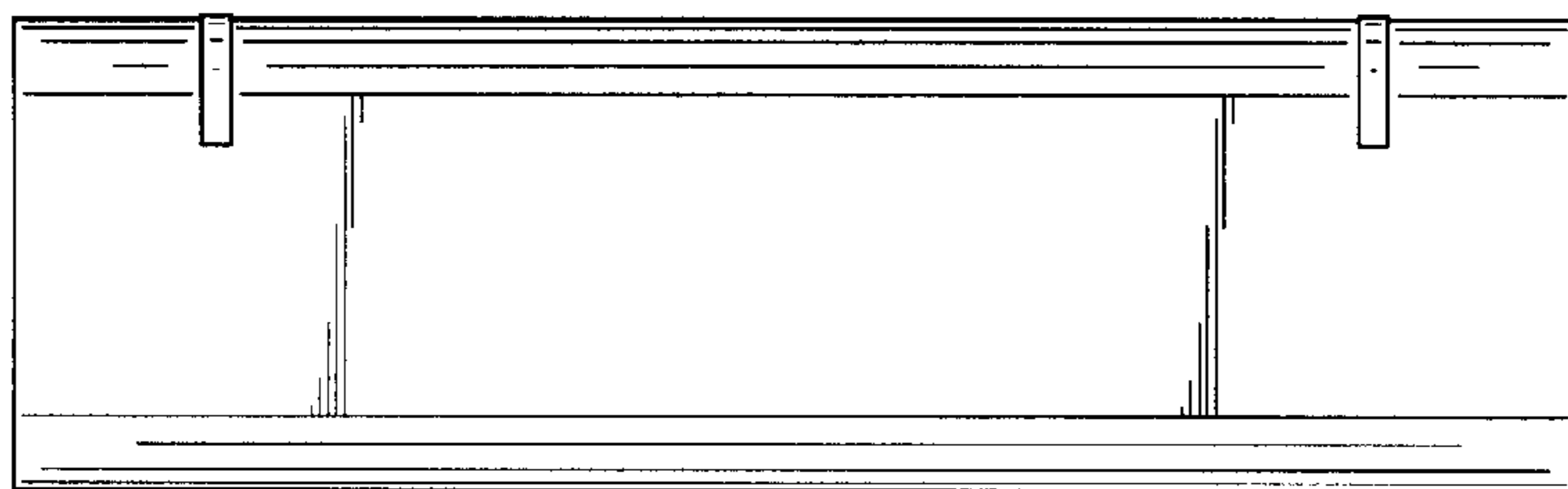
*FIG. 4*



*FIG. 5*



*FIG. 6*



*FIG. 7*