

US00D545688S

(12) **United States Design Patent** (10) **Patent No.:** **US D545,688 S**  
**Donovan** (45) **Date of Patent:** **\*\* Jul. 3, 2007**

(54) **PILL CRUSHER POUCH** 2002/0106429 A1\* 8/2002 Mudar et al. .... 426/129

(76) Inventor: **James A. Donovan**, 8805 Roberts Rd.,  
Odessa, FL (US) 33556

\* cited by examiner

(\*\*) Term: **14 Years**

*Primary Examiner*—Stella Reid

*Assistant Examiner*—Mark Goodwin

(74) *Attorney, Agent, or Firm*—John S. Munday

(21) Appl. No.: **29/237,376**

(57) **CLAIM**

(22) Filed: **Aug. 29, 2005**

The ornamental design for a pill crusher pouch, as shown and described.

(51) **LOC (8) Cl.** ..... **09-05**

(52) **U.S. Cl.** ..... **D9/703**

(58) **Field of Classification Search** ..... D9/702,  
D9/703, 705, 707, 709; D3/201–205; 241/100,  
241/169.2, 169, DIG. 17; 383/38, 94, 100,  
383/102–107, 109, 116, 119, 120–122, 127,  
383/200

**DESCRIPTION**

See application file for complete search history.

FIG. 1 is a perspective view showing the pill crusher pouch of my design;

FIG. 2 is a front elevational view of my design;

FIG. 3 is a left side elevational view of my design;

FIG. 4 is a top plan view of my design;

FIG. 5 is a right side elevational view of my design;

FIG. 6 is a bottom plan view of my design; and,

FIG. 7 is a back elevational view of my design.

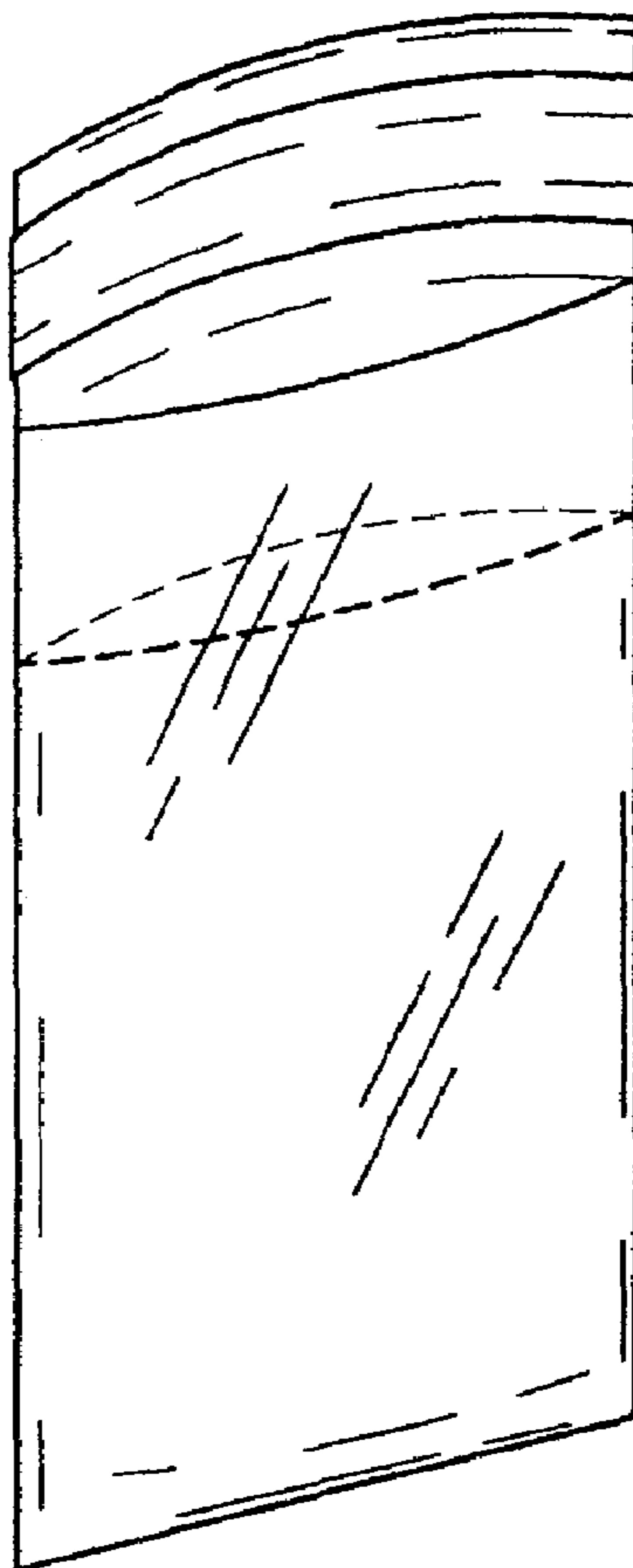
The broken line showing in FIGS. 1–3, 5, and 7 represents a perforation in the pouch.

(56) **References Cited**

U.S. PATENT DOCUMENTS

|           |     |         |                       |         |
|-----------|-----|---------|-----------------------|---------|
| 3,650,461 | A * | 3/1972  | Hutcheson et al. .... | 383/200 |
| D385,487  | S * | 10/1997 | Gonthier .....        | D9/704  |
| 5,863,001 | A * | 1/1999  | Schulze .....         | 241/30  |
| 5,952,025 | A * | 9/1999  | Yannuzzi, Jr. ....    | 426/107 |
| D432,907  | S * | 10/2000 | Hyde .....            | D9/703  |
| D497,543  | S * | 10/2004 | Buckley .....         | D9/703  |

**1 Claim, 2 Drawing Sheets**



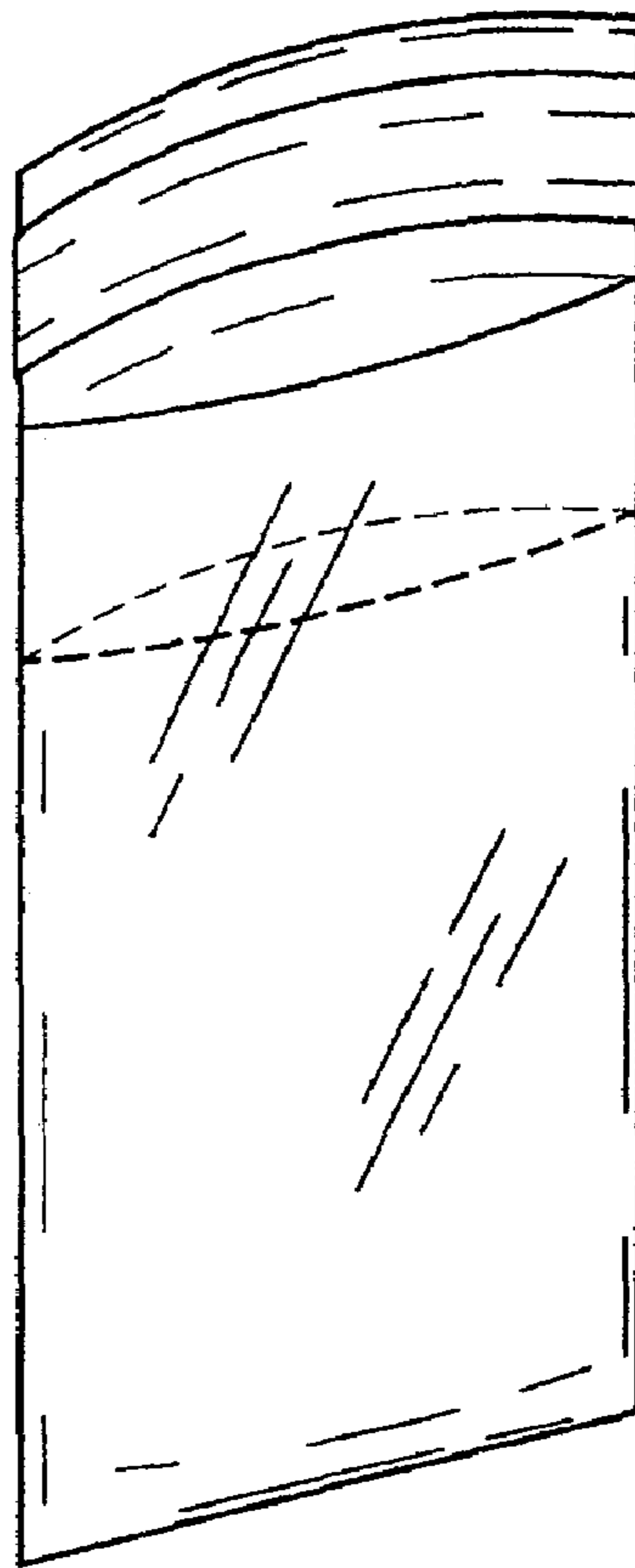


FIG. 1

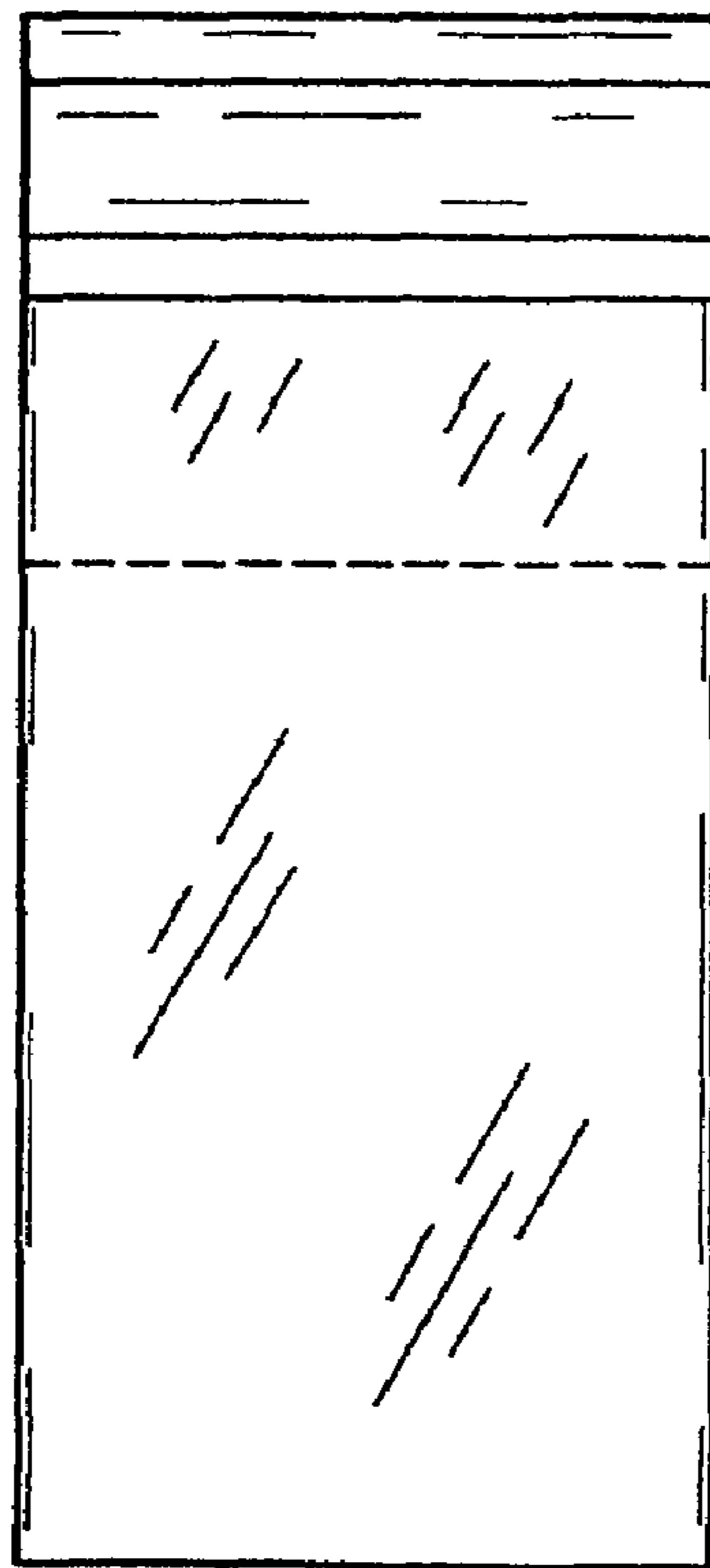


FIG. 2



FIG. 3

FIG. 4

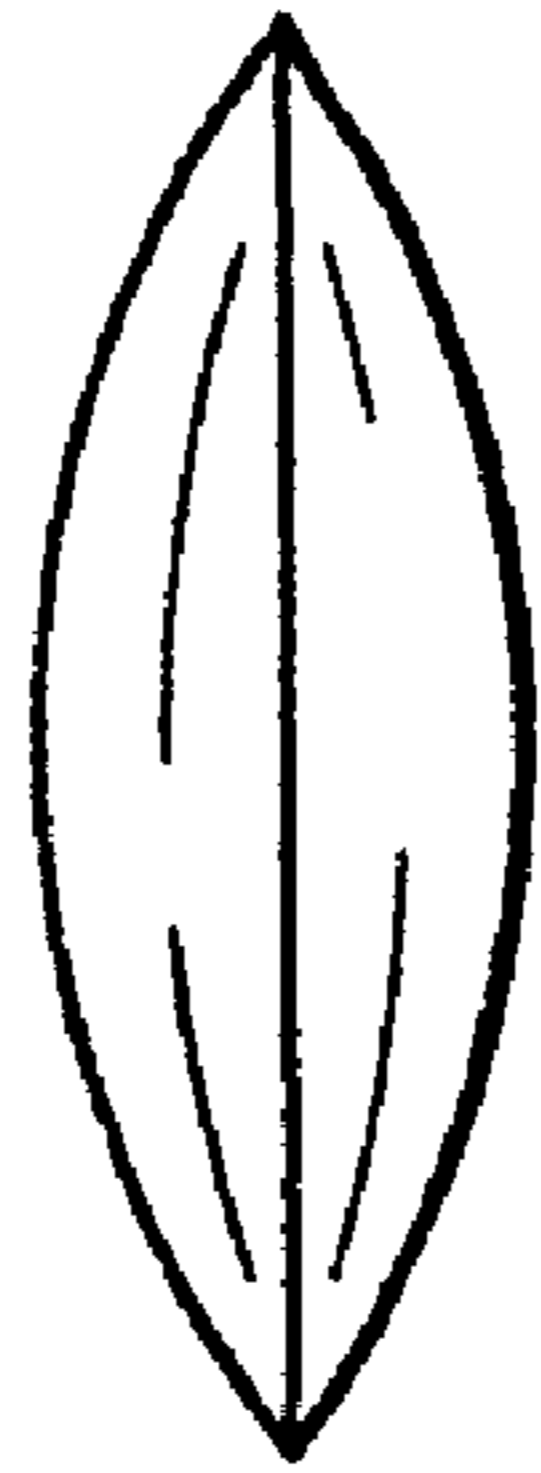


FIG. 5

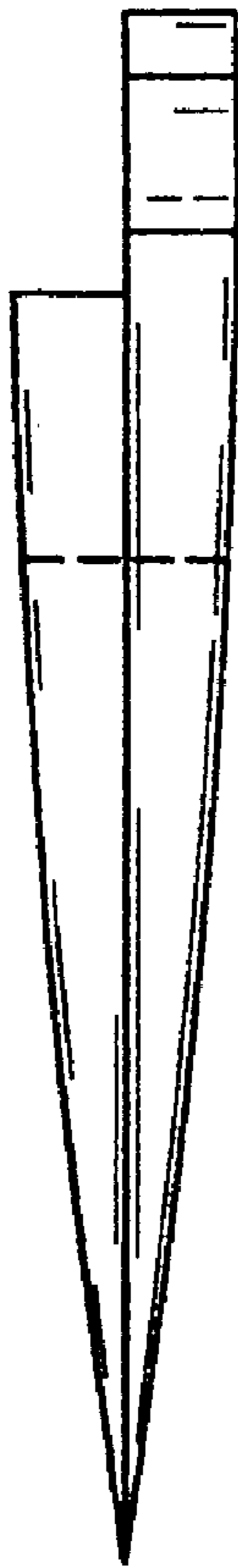


FIG. 6

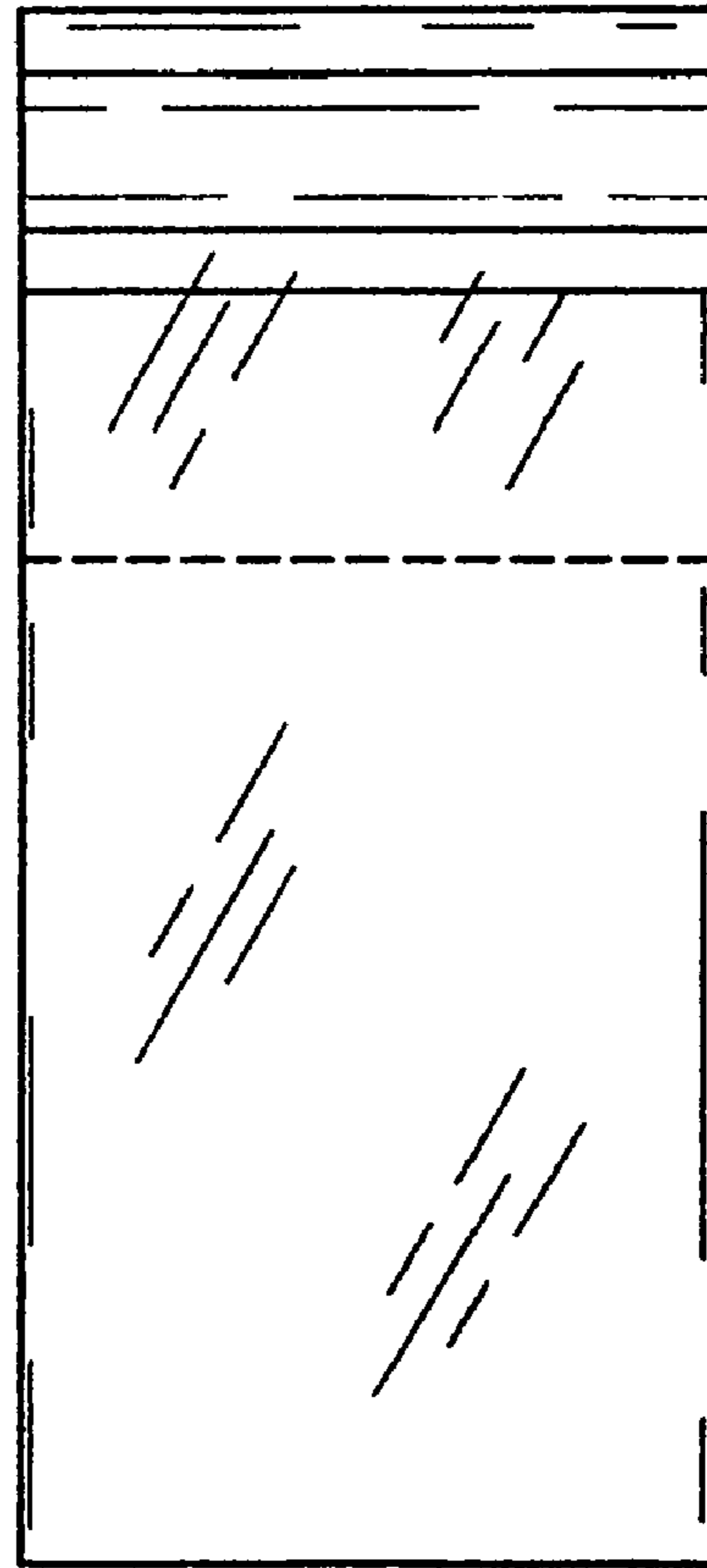
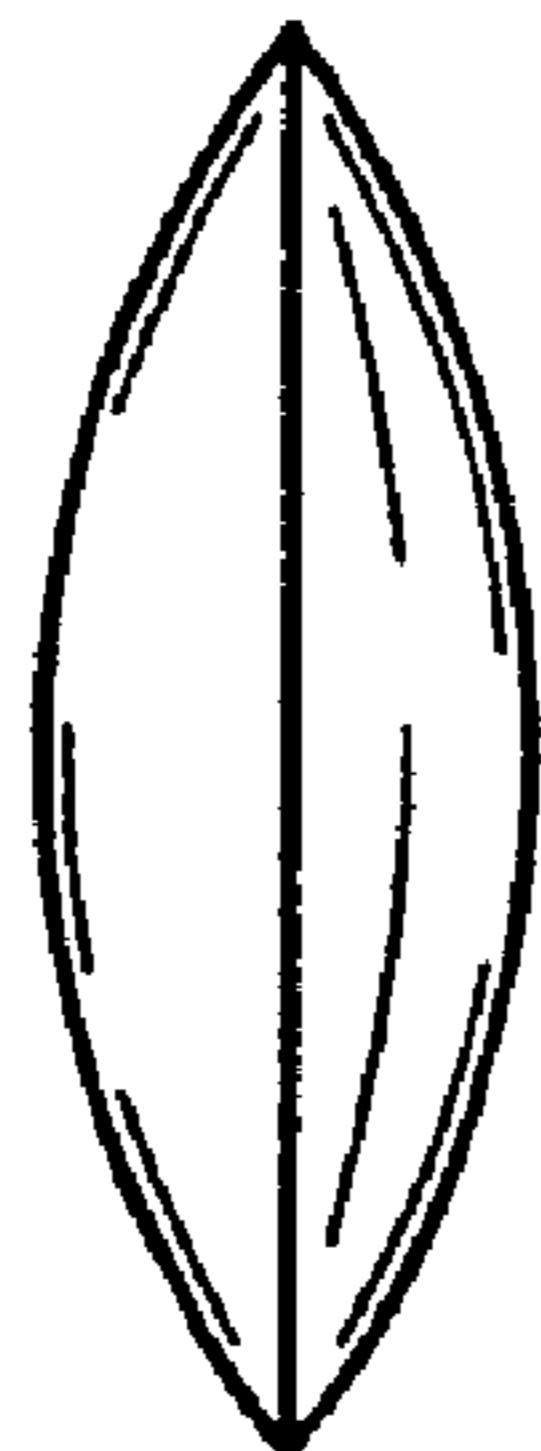


FIG. 7