



US00D545681S

(12) **United States Design Patent** (10) **Patent No.:** **US D545,681 S**  
**Cardinal et al.** (45) **Date of Patent:** **\*\* Jul. 3, 2007**

(54) **BOTTLE**

(75) Inventors: **Keith Anthony Cardinal**, Gilbert, AZ (US); **Sheldon Eric Yourist**, York, PA (US); **Henry Eric Hendrix**, Scottsdale, AZ (US)

(73) Assignee: **The Dial Corporation**, Scottsdale, AZ (US)

(\*\*) Term: **14 Years**

(21) Appl. No.: **29/264,410**

(22) Filed: **Aug. 9, 2006**

(51) **LOC (8) Cl.** ..... **09-01**

(52) **U.S. Cl.** ..... **D9/528**

(58) **Field of Classification Search** ..... D9/516,  
D9/520, 527-532, 537, 540, 543, 549, 550,  
D9/563, 572, 575; D7/321; 215/40, 41,  
215/200, 205, 217, 318, 223, 241, 379, 380,  
215/382-385, 396, 398; 220/200, 260, 890;  
222/92, 109, 210, 212, 215, 568

See application file for complete search history.

(56) **References Cited**

**U.S. PATENT DOCUMENTS**

D333,098 S \* 2/1993 Hestehave et al. .... D9/531  
D390,114 S \* 2/1998 Young ..... D9/520  
D409,494 S \* 5/1999 Frazer ..... D9/520  
D417,622 S \* 12/1999 Johnson et al. .... D9/528

D439,520 S 3/2001 Walther et al.  
D458,541 S \* 6/2002 Steiger et al. .... D9/528  
D474,114 S 5/2003 Vlahakis et al.  
D486,738 S 2/2004 Wiper  
D490,319 S \* 5/2004 Wiper ..... D9/528  
D496,865 S \* 10/2004 Roubal et al. .... D9/528  
D498,142 S \* 11/2004 Hong et al. .... D9/528  
D507,972 S 8/2005 Kitamura et al.  
D530,601 S \* 10/2006 Zboch et al. .... D9/434

\* cited by examiner

*Primary Examiner*—Mitchell Siegel

*Assistant Examiner*—Shanda C. Hill

(74) *Attorney, Agent, or Firm*—A. Kate Huffman; Paul A. Pappalardo

(57) **CLAIM**

The ornamental design for a bottle, as shown and described.

**DESCRIPTION**

FIG. 1 is a right, front, upper perspective view of a bottle embodying our new design;

FIG. 2 is a front elevation view thereof;

FIG. 3 is a rear elevation view thereof;

FIG. 4 is a right side elevation view thereof;

FIG. 5 is a left side elevation view thereof;

FIG. 6 is a top plan view thereof; and,

FIG. 7 is a bottom plan view thereof.

**1 Claim, 6 Drawing Sheets**





FIG. 1

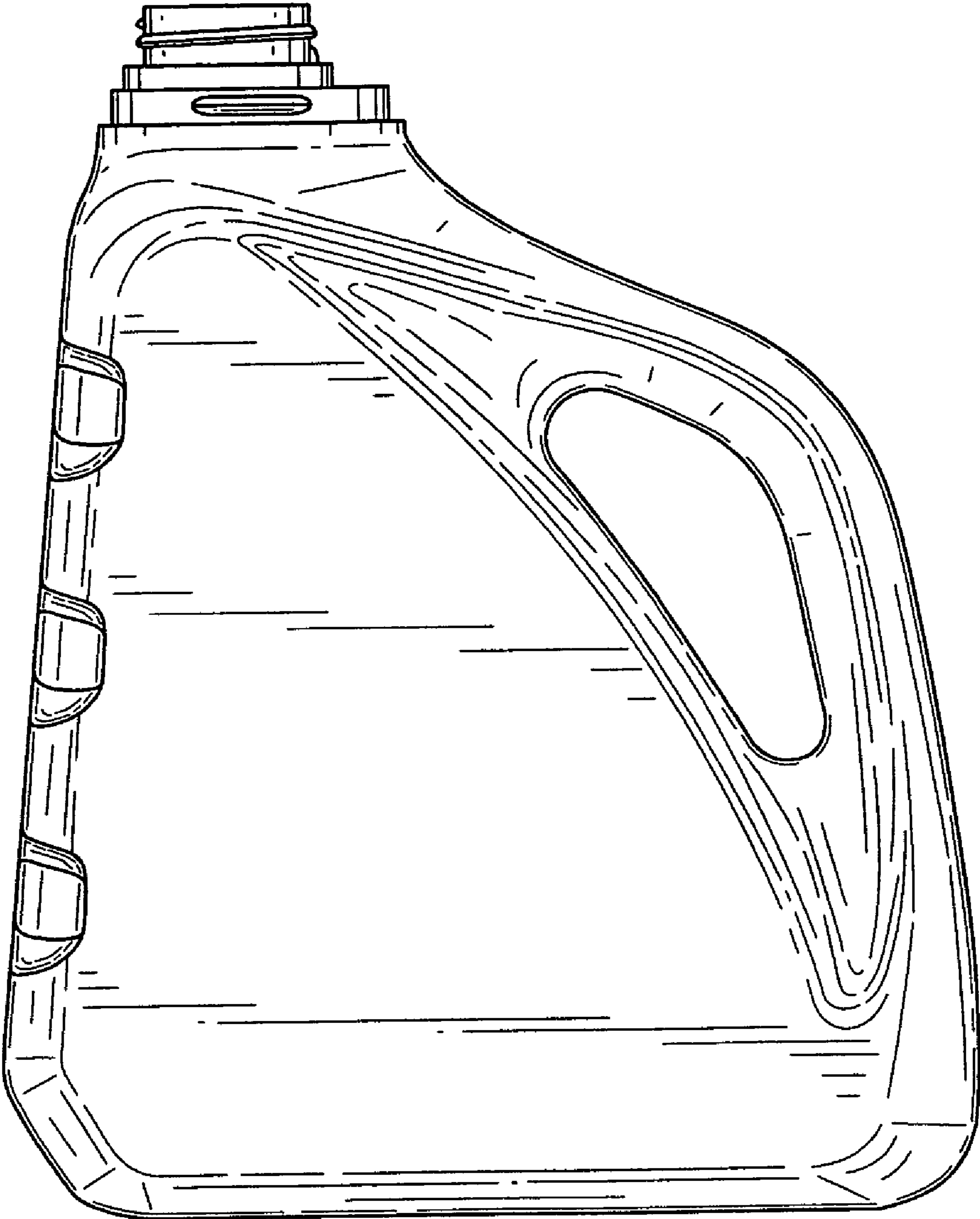


FIG.2

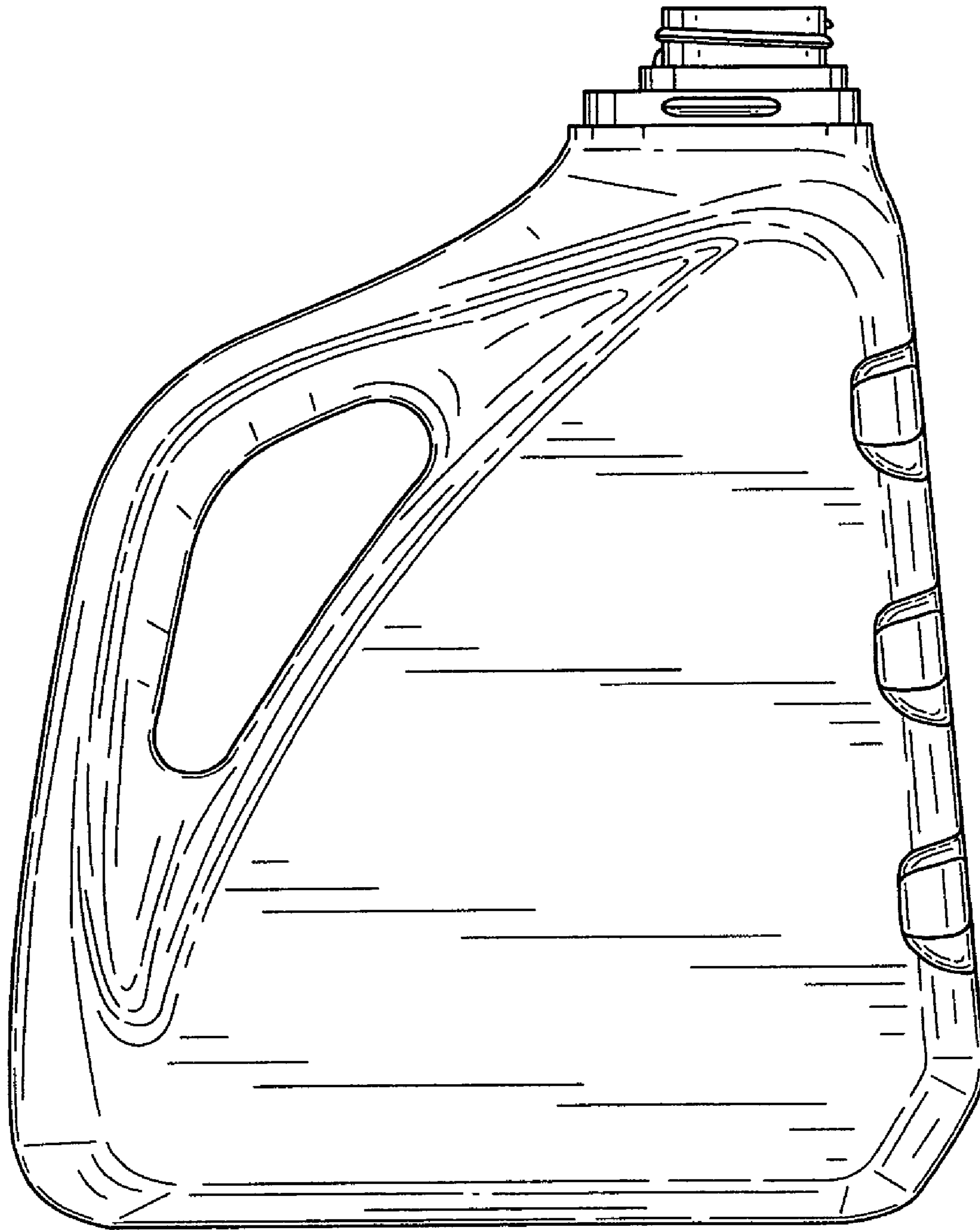


FIG.3

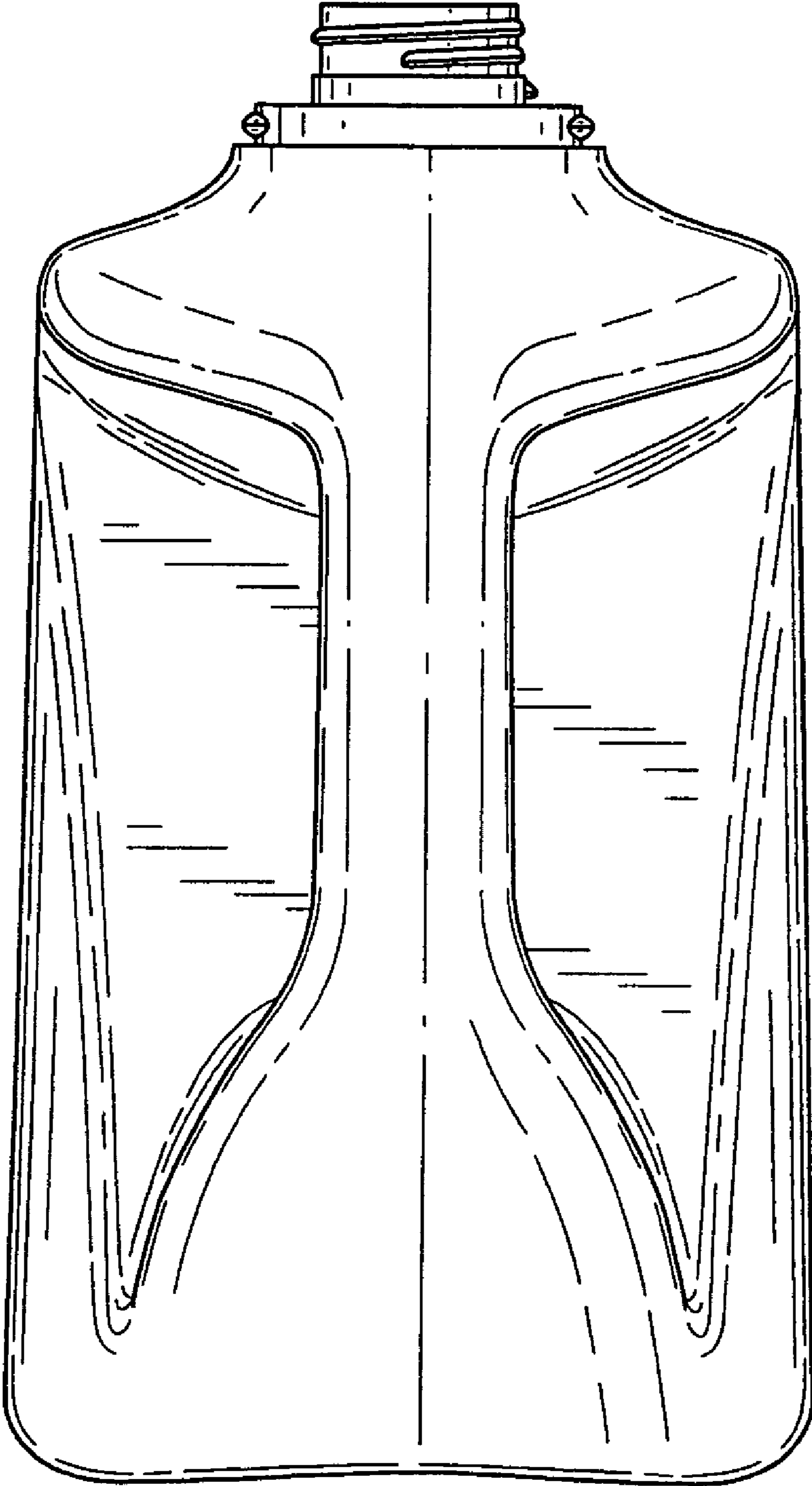


FIG.4



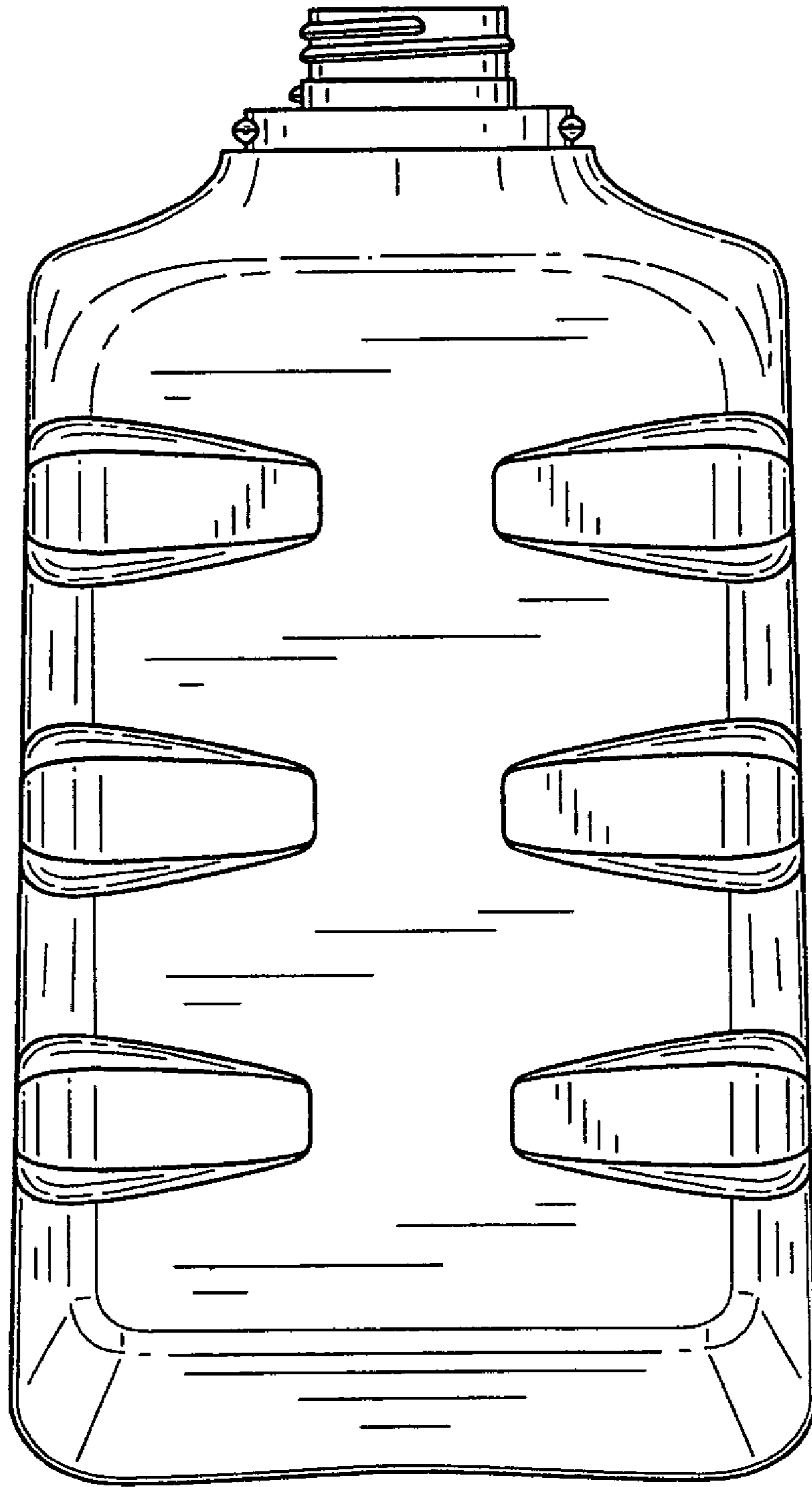


FIG.5

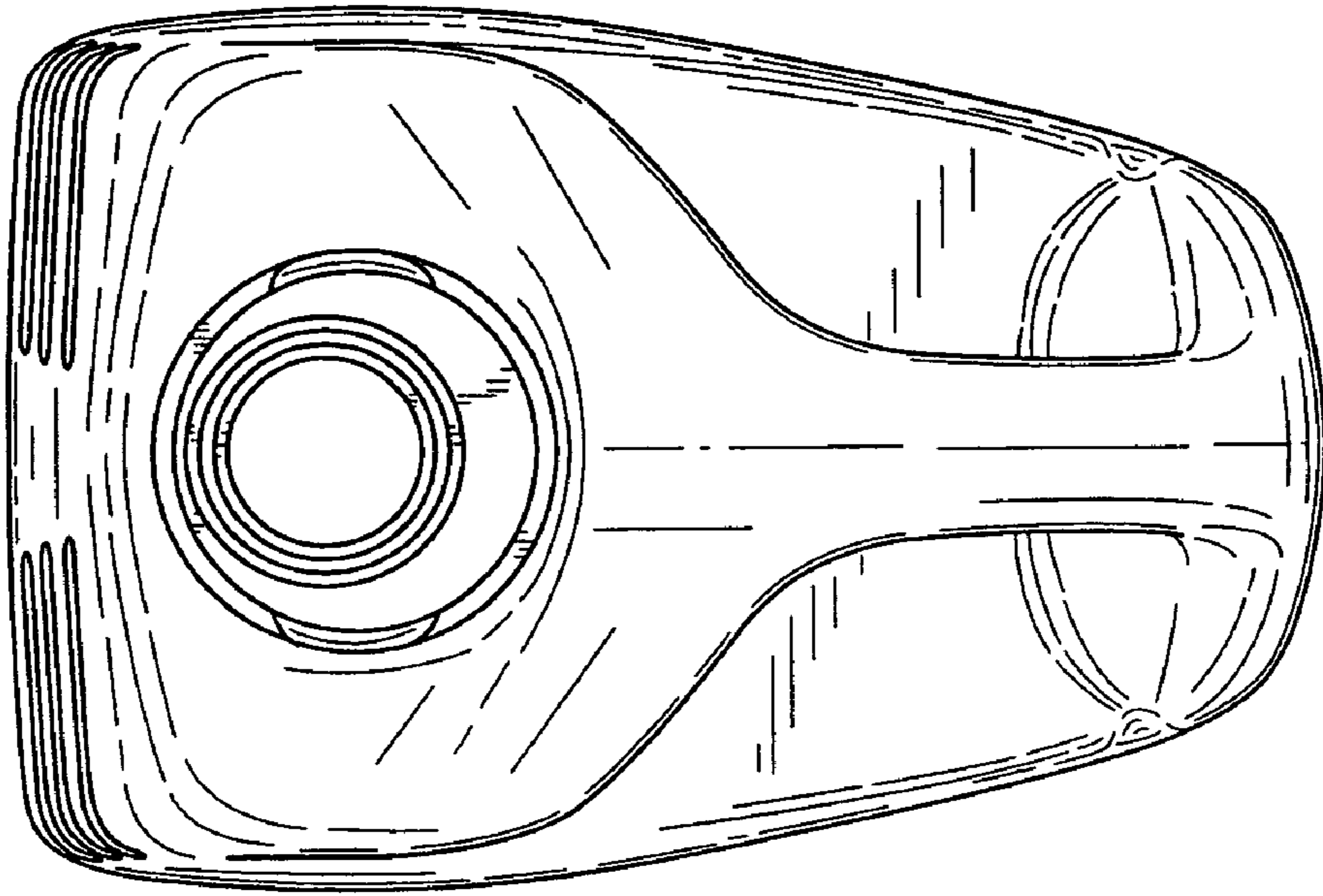


FIG.6

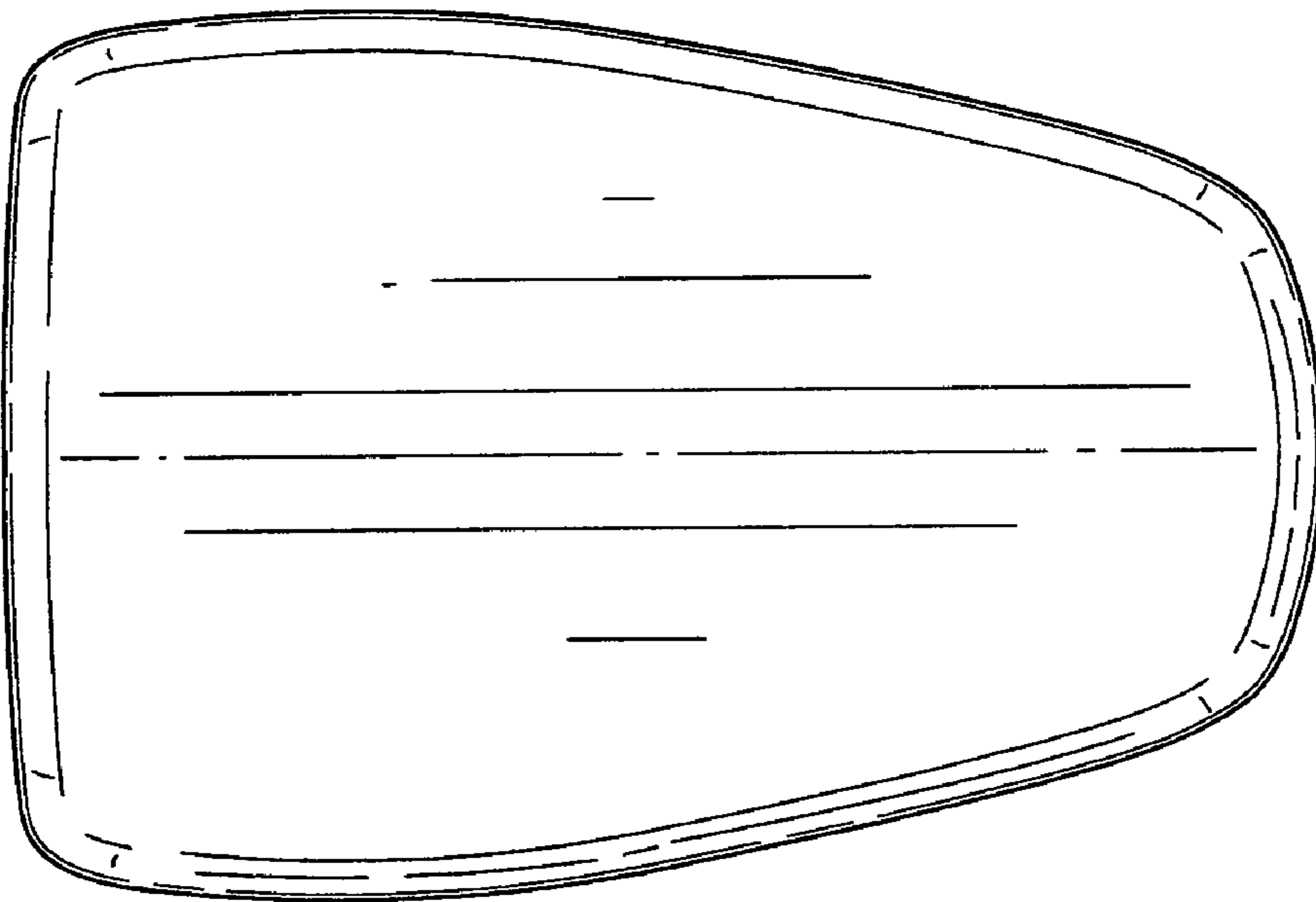


FIG.7