



US00D545680S

(12) **United States Design Patent**  
**Cha et al.**

(10) **Patent No.: US D545,680 S**

(45) **Date of Patent: \*\* Jul. 3, 2007**

(54) **BOTTLE**

(75) Inventors: **Jae Ho Cha**, Woodstock, GA (US);  
**Scott C. Biondich**, Alpharetta, GA  
(US); **Randall S. Brown**, Kennesaw,  
GA (US); **Roger Ian Moore**, Beccles  
(GB); **Christopher James Bowers**,  
Uxbridge (GB)

(73) Assignee: **The Coca-Cola Company**, Atlanta, GA  
(US)

(\*\*) Term: **14 Years**

(21) Appl. No.: **29/266,043**

(22) Filed: **Sep. 13, 2006**

(51) **LOC (8) Cl.** ..... **09-01**

(52) **U.S. Cl.** ..... **D9/519; D9/551**

(58) **Field of Classification Search** ..... D9/500,  
D9/502-505, 516, 519, 529, 545, 549, 551,  
D9/558, 564, 449, 452, 454, 643-647; 215/275,  
215/381-384, 396, 398; D28/4, 7, 76, 91.1  
See application file for complete search history.

(56) **References Cited**

**U.S. PATENT DOCUMENTS**

D69,790 S *	3/1926	Worth	.....	D9/646
D96,413 S *	7/1935	Petaja	.....	D9/645
D212,525 S *	10/1968	Kneapler	.....	D9/500
D219,126 S *	11/1970	Gortz	.....	D9/689
3,955,065 A *	5/1976	Chambon	.....	392/384
D268,008 S *	2/1983	Witt, Jr.	.....	D9/668
D273,366 S *	4/1984	Polenghi	.....	D9/645

D280,699 S *	9/1985	Martin et al.	.....	D9/645
D283,980 S *	5/1986	Haswell	.....	D9/668
D284,837 S *	7/1986	Nilsson	.....	D9/503
5,137,162 A *	8/1992	Fritz	.....	215/283 X
D342,900 S *	1/1994	Khemlani	.....	D9/519
D360,109 S *	7/1995	Blankenburg et al.	.....	D7/515
D368,858 S *	4/1996	Ricci	.....	D9/504
6,036,390 A *	3/2000	Thomas	.....	401/139
D425,785 S *	5/2000	Hirato et al.	.....	D9/689
D477,991 S *	8/2003	Dretzka	.....	D9/691
D490,304 S *	5/2004	Landers	.....	D9/668
D509,742 S *	9/2005	Biondich et al.	.....	D9/519

\* cited by examiner

*Primary Examiner*—Carol Rademaker

(74) *Attorney, Agent, or Firm*—Cheryl J. Tubach

(57) **CLAIM**

We claim the ornamental design for a bottle, as shown.

**DESCRIPTION**

FIG. 1 is a top, front perspective view of the bottle showing our new design;

FIG. 2 is a right side elevational view thereof;

FIG. 3 is a left side rear elevational view thereof;


FIG. 4 is a front elevational view thereof;

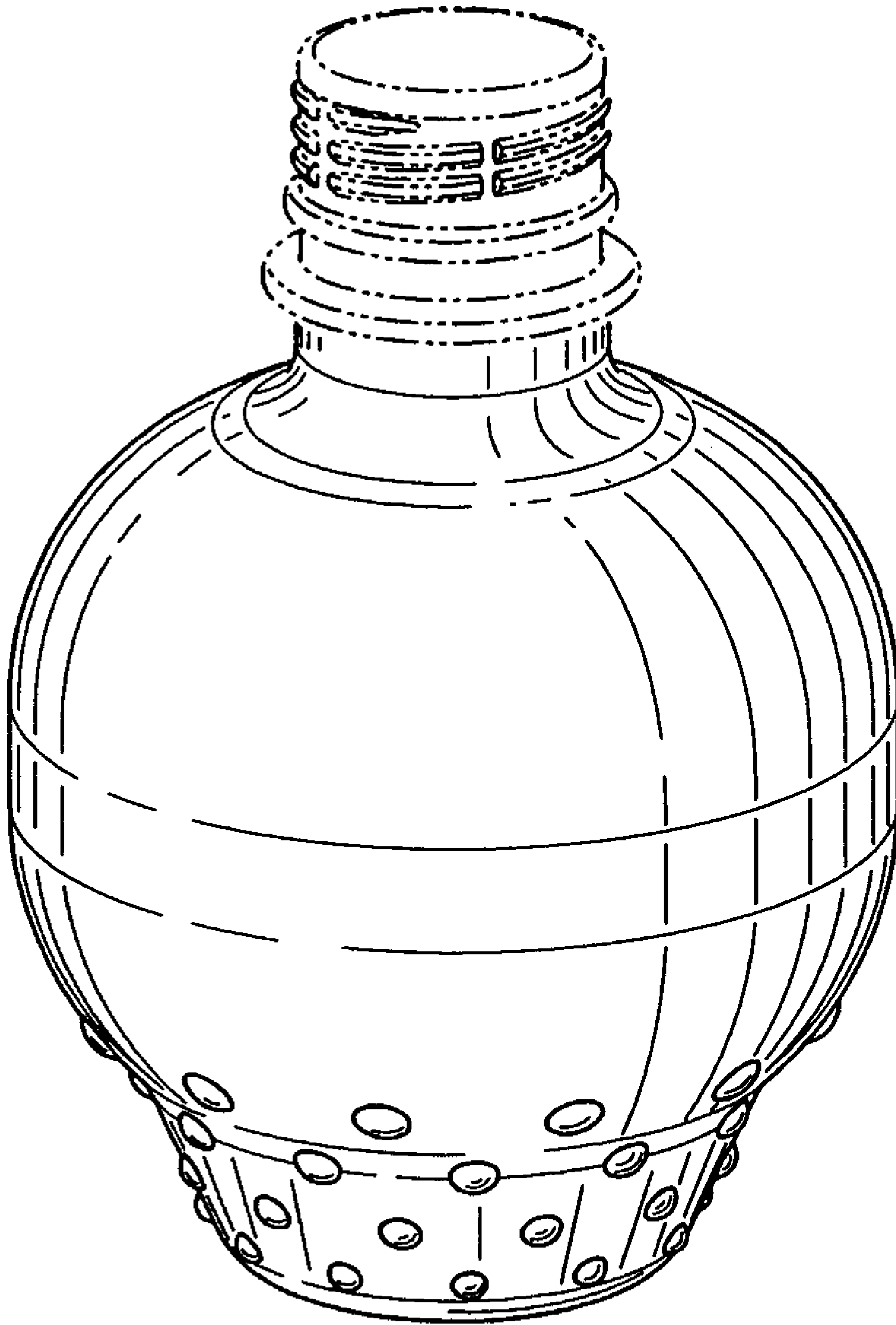
FIG. 5 is a back elevational view thereof; and,

FIG. 6 is a top plan view thereof.

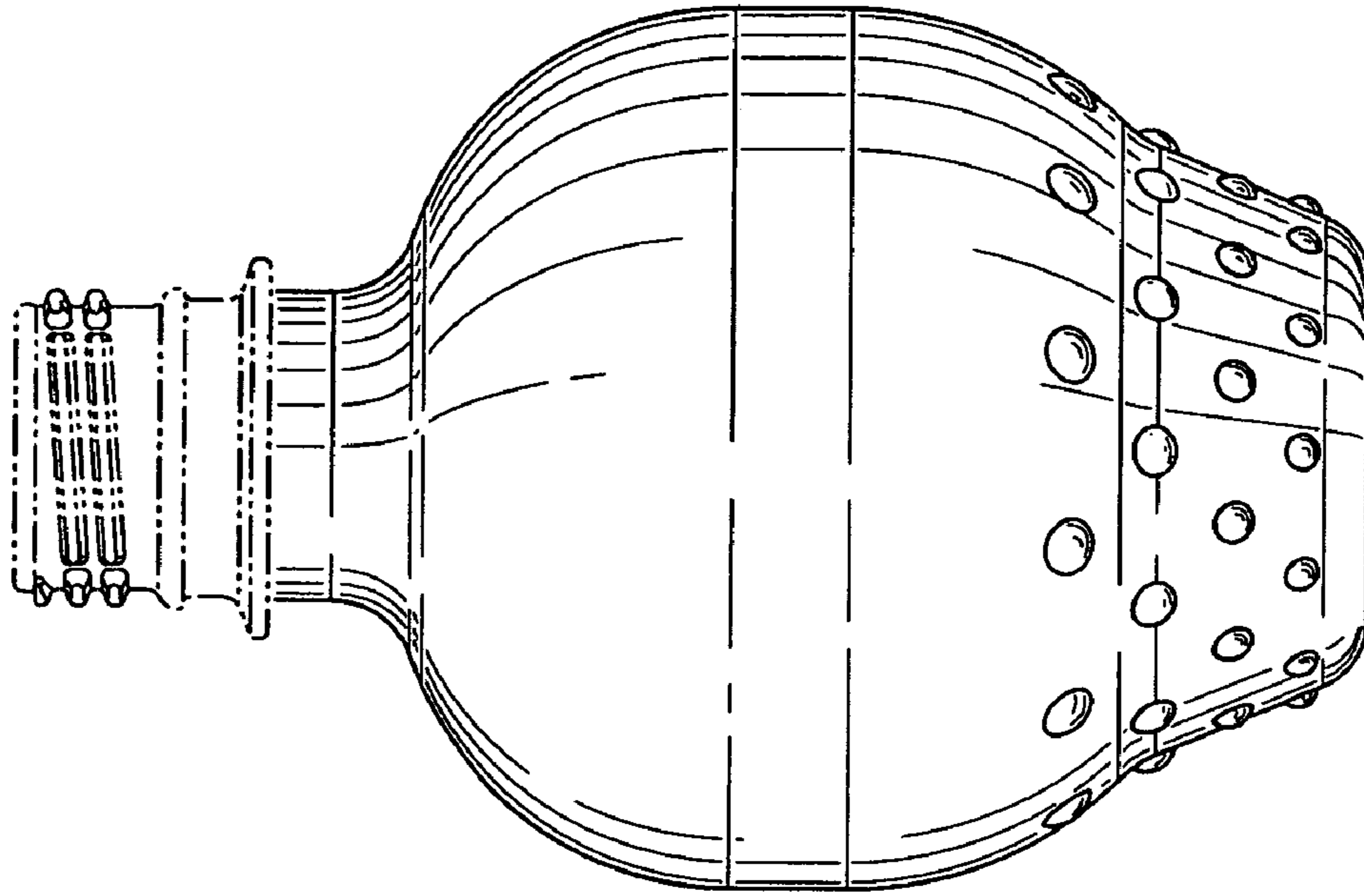
The broken lines in the drawings are for illustrative purposes only and form no part of the claimed design.

**1 Claim, 4 Drawing Sheets**

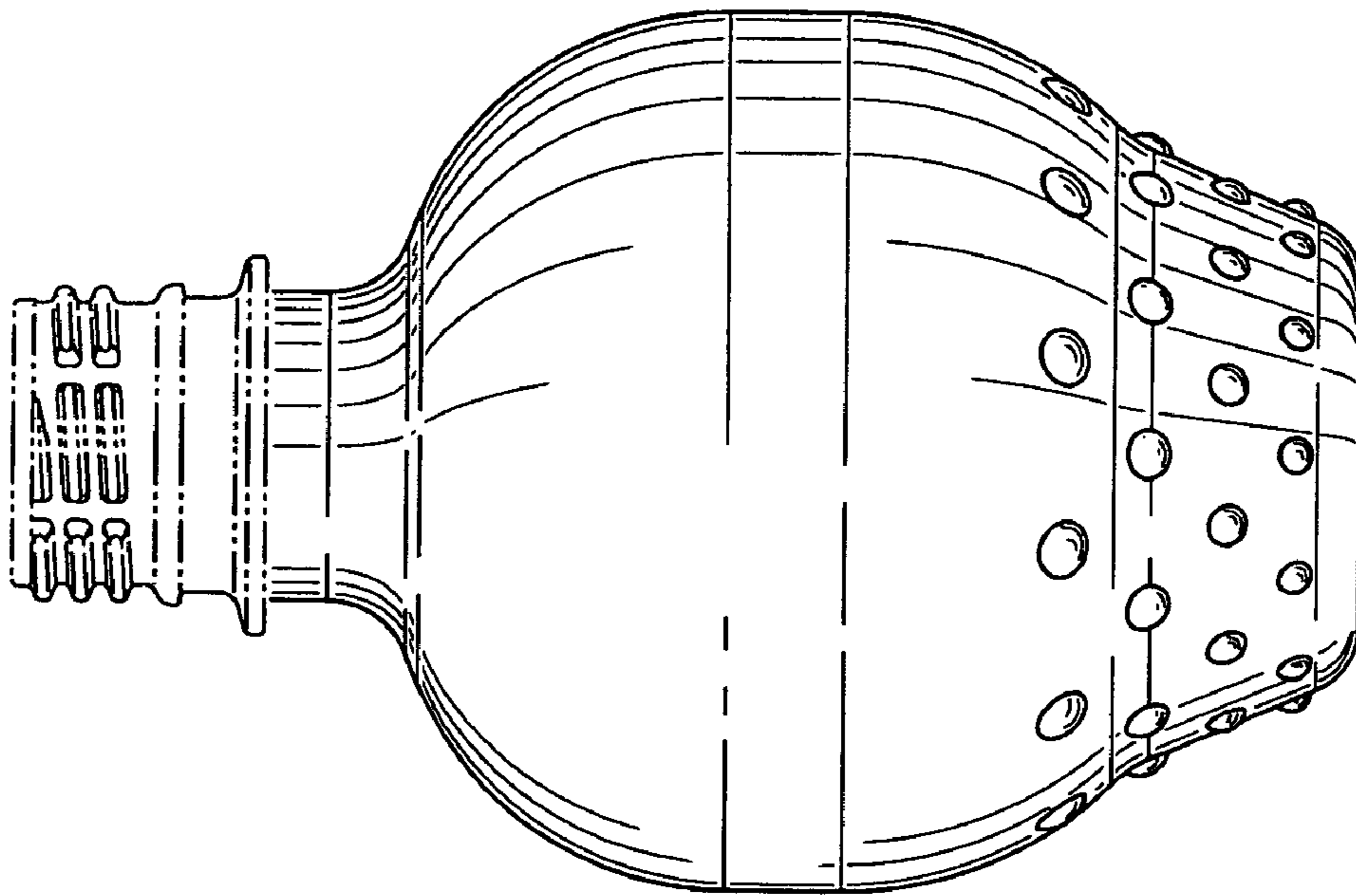




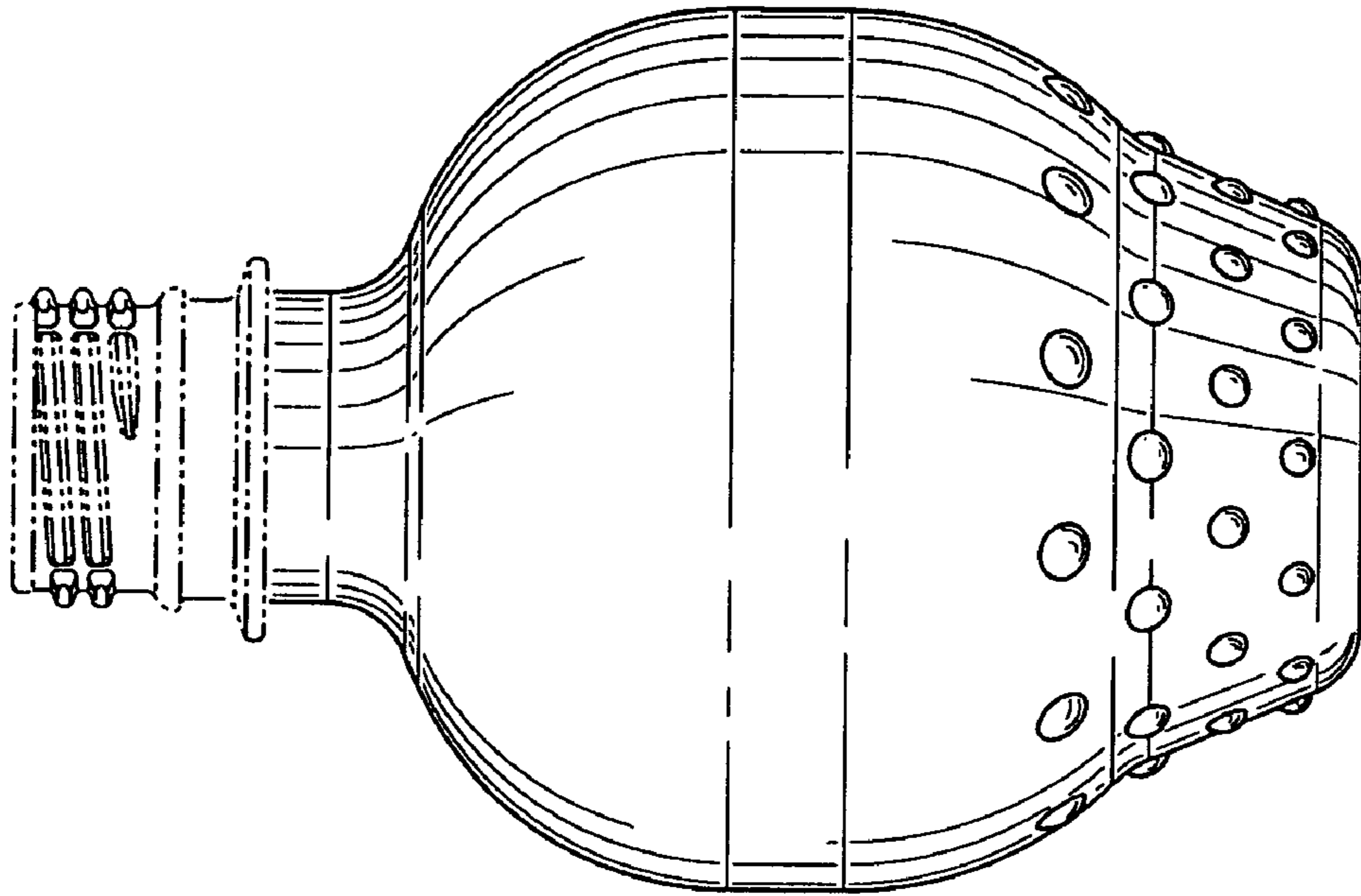
***Fig. 1***



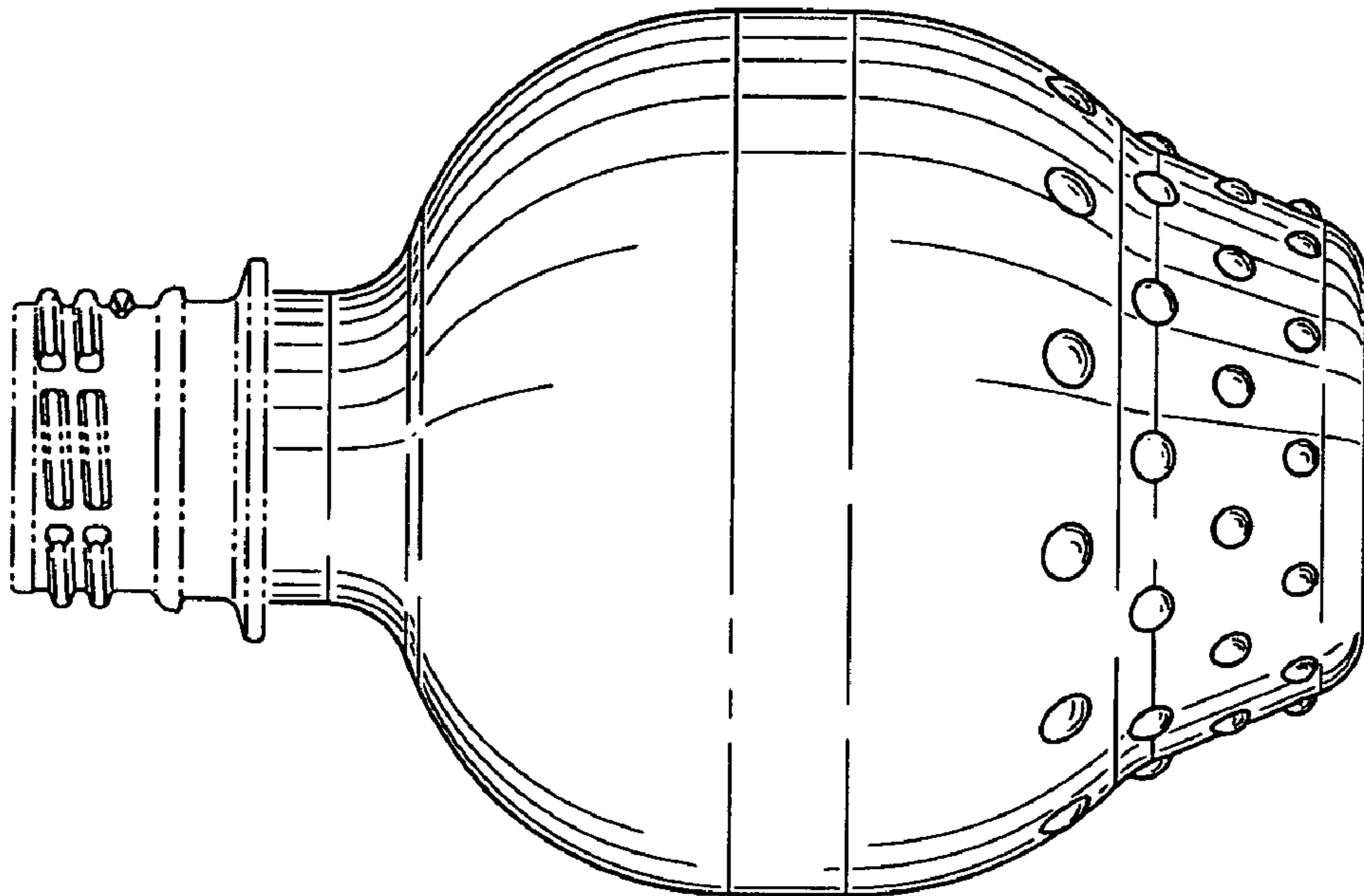
*Fig. 3*



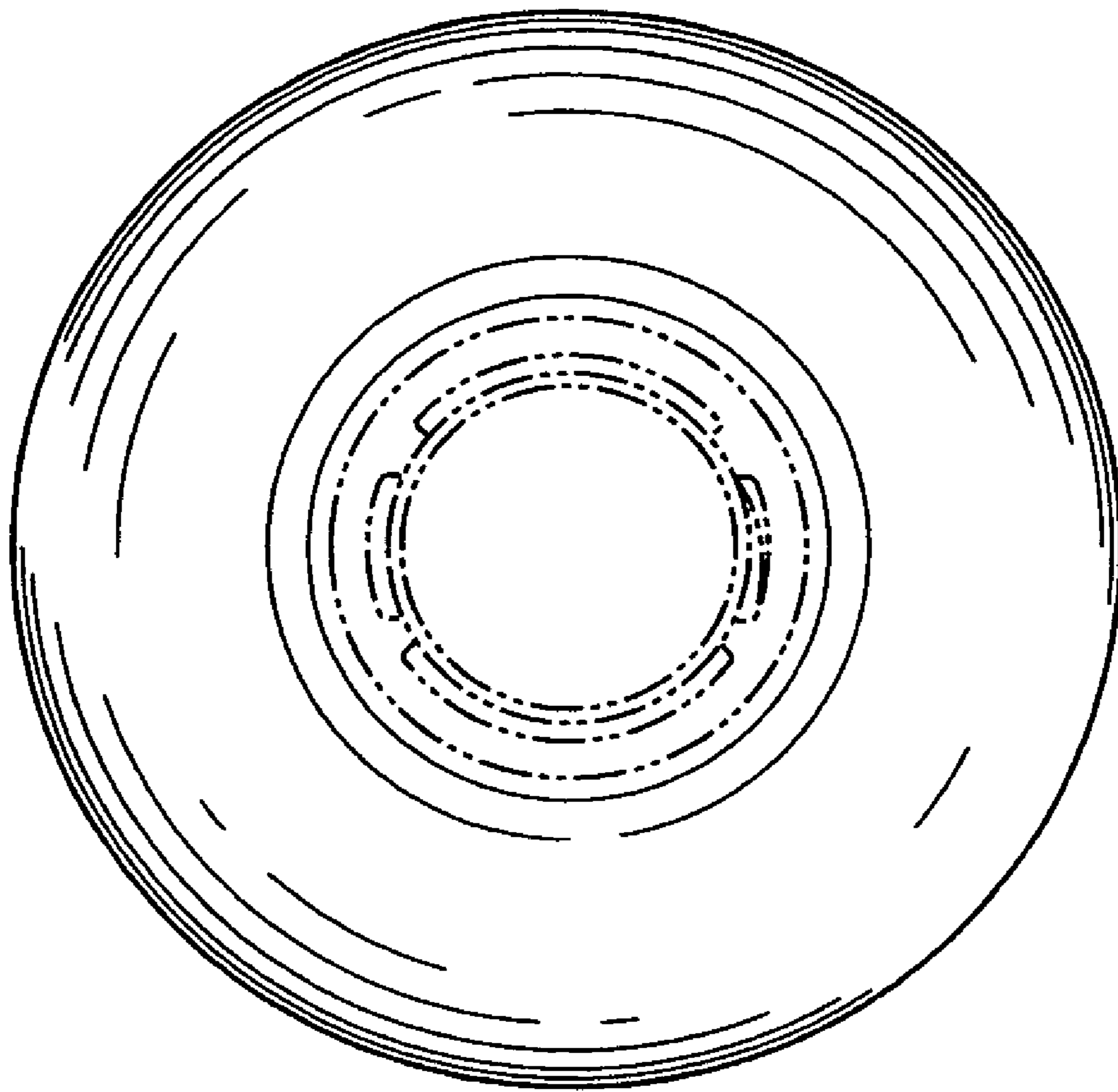
*Fig. 2*



*Fig. 5*



*Fig. 4*



***Fig. 6***