

US00D545675S

(12) **United States Design Patent** (10) **Patent No.:** **US D545,675 S**  
**Liebers** (45) **Date of Patent:** **\*\* Jul. 3, 2007**

(54) **HANGER FOR EYEGLASSES CASE**

(75) Inventor: **Steven B. Liebers**, Norristown, PA (US)

(73) Assignee: **Diversified Products, Inc.**, Collegeville, PA (US)

(\*\*) Term: **14 Years**

(21) Appl. No.: **29/246,748**

(22) Filed: **May 8, 2006**

**Related U.S. Application Data**

(63) Continuation of application No. 29/207,823, filed on Jun. 18, 2004, now Pat. No. Des. 527,634.

(51) **LOC (8) Cl.** ..... **09-07**

(52) **U.S. Cl.** ..... **D9/434**

(58) **Field of Classification Search** ..... D9/457, D9/456, 455, 451, 433, 432, 424, 418, 415; D20/42, 40, 22; 40/789, 787, 124.11, 124.01; 206/775, 769, 763, 760, 703, 6.1, 5, 462, 206/461, 440, 395, 391, 349, 225; D19/51, D19/56

See application file for complete search history.

(56) **References Cited**

**U.S. PATENT DOCUMENTS**

646,638	A	*	4/1900	Cutler	.....	229/75
1,333,765	A	*	3/1920	Moore	.....	24/11 R
3,884,443	A		5/1975	McMaster		
D289,016	S	*	3/1987	Campbell	.....	D9/434
D308,080	S		5/1990	Sachs		
5,046,696	A		9/1991	Lee		
D357,278	S	*	4/1995	Turney	.....	D19/56
5,484,056	A		1/1996	Wood		
D381,046	S		7/1997	Hiers et al.		

(Continued)

*Primary Examiner*—Robert M. Spear

*Assistant Examiner*—Susan Bennett Hattan

(74) *Attorney, Agent, or Firm*—Caesar, Rivise, Bernstein, Cohen & Pokotilow, Ltd.

(57) **CLAIM**

The ornamental design for a hanger for eyeglasses case, as shown and described.

**DESCRIPTION**

FIG. 1 is a front view of a hanger for an eyeglasses case in accordance with my design, shown in an installed position on the case;

FIG. 2 is a rear view of the hanger for an eyeglasses case of FIG. 1, shown in an installed position on the case;

FIG. 3 is a side view of the hanger for an eyeglasses case of FIG. 1, shown in an installed position on the case;

FIG. 4 is a top view of the hanger for an eyeglasses case of FIG. 1, shown in an installed position on the case;

FIG. 5 is a bottom view of the hanger for an eyeglasses case of FIG. 1, shown in an installed position on the case;

FIG. 6 is a front view of the hanger for an eyeglasses case of FIG. 1, shown prior to installation on a case;

FIG. 7 is a rear view of the hanger for an eyeglasses case of FIG. 1, shown prior to installation on a case;

FIG. 8 is a side view of the hanger for an eyeglasses case of FIG. 1, shown prior to installation on a case;

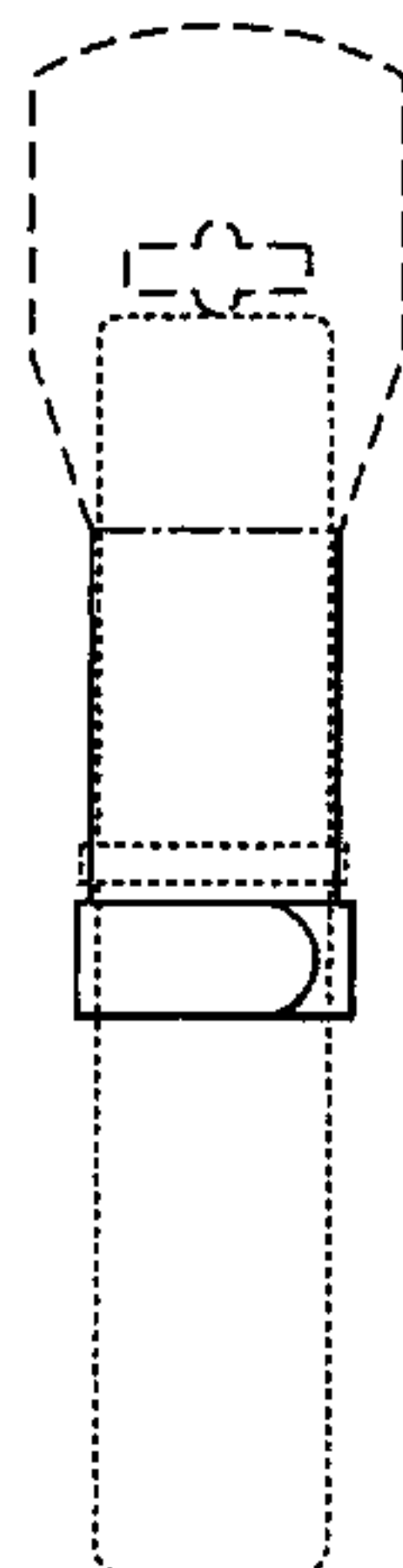
FIG. 9 is a top view of the hanger for an eyeglasses case of FIG. 1, shown prior to installation on a case; and,

FIG. 10 is a bottom view of the hanger for an eyeglasses case of FIG. 1, shown prior to installation on a case.

The line shown as a dot and a dash in the figures defines the boundary of the claimed design and forms no part of the claimed design.

The dashed lines shown in the figures represent environmental subject matter and form no part of the claimed design.

**1 Claim, 2 Drawing Sheets**



# US D545,675 S

Page 2

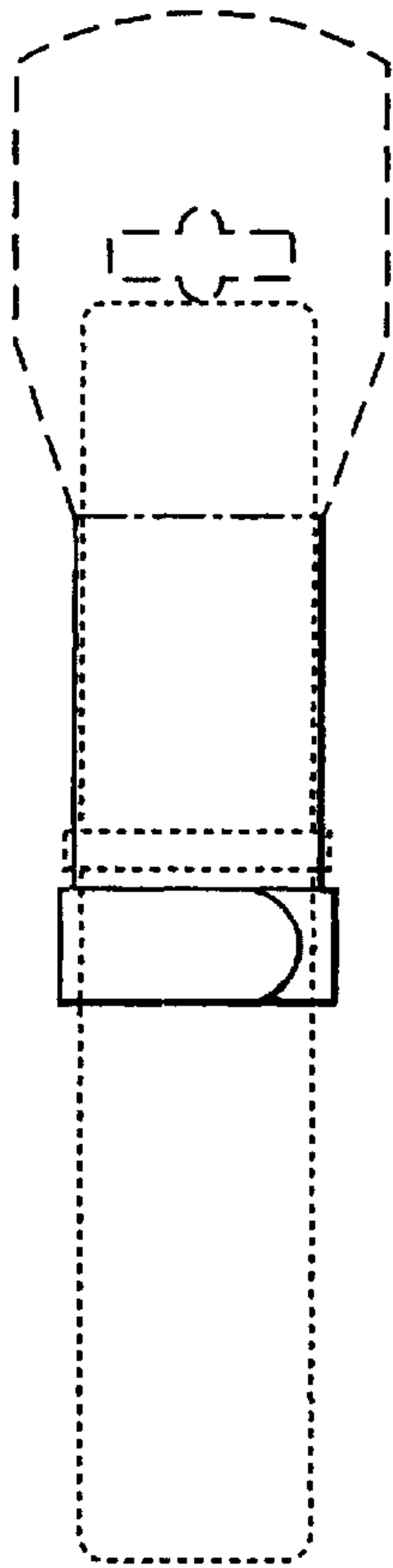
---

## U.S. PATENT DOCUMENTS

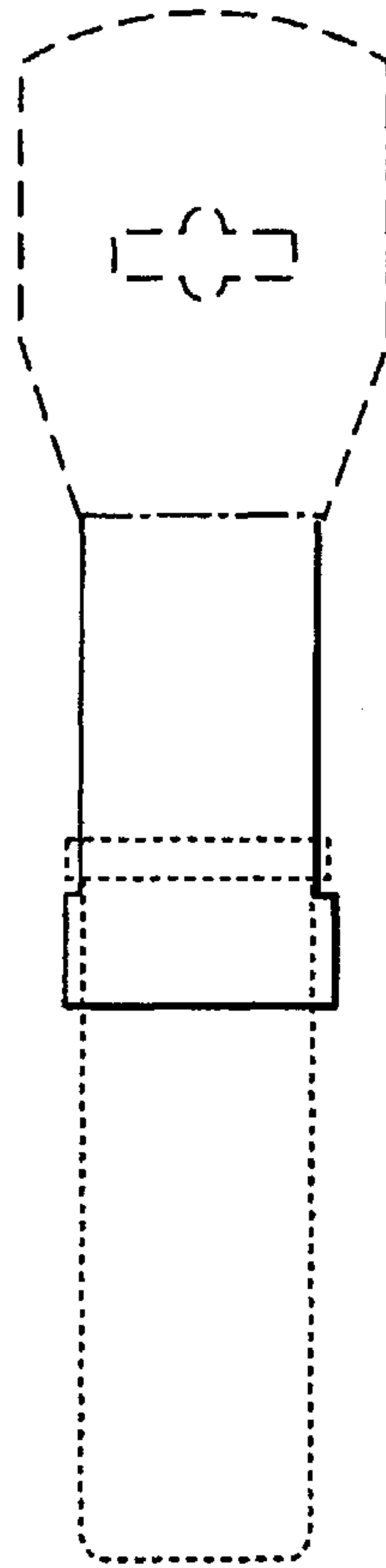
5,672,238	A	9/1997	Samuelson	D478,510	S	8/2003	Kumakura	
5,699,907	A	12/1997	Langenstück	6,648,132	B1	11/2003	Smouha	
5,823,503	A	10/1998	Wasserman	D497,800	S	11/2004	Trettin	
RE36,258	E	7/1999	Coward et al.	7,055,680	B2 *	6/2006	Liebers .....	206/5
6,032,793	A *	3/2000	Oakley .....	2003/0062277	A1	4/2003	Chen	
D431,460	S	10/2000	Nichol	2004/0099553	A1	5/2004	Chen	

\* cited by examiner

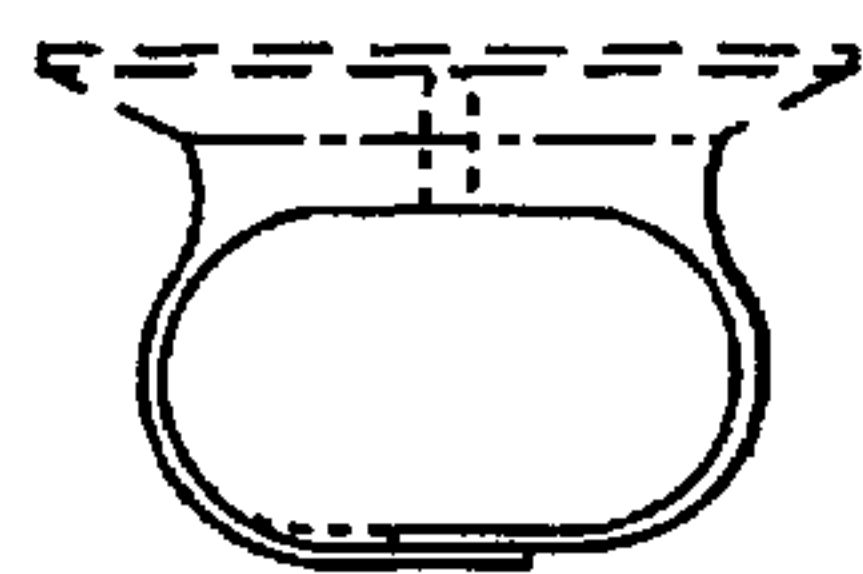
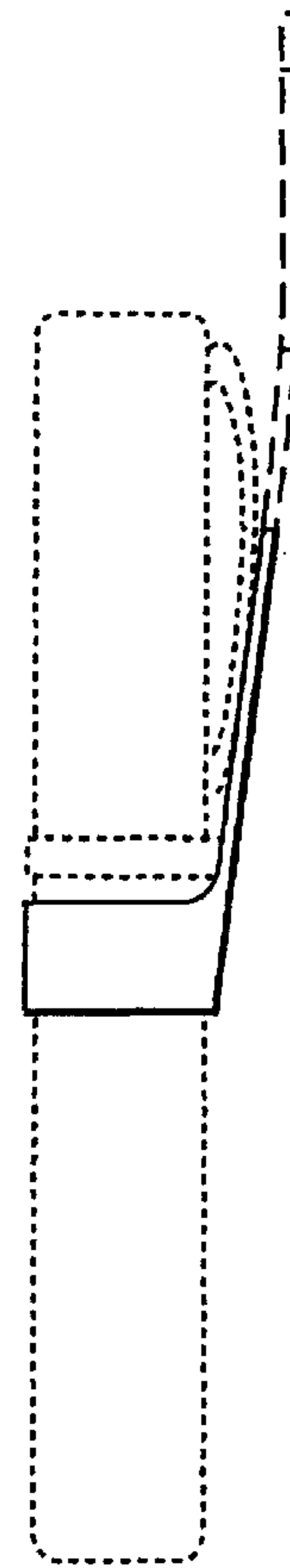
**FIG.1**



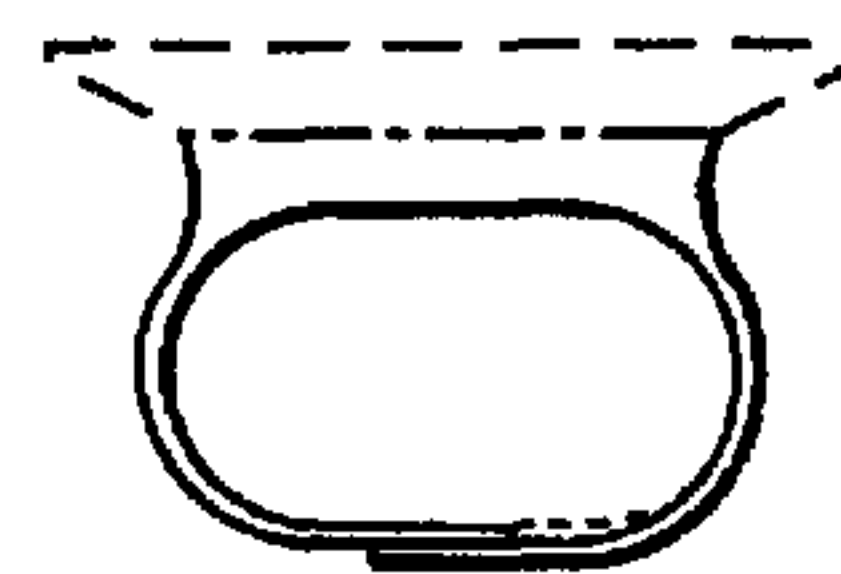
**FIG.2**



**FIG.3**

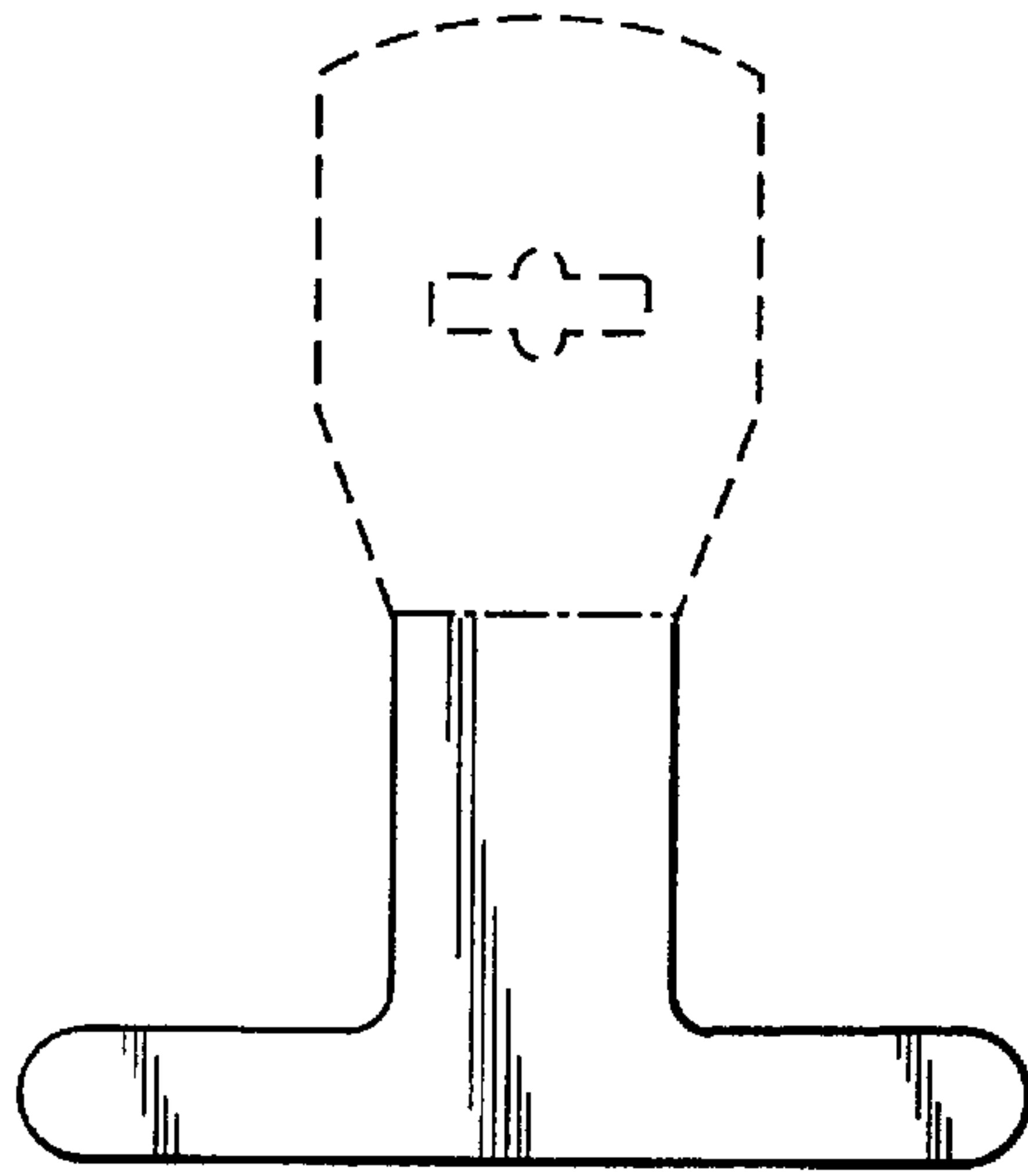


**FIG.4**

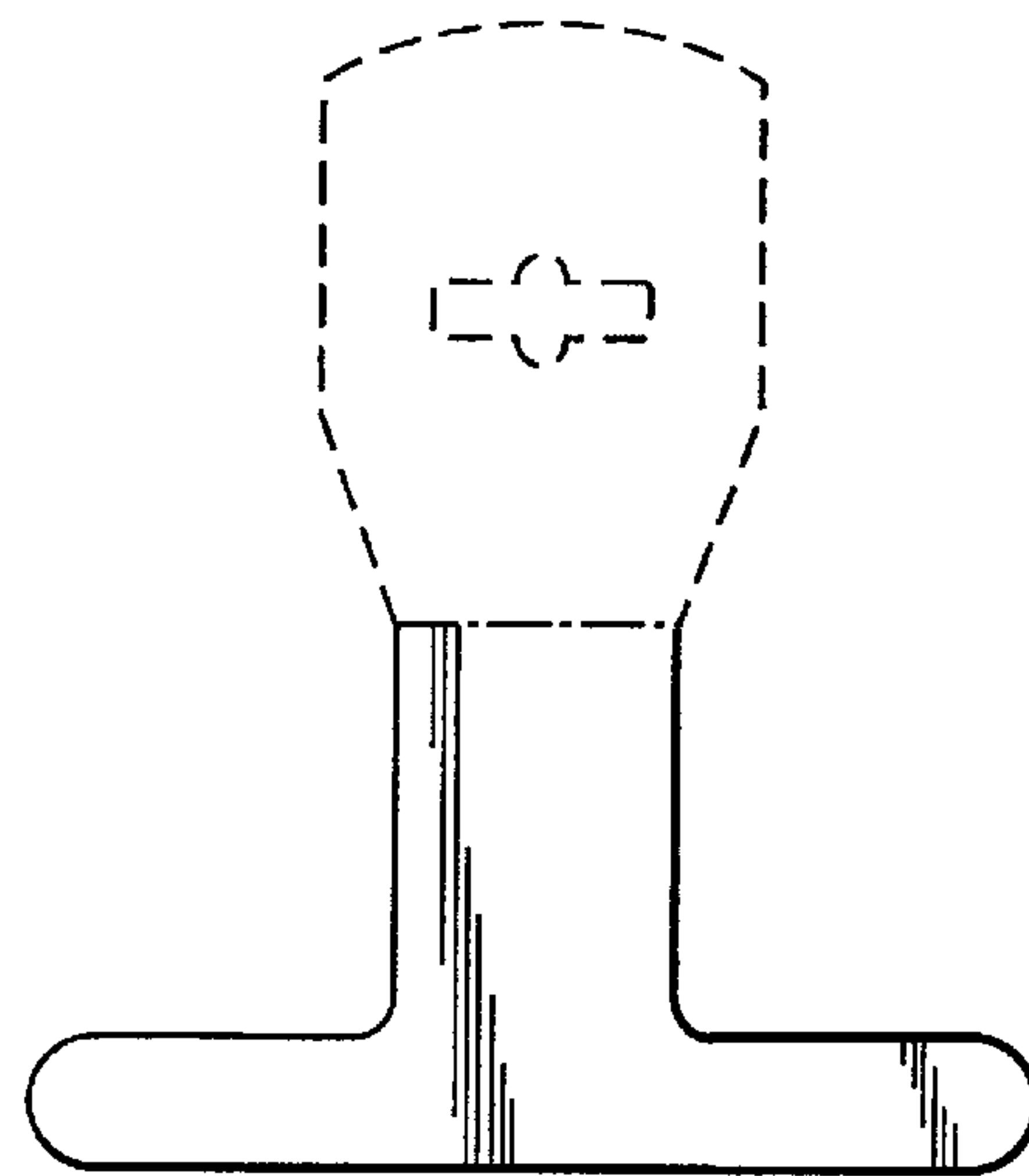


**FIG.5**


**FIG.6**



**FIG.7**



**FIG.8**



**FIG.9**

**FIG.10**