

US00D545672S

(12) **United States Design Patent** (10) **Patent No.:** **US D545,672 S**
Antonucci et al. (45) **Date of Patent:** **** Jul. 3, 2007**

(54) **SLIDE LATCH**
(75) Inventors: **Jeff Antonucci**, West Chester, PA (US);
Robert Neale, Worcester (GB); **Ismael Rodriguez**, West Chester, PA (US)

(73) Assignee: **Southco, Inc.**, Concordville, PA (US)

(**) Term: **14 Years**

(21) Appl. No.: **29/217,638**

(22) Filed: **Nov. 19, 2004**

(51) **LOC (8) Cl.** **08-07**
(52) **U.S. Cl.** **D8/400**
(58) **Field of Classification Search** D8/330,
D8/400, 300, 313, 321, 331-346, 353; 292/229;
70/431

See application file for complete search history.

(56) **References Cited**

U.S. PATENT DOCUMENTS

2,878,389 A	3/1959	Raffiman	378/188
3,841,674 A	10/1974	Bisbing et al.	292/175
3,850,464 A	11/1974	Bisbing et al.	292/175
4,470,624 A	9/1984	Bisbing	292/169
4,676,081 A	6/1987	Craig	70/169
4,683,736 A	8/1987	Weinerman et al.	70/208
4,790,579 A	12/1988	Maxwell et al.	292/175
4,841,755 A *	6/1989	Weinerman et al.	70/208
4,850,209 A *	7/1989	Weinerman et al.	70/208
4,969,916 A *	11/1990	Weinerman et al.	70/208
D314,131 S *	1/1991	Russell et al.	D8/321
4,995,649 A	2/1991	Magnusson	292/175
5,358,291 A	10/1994	Malmanger et al.	292/175
D354,428 S *	1/1995	Magnusson	D8/331
5,482,333 A	1/1996	Gehrs et al.	292/163
D373,298 S *	9/1996	Miehe et al.	D8/302
D399,121 S *	10/1998	Alyanakian et al.	D8/339
D399,408 S *	10/1998	Hill	D8/330
5,878,608 A	3/1999	Alyanakian	70/208
5,897,147 A	4/1999	Alyanakian et al.	292/175

D409,473 S	5/1999	Tieu	D8/342
D411,092 S *	6/1999	Heithe	D8/313
5,934,716 A *	8/1999	Koveal et al.	292/175
5,974,842 A	11/1999	Schlack et al.	70/208
D417,555 S *	12/1999	Yared et al.	D6/306
D419,053 S *	1/2000	Schlack	D8/339
6,023,953 A	2/2000	Vickers et al.	70/208

(Continued)

OTHER PUBLICATIONS

Southco Handbook, 2000, English Edition, pp. 110-111.
Photograph of load floor latch used in Saturn Vue automobile (5 pages).
Dzus Catalog, p. 35, Series 404 Latch.
Camloc Catalog, p. F-95, PTL30 Series Latch.
Southco Latches and Access Hardware Handbook 43 (1993), pp. G-18 and G-19.

Primary Examiner—Alan P. Douglas
Assistant Examiner—Barbara Fox
(74) *Attorney, Agent, or Firm*—Paul & Paul

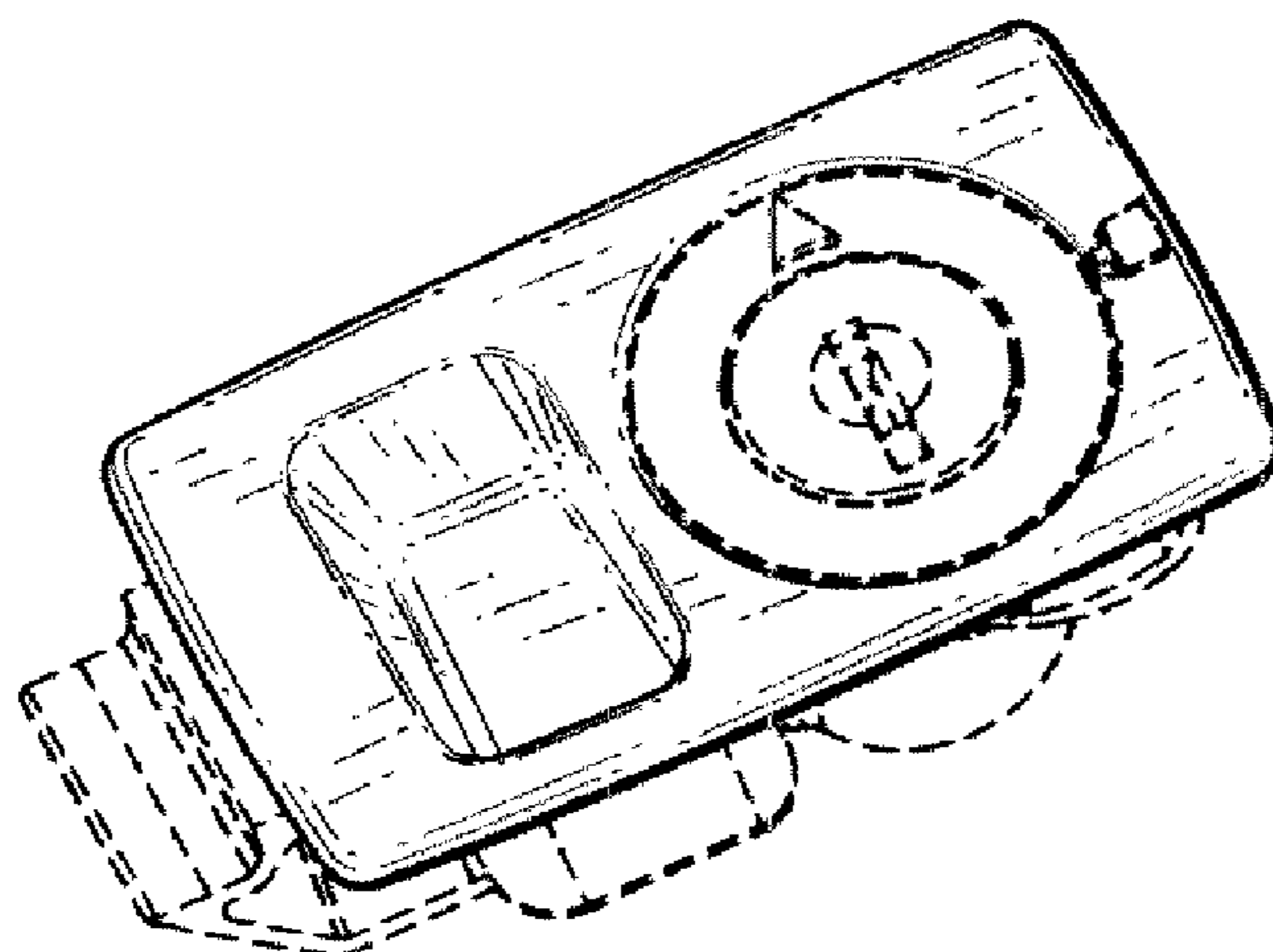
(57) **CLAIM**

The ornamental design for a slide latch, as shown and described.

DESCRIPTION

FIG. 1 is a front elevational view of a slide latch showing our new design;
FIG. 2 is a top plan view thereof;
FIG. 3 is a left side elevational view thereof;
FIG. 4 is a rear elevational view thereof;
FIG. 5 is a right side elevational view thereof;
FIG. 6 is a perspective view thereof; and,
FIG. 7 is a bottom plan view thereof.
The broken lines in the figures are for illustrative purposes only and form no part of the claimed design.

1 Claim, 2 Drawing Sheets



US D545,672 S

Page 2

U.S. PATENT DOCUMENTS

6,050,618 A	4/2000	Tieu	292/175	D453,468 S	2/2002	Ziemer et al.	D8/339
D427,045 S *	6/2000	Larsen et al.	D8/302	6,553,796 B2	4/2003	Finch	70/208
D429,141 S *	8/2000	Antonucci et al.	D8/331	6,722,713 B2	4/2004	Straka, Jr.	292/175
6,145,352 A	11/2000	Vickers et al.	70/208	D489,957 S *	5/2004	Lane	D8/306
D438,446 S *	3/2001	Antonucci	D8/331	2003/0150246 A1	8/2003	Gladden et al.	70/208

* cited by examiner

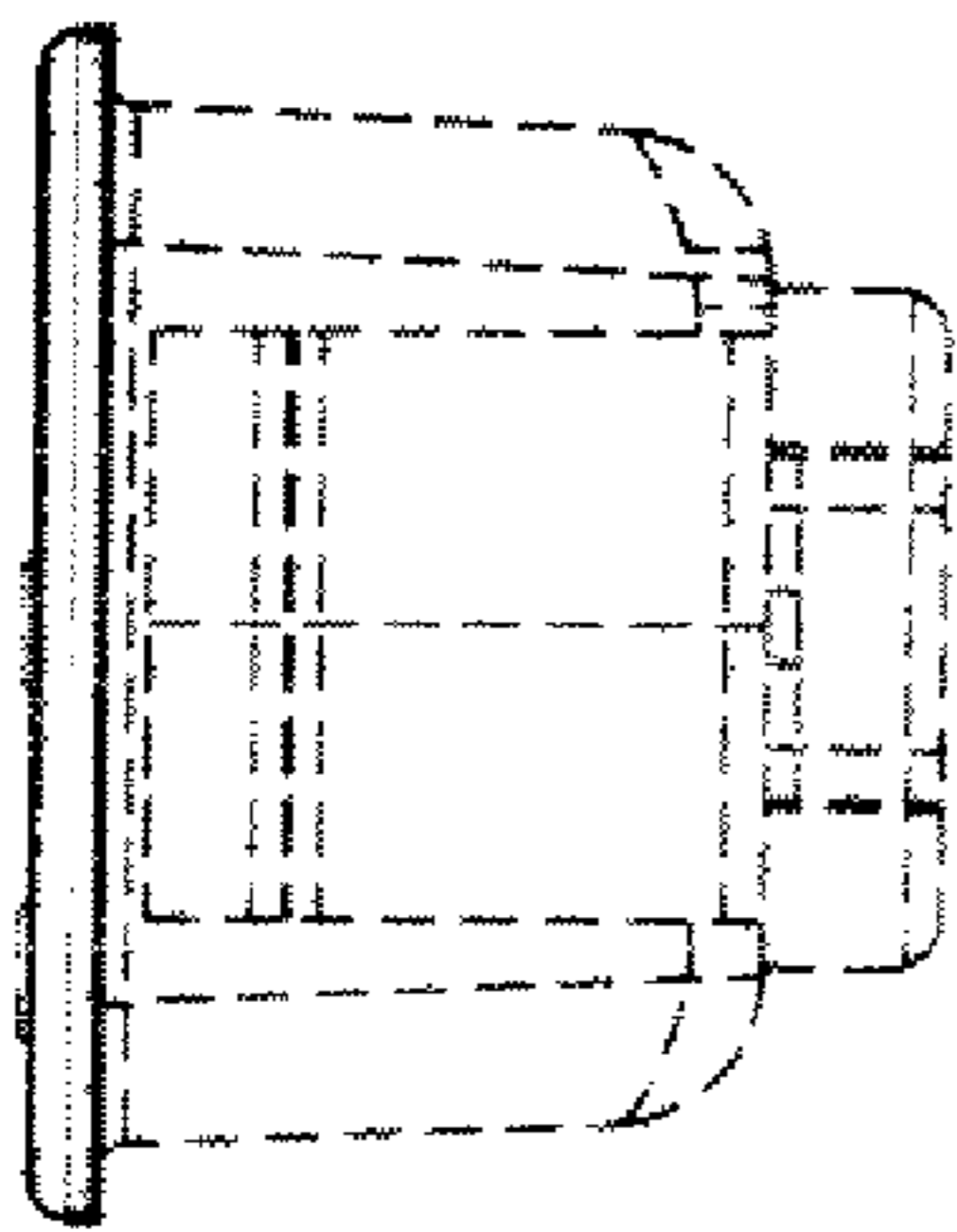


FIG. 1

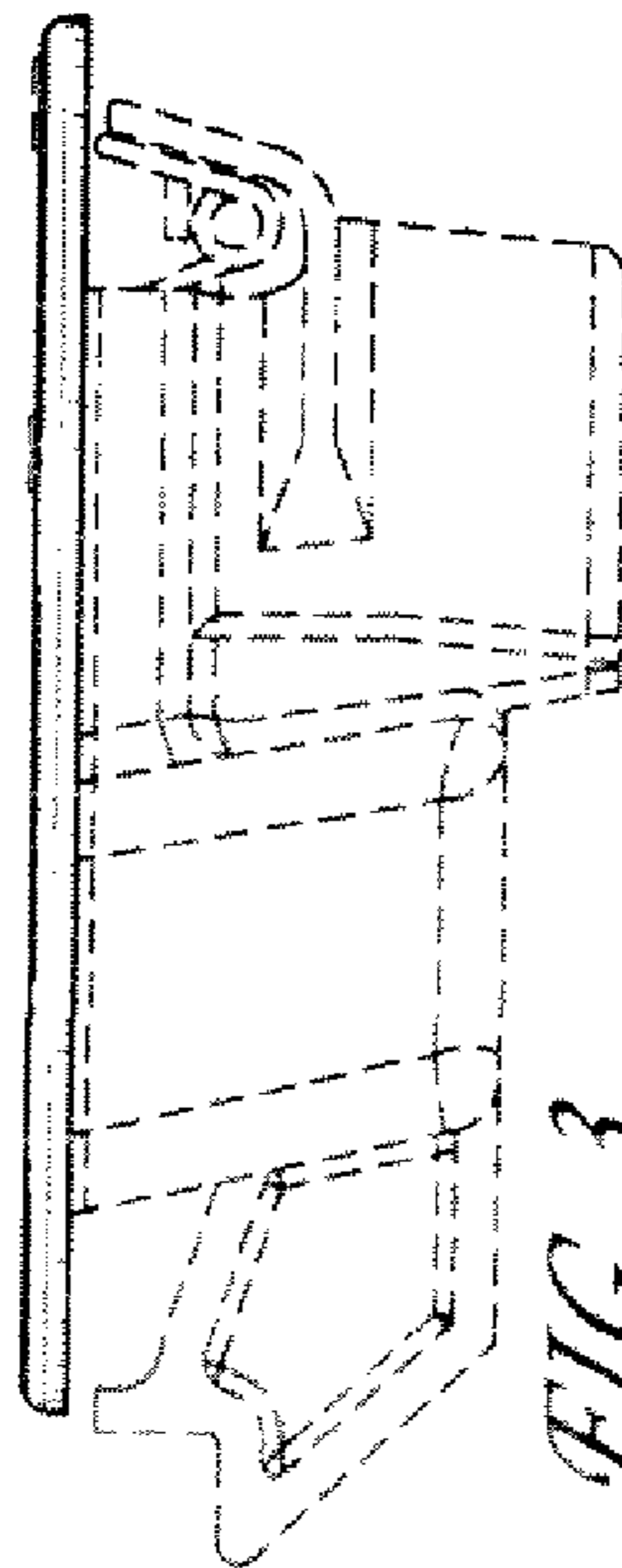


FIG. 3

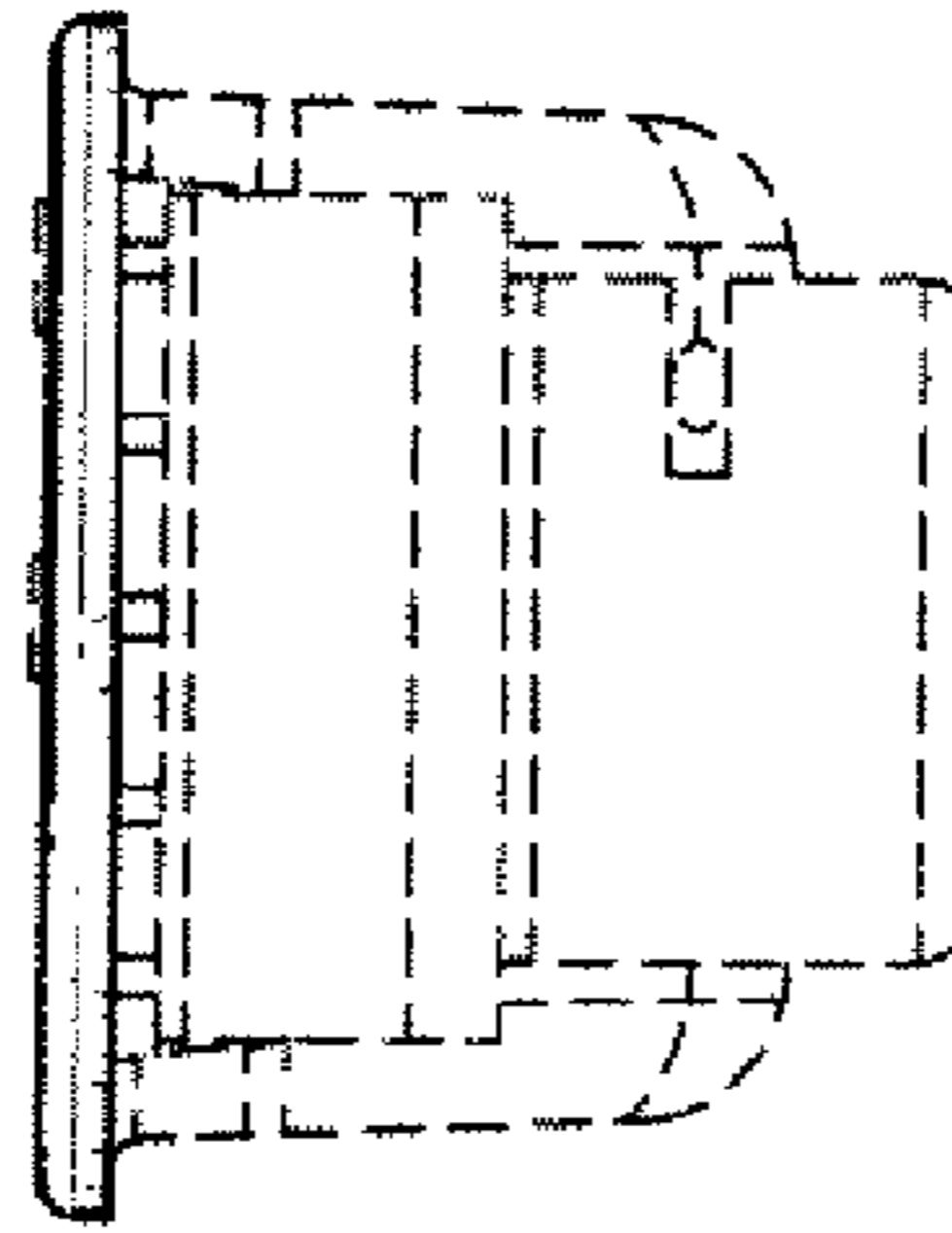


FIG. 4

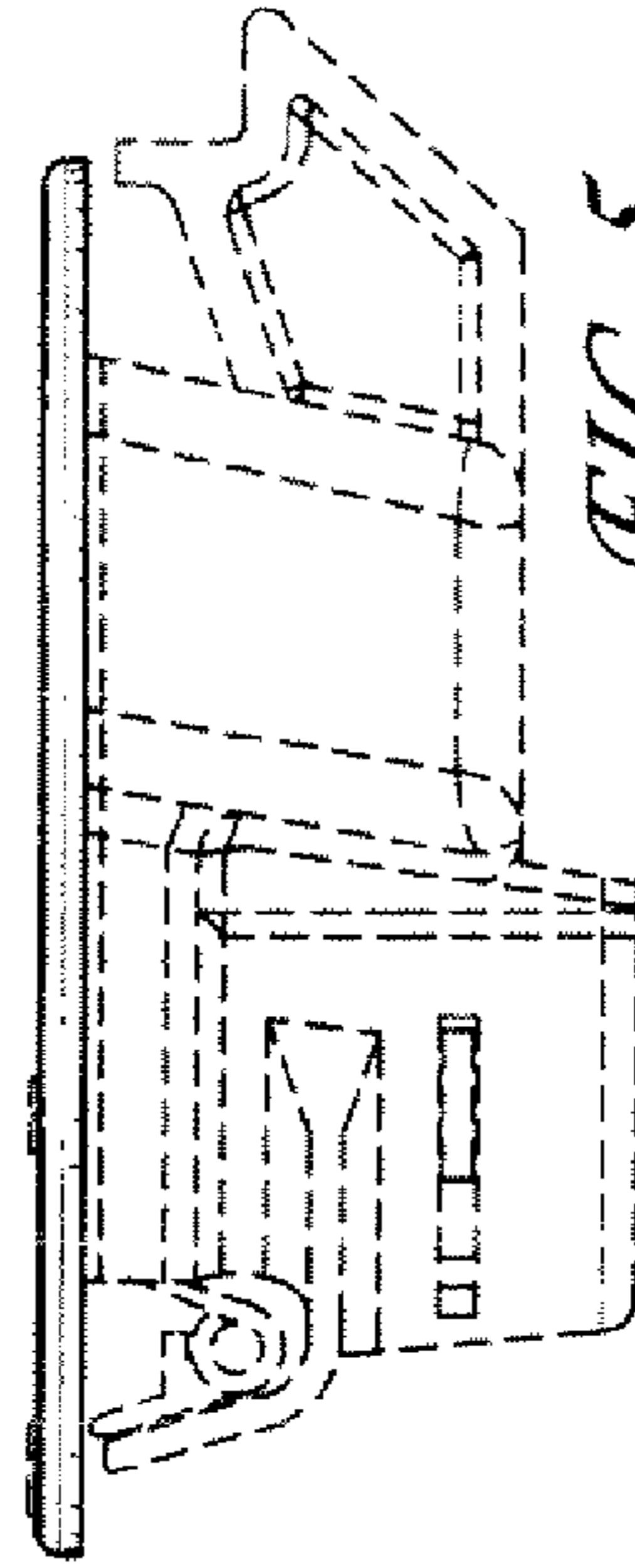


FIG. 5

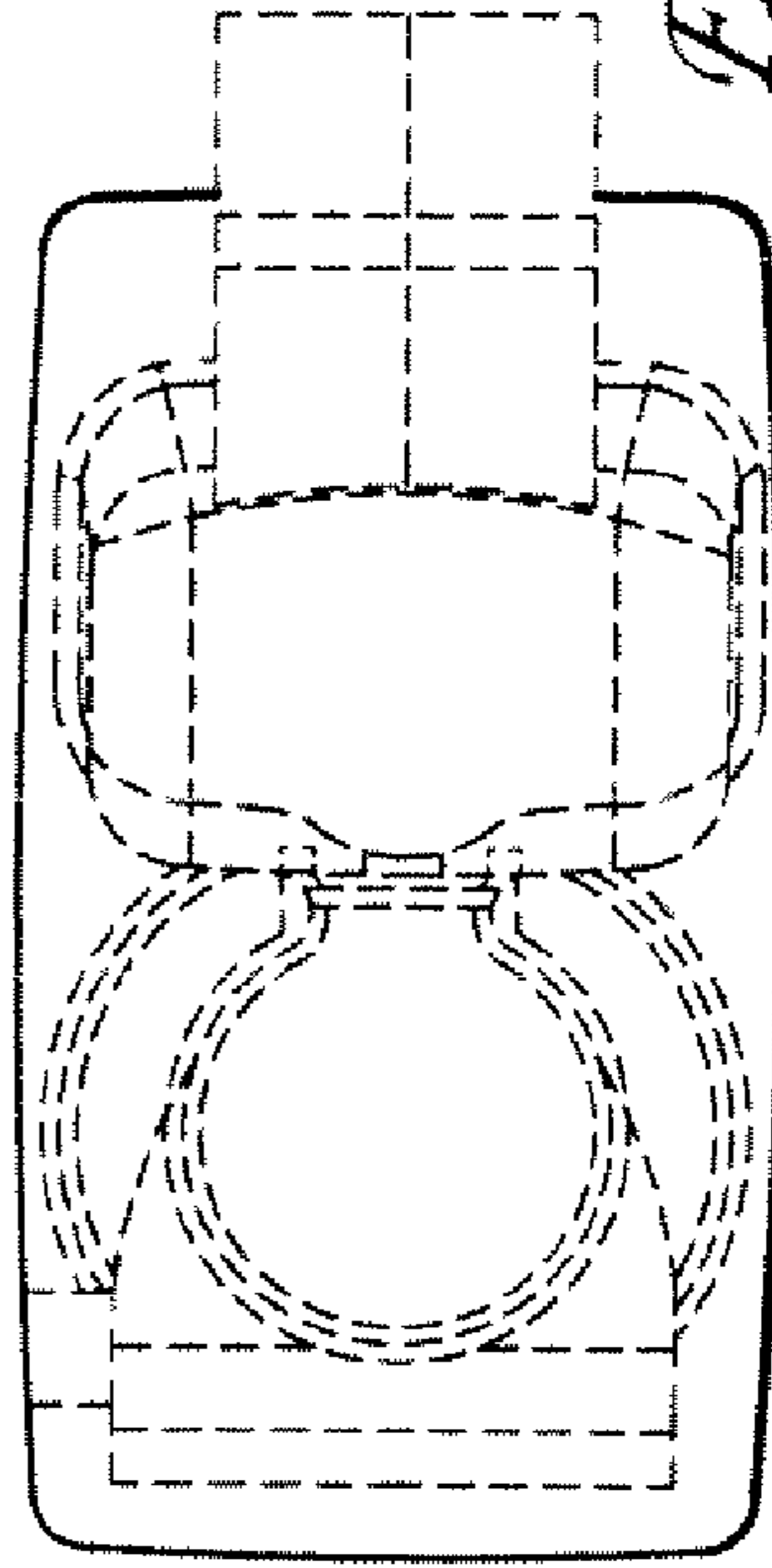


FIG. 7

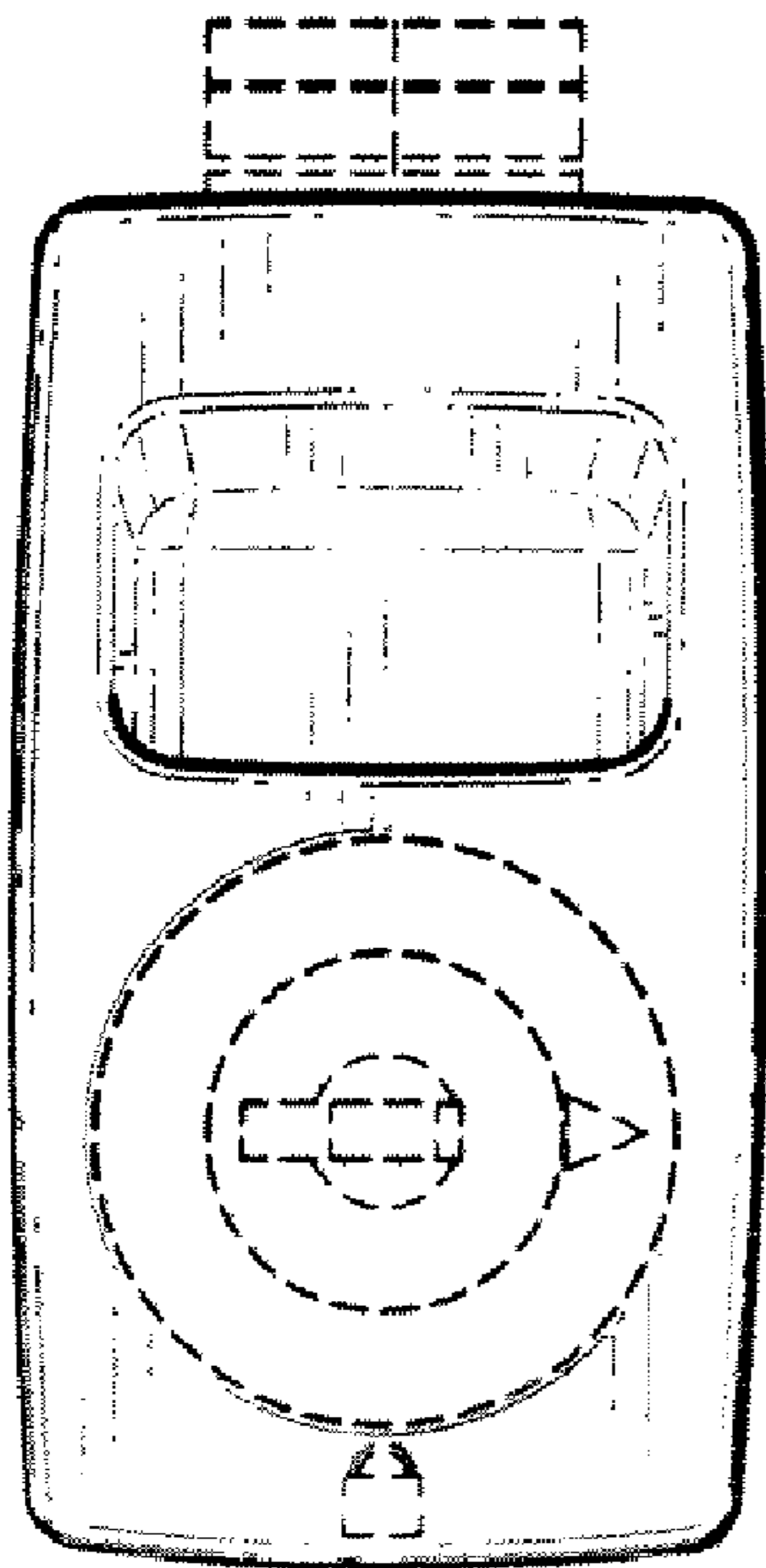


FIG. 2

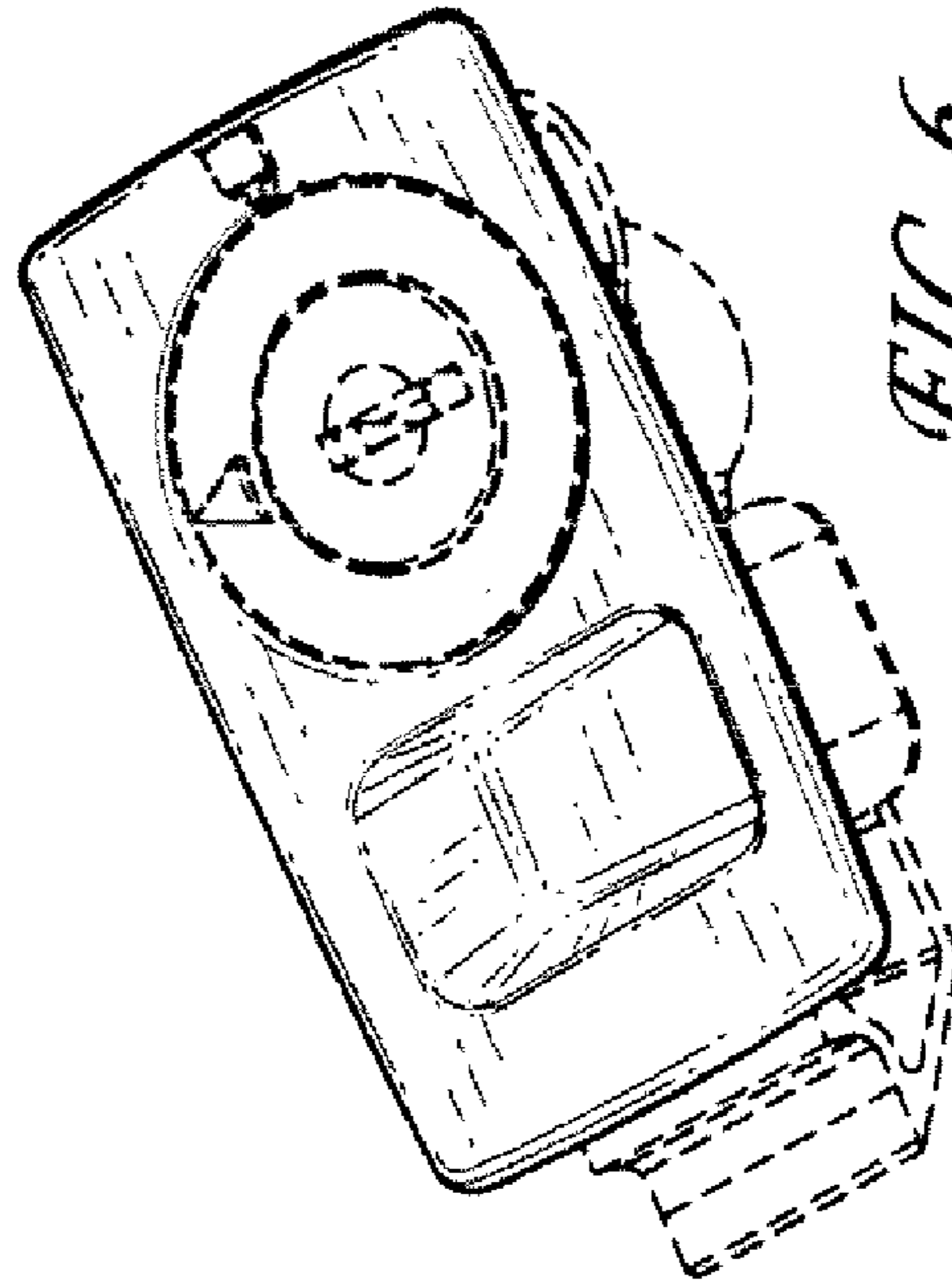


FIG. 6