

US00D545668S

(12) **United States Design Patent** (10) **Patent No.:** **US D545,668 S**
Weedon et al. (45) **Date of Patent:** **** Jul. 3, 2007**

(54) **DISPOSABLE SEAL**

2004/0061340 A1 4/2004 Debrody et al.

(75) Inventors: **Derrick Weedon**, London (GB);
Christopher Benning, Kent (GB)

FOREIGN PATENT DOCUMENTS

(73) Assignee: **ITW Limited**, Berkshire (GB)

EP	0 223 905 A	6/1987
EP	0915448 A2	5/1999
EP	1 085 488	3/2001
FR	2 801 407	5/2001
GB	2 042 424	9/1980
WO	97/48603	12/1997

(**) Term: **14 Years**

(21) Appl. No.: **29/223,916**

OTHER PUBLICATIONS

(22) Filed: **Feb. 23, 2005**

No. 1—Drawing of Competitor product uncovered approximately three years ago.
No. 2—Drawing of Competitor product uncovered approximately three years ago.

(30) **Foreign Application Priority Data**

Dec. 16, 2004 (EM) 000272034

* cited by examiner

(51) **LOC (8) Cl.** **08-07**

(52) **U.S. Cl.** **D8/343**

(58) **Field of Classification Search** D8/330,
D8/331, 333-335, 343; 70/18-22, 24, 29,
70/30, 38 B, 38 R, 39; 292/318, 320, 330
See application file for complete search history.

Primary Examiner—Mitchell Siegel
(74) *Attorney, Agent, or Firm*—Lowe Hauptman & Berner, LLP

(56) **References Cited**

(57) **CLAIM**

U.S. PATENT DOCUMENTS

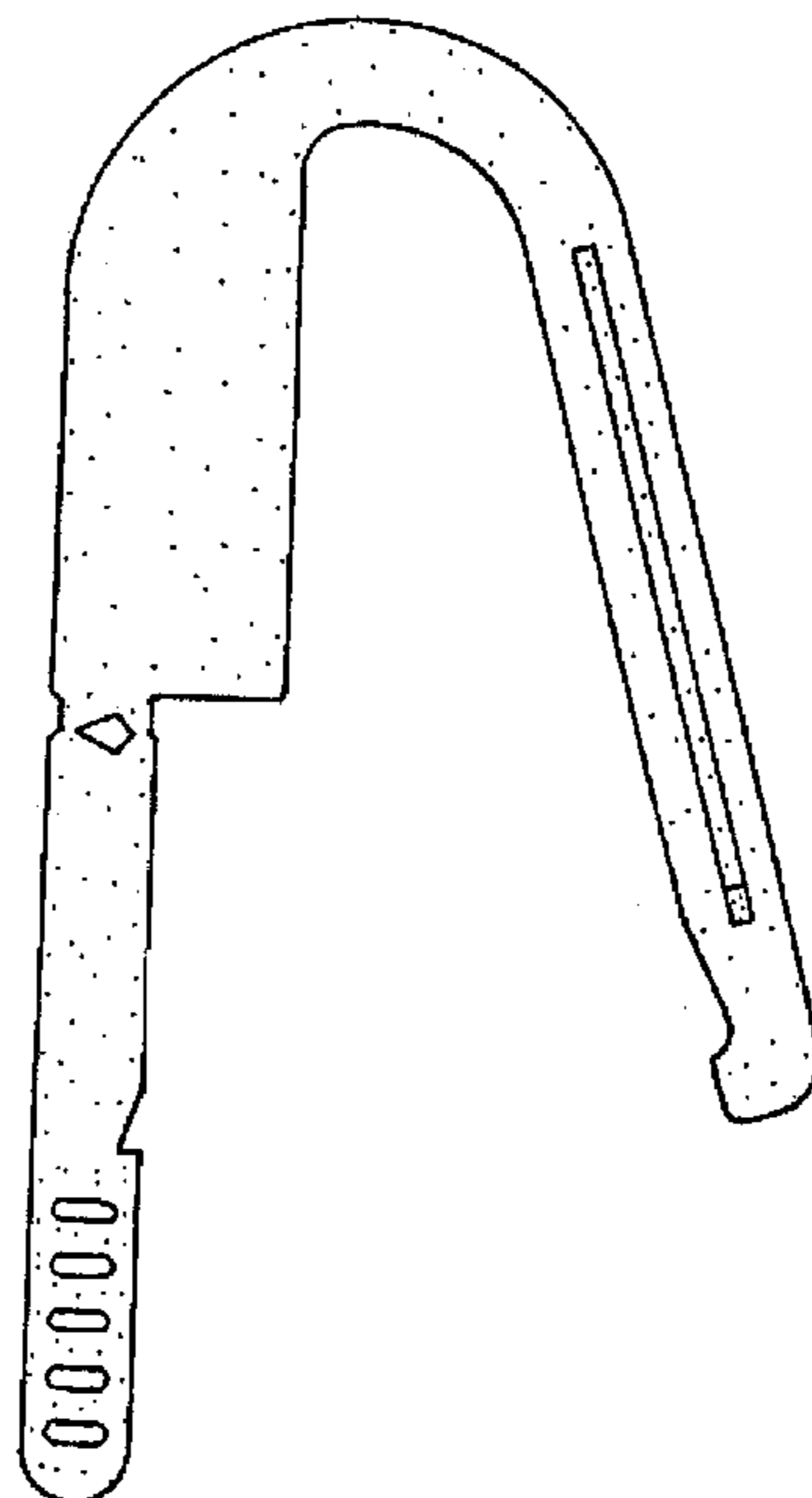
The ornamental design for a disposable seal, as shown and described herein.

569,387 A	10/1896	Pond	
1,313,270 A *	8/1919	Daggs	292/330
1,943,988 A	1/1934	Peake	
2,006,051 A	6/1935	Frank	
4,299,417 A *	11/1981	McClure	292/320
4,500,124 A *	2/1985	Swift	292/318
4,681,355 A	7/1987	Brammall et al.	
5,230,541 A	7/1993	Nowak	
D436,834 S *	1/2001	Aichmann	D8/333
6,749,235 B1	6/2004	Crisp	

DESCRIPTION

FIG. 1 is a front view of a disposable seal showing our design;
FIG. 2 is a right side view of the disposable seal of FIG. 1;
FIG. 3 is a back view of the disposable seal of FIG. 1; and,
FIG. 4 is a bottom view of the disposable seal of FIG. 1.

1 Claim, 4 Drawing Sheets



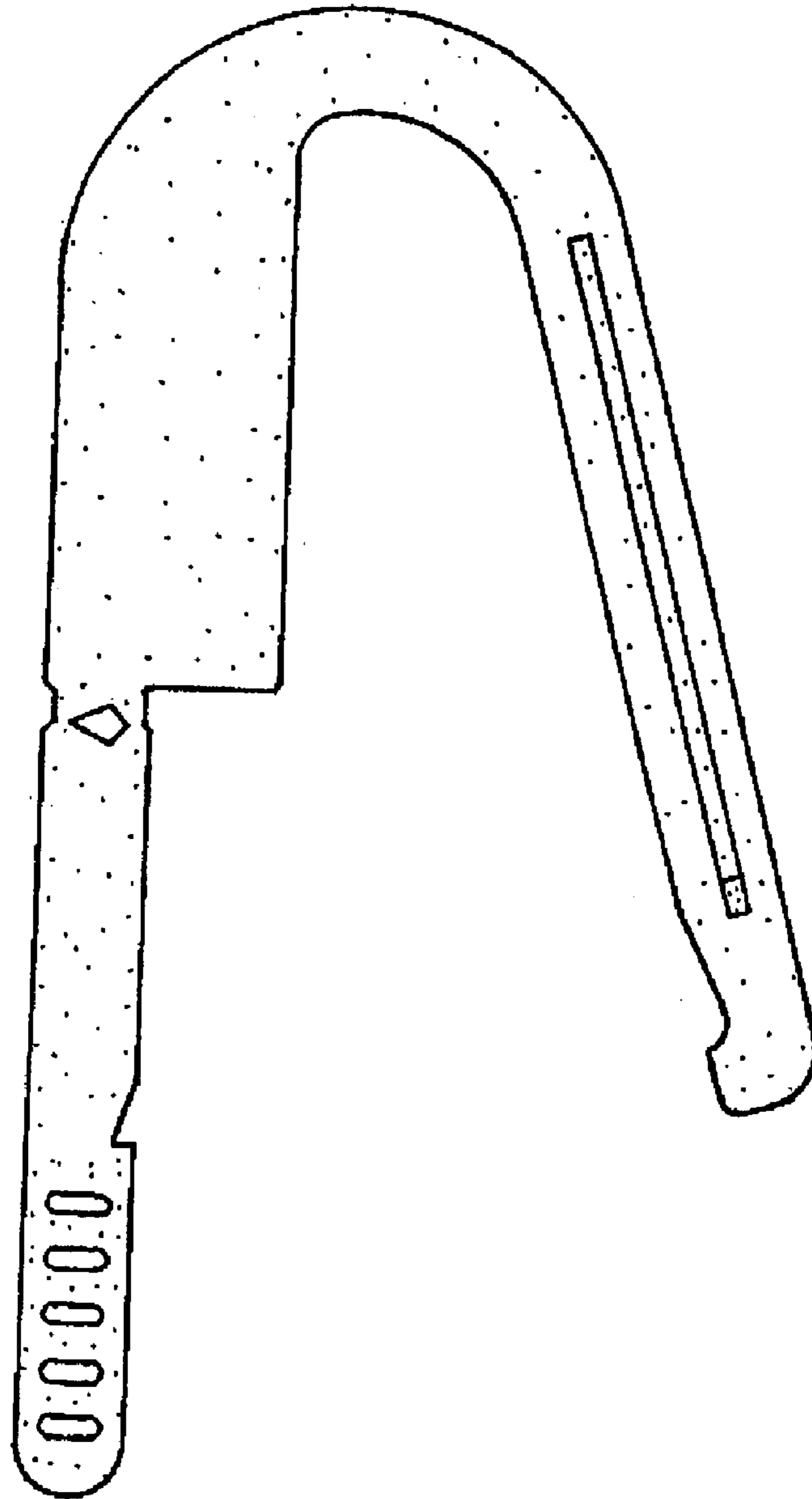


Figure 1

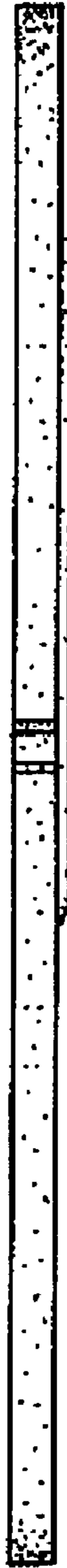


Figure 2

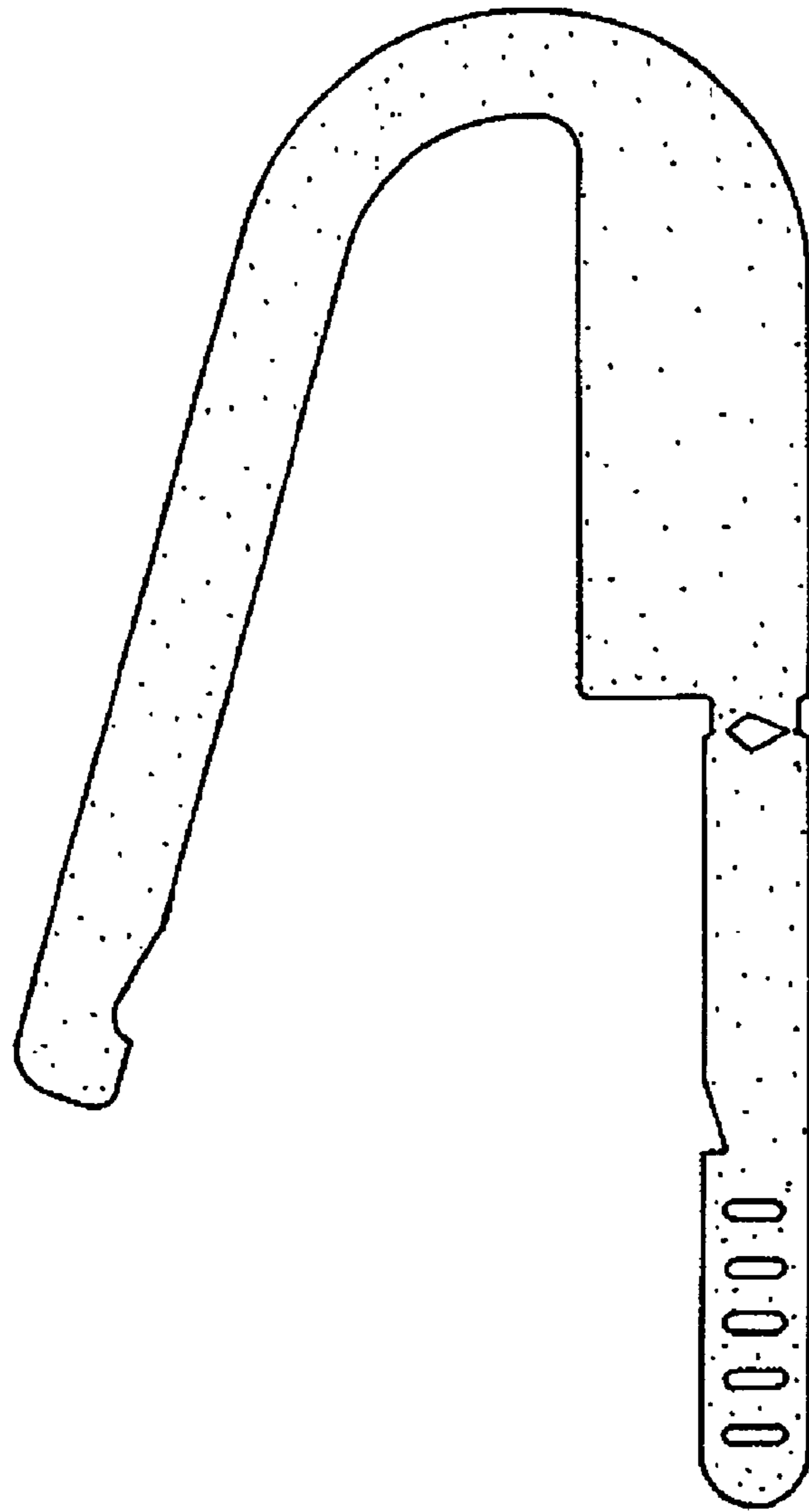


Figure 3

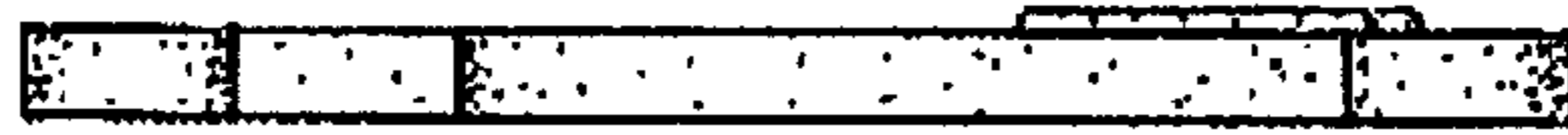


Figure 4