

US00D545665S

(12) **United States Design Patent** (10) **Patent No.:** **US D545,665 S**
Ricereto et al. (45) **Date of Patent:** **** Jul. 3, 2007**

(54) **KNOB**
(75) Inventors: **Michael Hart Ricereto**, Baltimore, MD (US); **Steven Lord**, Mount Penn, PA (US)
(73) Assignee: **Newell Operating Company**, Atlanta, GA (US)
(**) Term: **14 Years**
(21) Appl. No.: **29/258,515**
(22) Filed: **Apr. 21, 2006**
(51) **LOC (8) Cl.** **08-06**
(52) **U.S. Cl.** **D8/310**
(58) **Field of Classification Search** D8/300, D8/305, 307, 308, 310, 311, 312, DIG. 2; D6/578, 580; D23/250-252; 16/110.1, 412, 16/414, 415, 417, 441; 292/347
See application file for complete search history.

D305,862 S 2/1990 Clayton
D305,863 S 2/1990 Gresens et al.
D312,381 S 11/1990 Clayton
D326,219 S 5/1992 Clayton
D326,990 S 6/1992 Bishop
D326,991 S 6/1992 Bishop
D326,992 S 6/1992 Clayton
D326,993 S 6/1992 Clayton
D326,994 S 6/1992 Bishop
D326,997 S 6/1992 Clayton
D327,407 S 6/1992 Clayton
D327,420 S 6/1992 Bishop
D355,834 S 2/1995 Chieda
D355,835 S 2/1995 Chieda
D355,837 S 2/1995 Chieda
D355,838 S 2/1995 Chieda
D355,839 S 2/1995 Chieda
D356,724 S 3/1995 Chieda
D357,168 S 4/1995 Chieda
D361,491 S 8/1995 Chieda
D361,492 S 8/1995 Chieda
D361,493 S 8/1995 Chieda

(Continued)

(56) **References Cited**
U.S. PATENT DOCUMENTS

D22,755 S * 8/1893 Russell D8/305
D47,069 S * 3/1915 Burns D8/307
D67,474 S * 6/1925 Rosenthal D8/312
D115,537 S * 7/1939 Bahr D8/312
D232,621 S * 9/1974 Zagaroli D8/310
D267,187 S * 12/1982 Ronvik D23/250
D267,774 S 2/1983 Pittenger
D267,926 S 2/1983 Pittenger
D268,246 S 3/1983 Tegner
D270,993 S 10/1983 Tegner
D270,994 S 10/1983 Tegner
D271,464 S 11/1983 Carlson
D272,800 S 2/1984 Pawlow
D274,035 S 5/1984 Pawlow
D274,123 S 6/1984 Tegner
D284,737 S 7/1986 Clayton
D295,827 S 5/1988 Benjamin
D296,073 S 6/1988 Rhoades
D297,211 S 8/1988 Rhoades
D300,505 S 4/1989 Palm, Jr. et al.

Primary Examiner—Paula A. Greene
(74) *Attorney, Agent, or Firm*—Banner & Witcoff, Ltd.


(57) **CLAIM**

We claim the ornamental design for a knob, as shown and described.

DESCRIPTION

FIG. 1 is an elevated perspective view of the knob of the present claimed invention;
FIG. 2 is a top view of the knob of FIG. 1;
FIG. 3 is a bottom view of the knob of FIG. 1;
FIG. 4 is front view of the knob of FIG. 1;
FIG. 5 is a third side view of the knob of FIG. 1, a third side view being mirror image thereto; and,
FIG. 6 is a rear view of the knob of FIG. 1.
The broken lines are included for the purpose of illustration and form no part of the claimed design.

1 Claim, 2 Drawing Sheets



US D545,665 S

Page 2

U.S. PATENT DOCUMENTS					
D361,496 S	8/1995	Chieda	D399,407 S	10/1998	Burns et al.
D361,498 S	8/1995	Chieda	D399,723 S	10/1998	Burns et al.
D361,707 S	8/1995	Chieda	D401,834 S	12/1998	Burns et al.
D366,998 S	2/1996	Hollingsworth	D401,835 S	12/1998	Burns et al.
D367,217 S	2/1996	Hollingsworth-Ainscough	D403,571 S	1/1999	Burns et al.
D367,417 S	2/1996	Ainscough	D406,745 S	3/1999	Burns et al.
D368,014 S	3/1996	Ainscough	D411,728 S	6/1999	O'Neil
D368,638 S	4/1996	Sonnenleiter	D411,793 S	7/1999	O'Neil
D368,639 S	4/1996	Chieda	D411,794 S	7/1999	O'Neil
D368,640 S	4/1996	Sonnenleiter	D411,795 S	7/1999	O'Neil
D368,642 S	4/1996	Chieda	D413,248 S	8/1999	O'Neil
D368,643 S	4/1996	Sonnenleiter	D414,100 S	9/1999	O'Neil
D368,644 S	4/1996	Bishop	D415,405 S	10/1999	O'Neil
D368,842 S	4/1996	Sonnenleiter	D416,465 S	11/1999	O'Neil
D370,613 S	6/1996	Ainscough	D418,387 S	1/2000	O'Neil
D370,614 S	6/1996	Ainscough	D418,388 S	1/2000	O'Neil
D371,062 S	6/1996	Ainscough	D418,389 S	1/2000	O'Neil
D372,414 S	8/1996	De'Armond	D429,455 S	8/2000	Burns et al.
D372,657 S	8/1996	De'Armond	D429,991 S	8/2000	Short
D372,659 S	8/1996	De'Armond	D431,442 S	10/2000	Short
D373,065 S	8/1996	De'Armond	D431,444 S	10/2000	Short
D373,066 S	8/1996	De'Armond	D431,445 S	10/2000	Short
D373,067 S	8/1996	De'Armond	D431,996 S	10/2000	Short
D374,390 S	10/1996	De'Armond	D434,633 S	12/2000	Short
D377,655 S	1/1997	Smith	D434,962 S	12/2000	Short
D377,747 S	2/1997	De'Armond	D434,963 S	12/2000	Short
D381,252 S	7/1997	Chieda	D435,424 S	12/2000	Short
D386,667 S	11/1997	Smith	D435,426 S	12/2000	Short
D396,179 S	7/1998	Burns et al.	D437,202 S	2/2001	O'Neil
D396,180 S	7/1998	Burns et al.	D442,462 S	* 5/2001	Dewald et al. D8/310
D399,117 S	10/1998	Burns et al.	D526,883 S	* 8/2006	Gilbert D8/312

* cited by examiner

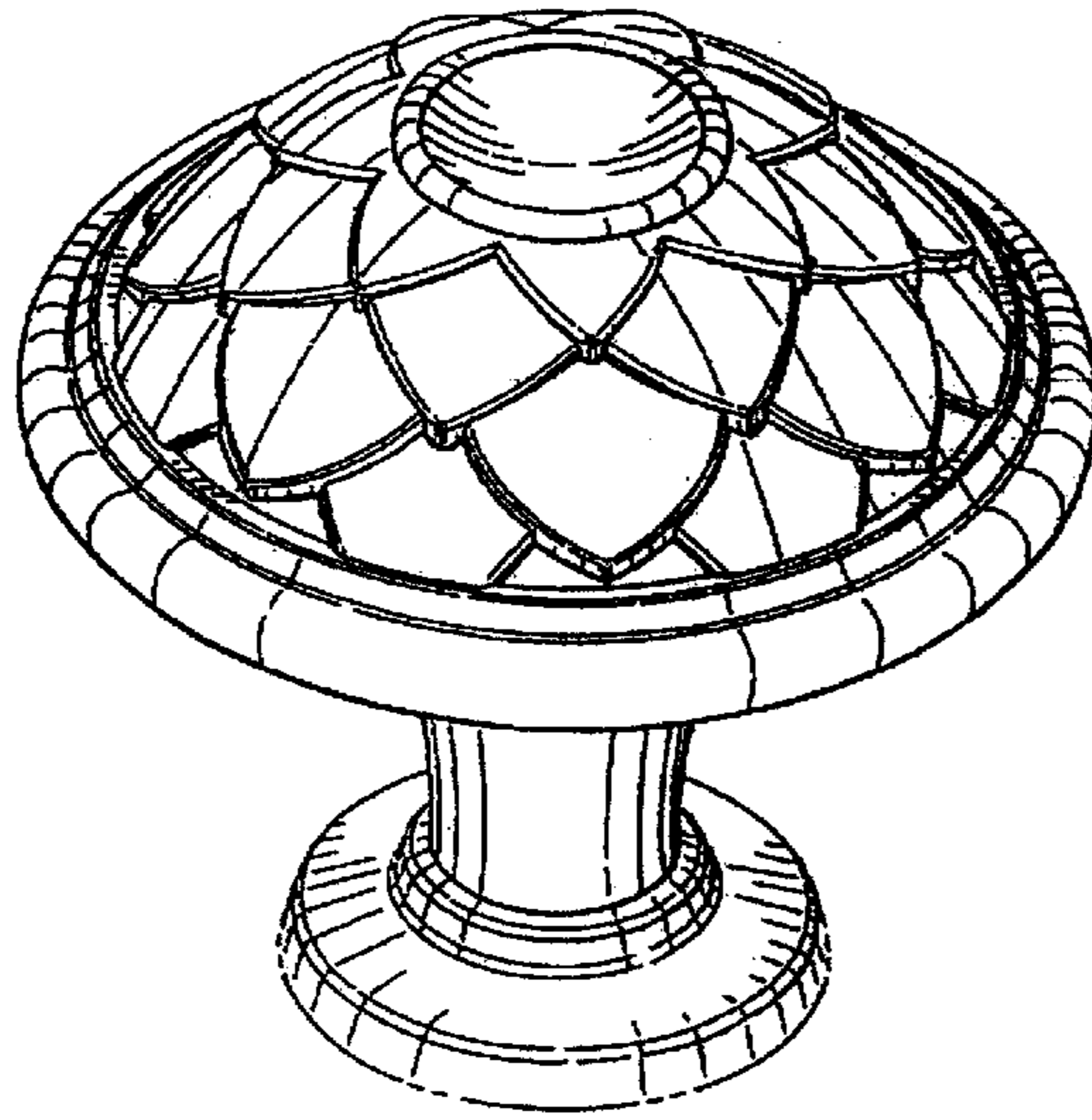


FIG. 1




FIG. 2

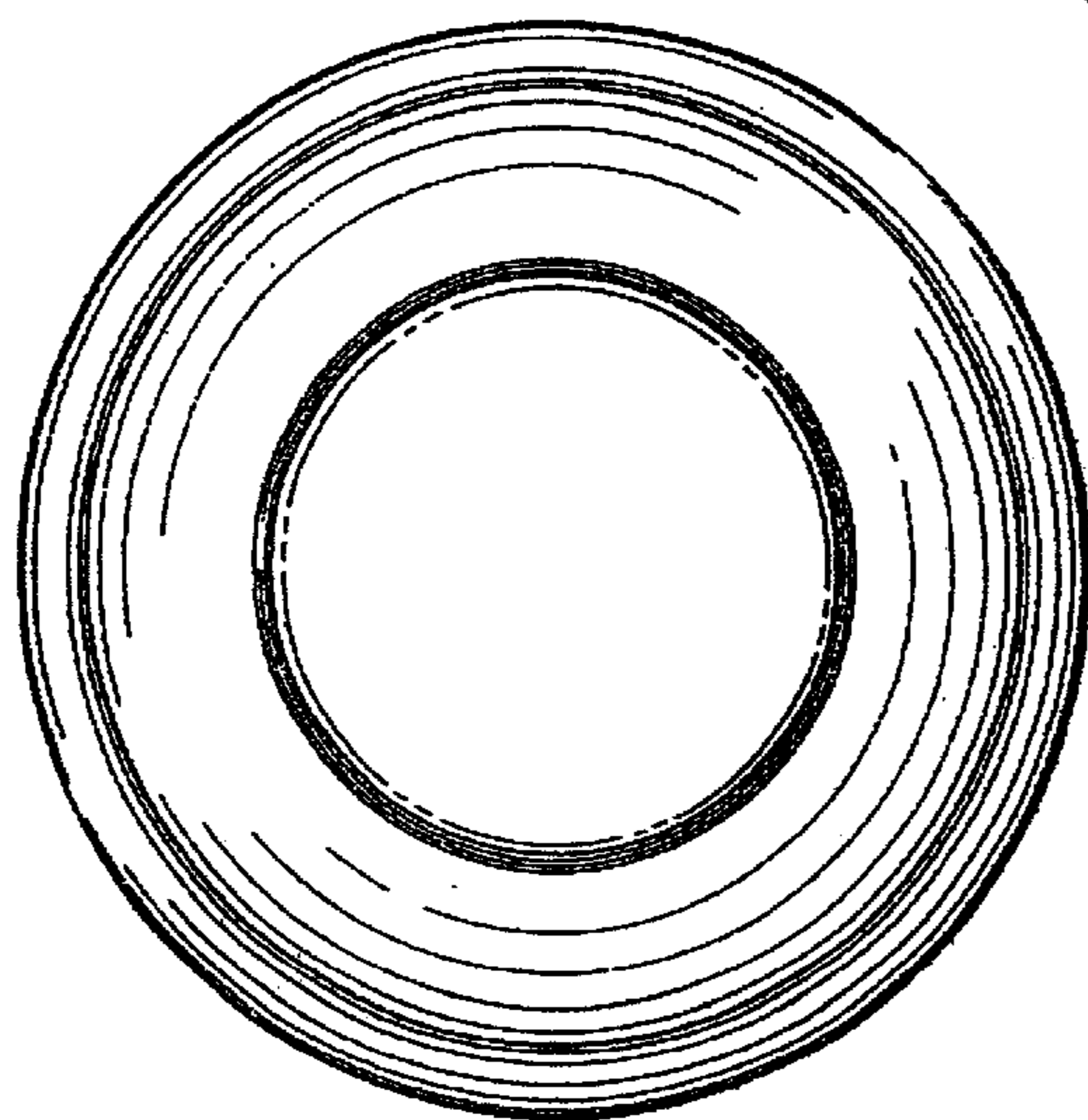


FIG. 3




FIG. 4




FIG. 5




FIG. 6