



US00D545654S

(12) **United States Design Patent**  
**Russo et al.**

(10) **Patent No.:** **US D545,654 S**

(45) **Date of Patent:** **\*\* Jul. 3, 2007**

(54) **WIRE PLIERS**

D532,267 S \* 11/2006 Chen ..... D8/52

(75) Inventors: **Peter Russo**, Bedford, MA (US); **Luc Lam**, Madison, WI (US)

**OTHER PUBLICATIONS**

Fiskars School Office Craft catalog, Jan. 2005, p. 81.

(73) Assignee: **Fiskars Brands, Inc.**, Madison, WI (US)

\* cited by examiner

(\*\*) Term: **14 Years**

*Primary Examiner*—Alan P. Douglas

*Assistant Examiner*—Deanna Fluegeman

(21) Appl. No.: **29/258,126**

(74) *Attorney, Agent, or Firm*—Foley & Lardner, LLP

(22) Filed: **Apr. 17, 2006**

(57) **CLAIM**

(51) **LOC (8) Cl.** ..... **08-05**

(52) **U.S. Cl.** ..... **D8/52; D8/55**

(58) **Field of Classification Search** ..... D8/4,  
D8/51, 52, 54, 55, 58, 105, 106, 107; 7/107,  
7/125, 127–130, 132, 133; 81/300, 302,  
81/304, 418, 424.5, 427.5

We claim the ornamental design for wire pliers, as shown and described.

See application file for complete search history.

**DESCRIPTION**

(56) **References Cited**

**U.S. PATENT DOCUMENTS**

D383,653 S \* 9/1997 Brantley ..... D8/52

6,131,244 A \* 10/2000 Bares ..... 81/427.5

D464,554 S \* 10/2002 Chen ..... D8/107

D477,208 S \* 7/2003 Panosian ..... D8/107

D484,771 S \* 1/2004 Panosian ..... D8/107

FIG. 1 is a perspective view of a pair of wire pliers showing our new design;

FIG. 2 is a right side view thereof;

FIG. 3 is a left side view thereof;

FIG. 4 is a top view thereof;

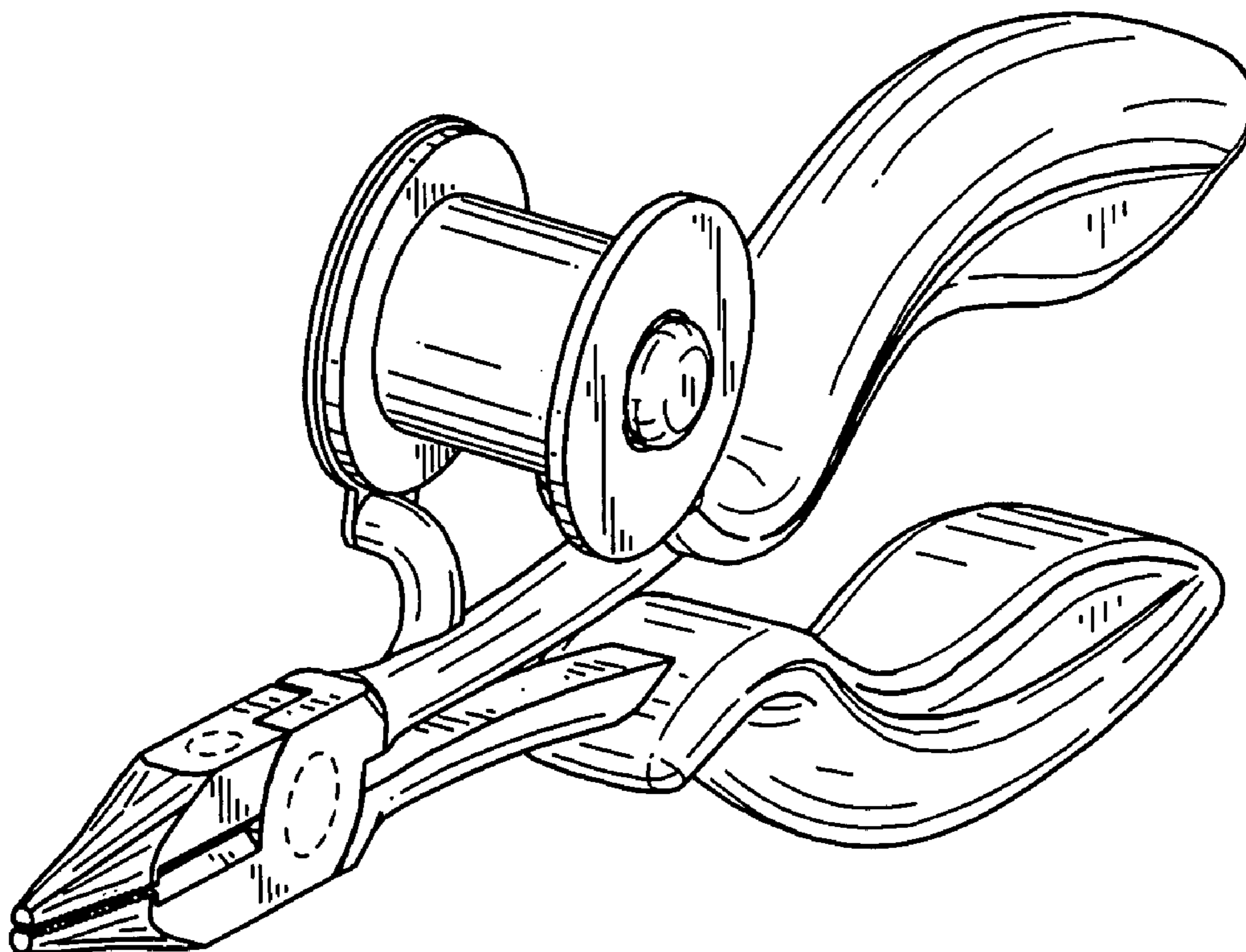
FIG. 5 is a bottom view thereof;

FIG. 6 is a front view thereof; and,

FIG. 7 is a rear view thereof.

The broken lines shown are for illustrative purposes only and form no part of the claimed design.

**1 Claim, 3 Drawing Sheets**



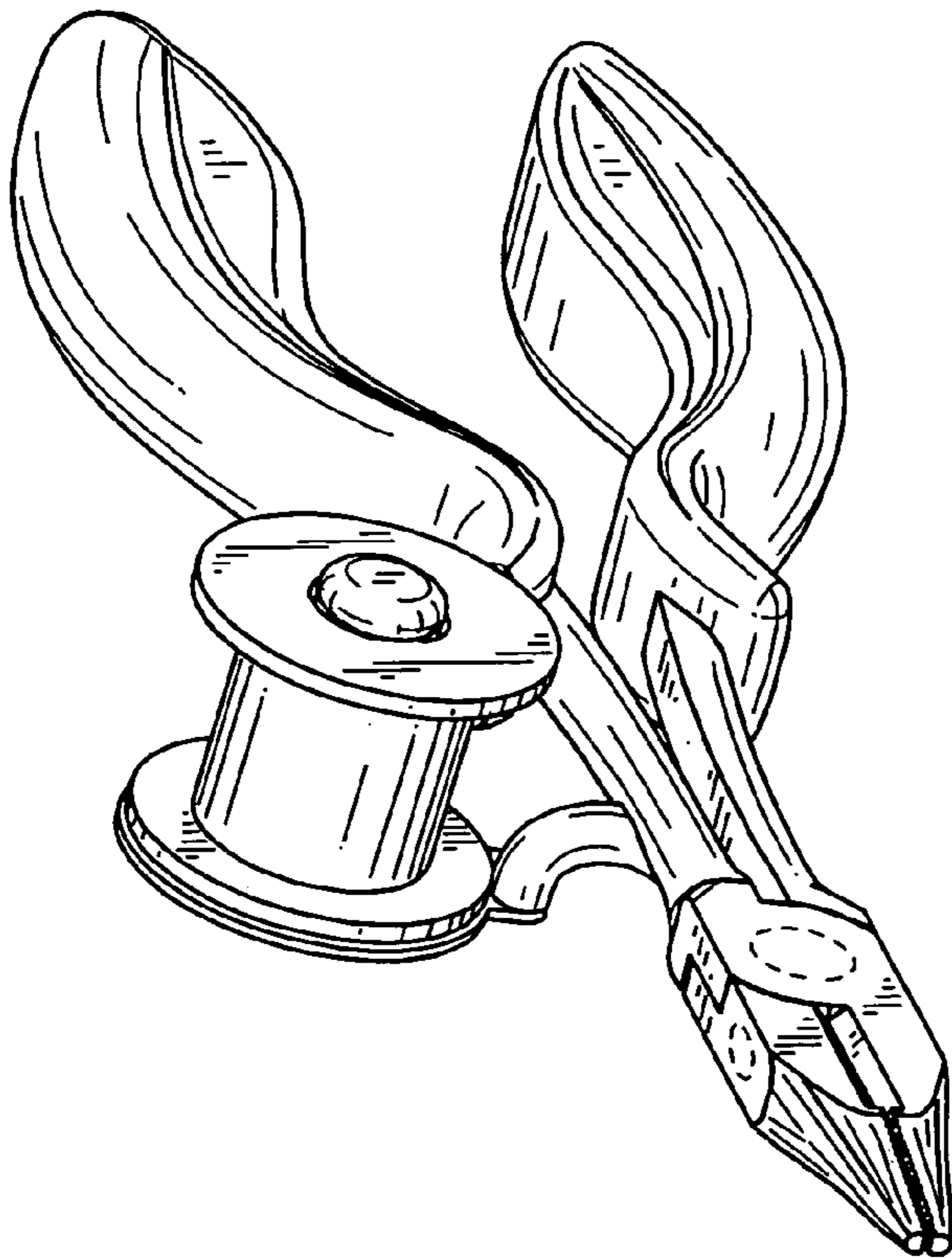


FIG. 1




FIG. 6

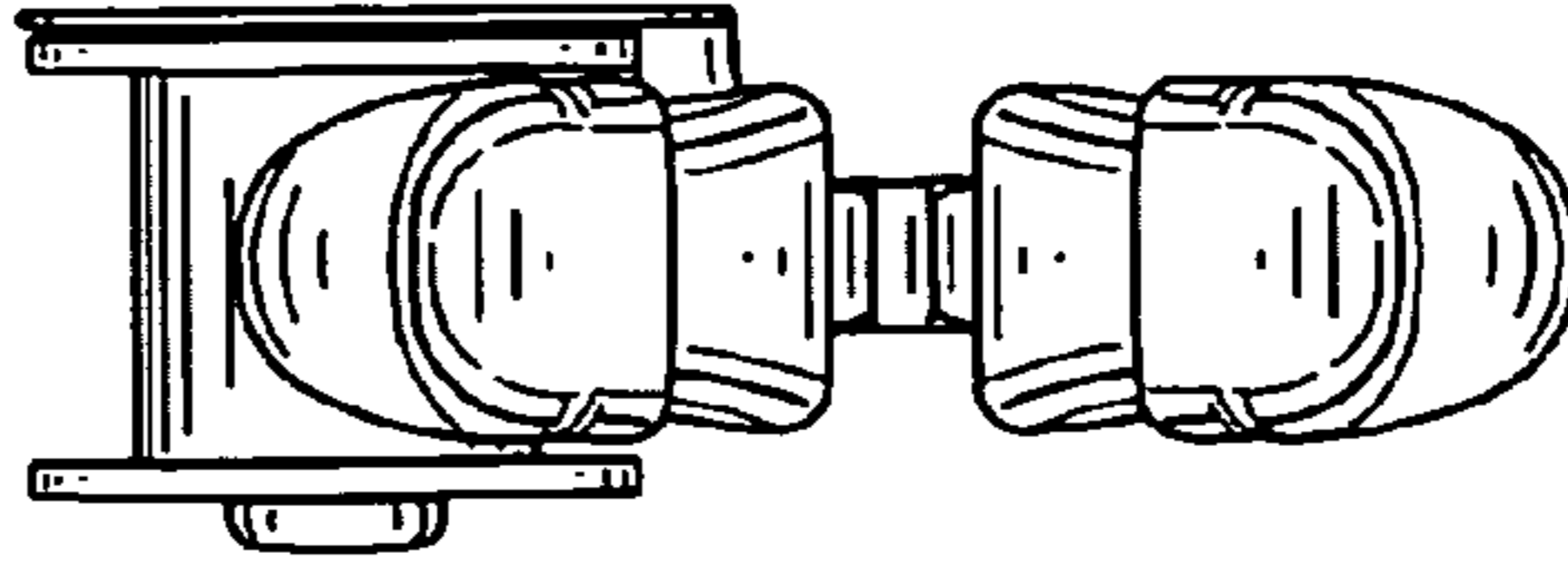


FIG. 7

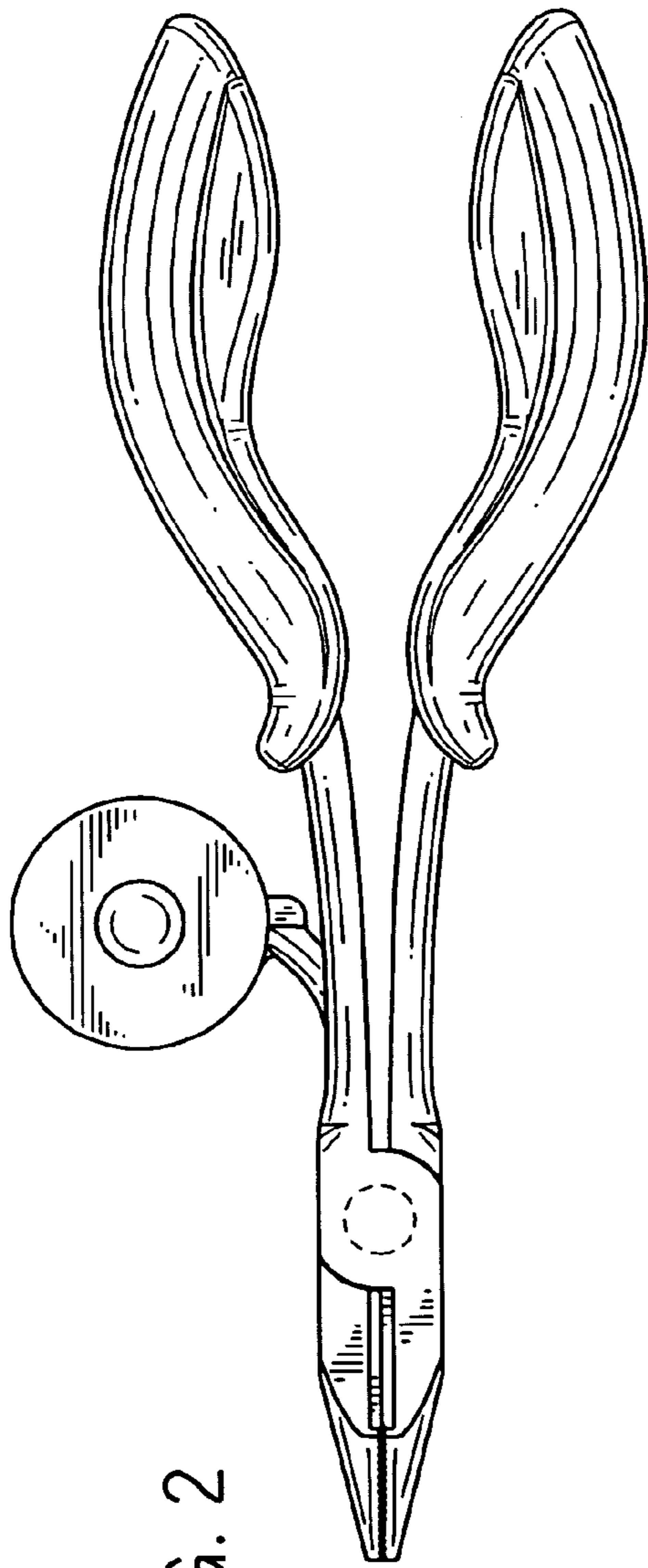


FIG. 2

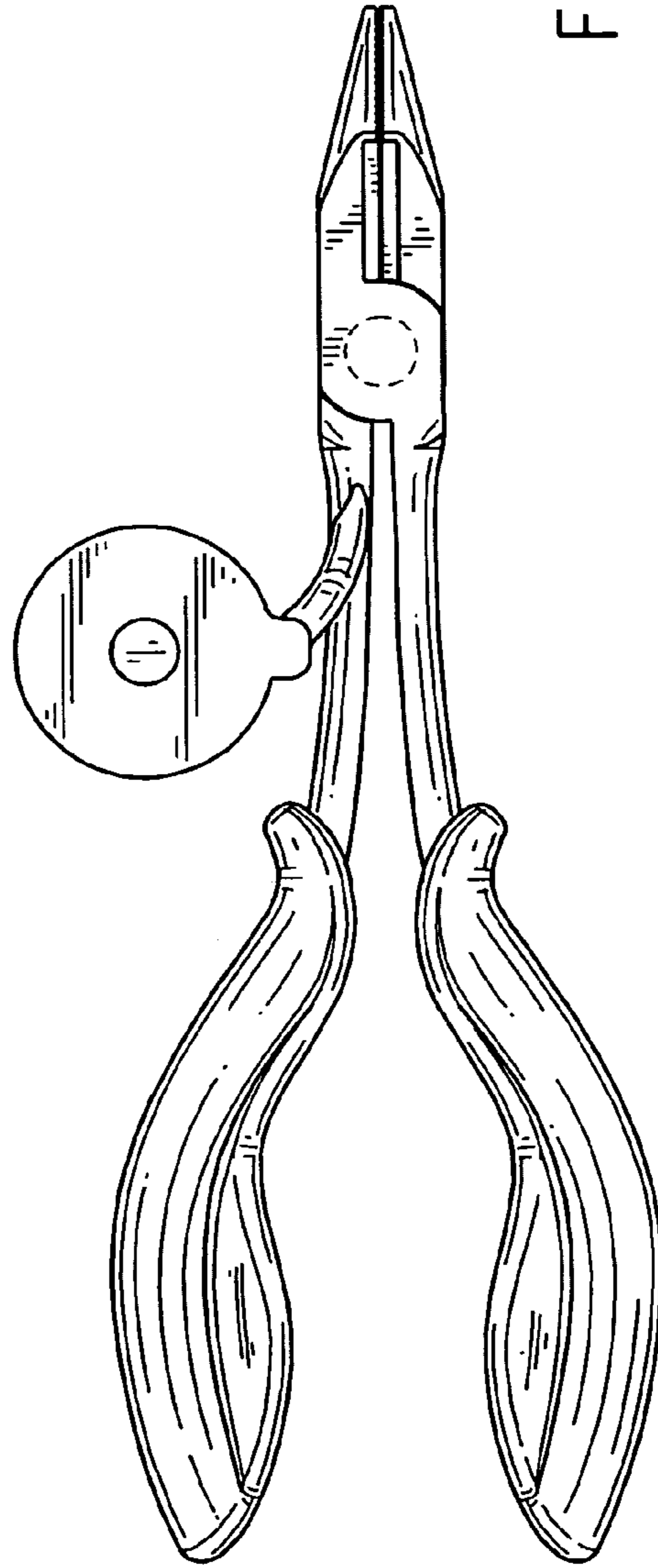


FIG. 3




FIG. 4




FIG. 5