



US00D545651S

(12) **United States Design Patent**  
**TuanMu**

(10) **Patent No.:** **US D545,651 S**

(45) **Date of Patent:** **\*\* Jul. 3, 2007**

(54) **RACHET WRENCH**

(75) Inventor: **Hsien-Chung TuanMu**, Taichung (TW)

(73) Assignee: **Lea Way Hand Tool Corporation**,  
Taichung (TW)

(\*\*) Term: **14 Years**

(21) Appl. No.: **29/255,271**

(22) Filed: **Mar. 7, 2006**

**Related U.S. Application Data**

(62) Division of application No. 29/219,349, filed on Dec. 15, 2004.

(51) **LOC (8) Cl.** ..... **08-05**

(52) **U.S. Cl.** ..... **D8/25; D8/28**

(58) **Field of Classification Search** ..... D8/21-29;  
81/119, 121.1, 120, 124.3, 124.4, 124.6, 124.7,  
81/125, 177.1, 177.2, 177.85, 436, 177.6,  
81/186, 58-63.2, 3.09, 486  
See application file for complete search history.

(56) **References Cited**

**U.S. PATENT DOCUMENTS**

1,543,338	A *	6/1925	Clark et al.	81/58.1
D340,175	S *	10/1993	Mann	D8/70
5,595,097	A *	1/1997	Anderson	81/125.1
5,865,074	A *	2/1999	Hsieh	81/124.3
5,996,453	A *	12/1999	Blacklock	81/467
D459,960	S *	7/2002	Wei	D8/25
D474,381	S *	5/2003	Lee et al.	D8/28

D486,366	S *	2/2004	Tuanmu	D8/25
D486,708	S *	2/2004	Tuanmu	D8/25
D504,057	S *	4/2005	Tuanmu	D8/25

**OTHER PUBLICATIONS**

Snap-on tool catalog dated 1990 p. 109.\*

\* cited by examiner

*Primary Examiner*—Raphael Barkai

*Assistant Examiner*—Randall H. Gholson

(74) *Attorney, Agent, or Firm*—Ladas and Parry LLP

(57) **CLAIM**

I claim the ornamental design for ratchet wrench, as shown and described.

**DESCRIPTION**

FIG. 1 is a perspective view of a ratchet wrench showing the new design;

FIG. 2 is another perspective view thereof;

FIG. 3 is a front elevational view thereof;

FIG. 4 is a rear elevational view thereof;

FIG. 5 is a top plan view thereof;

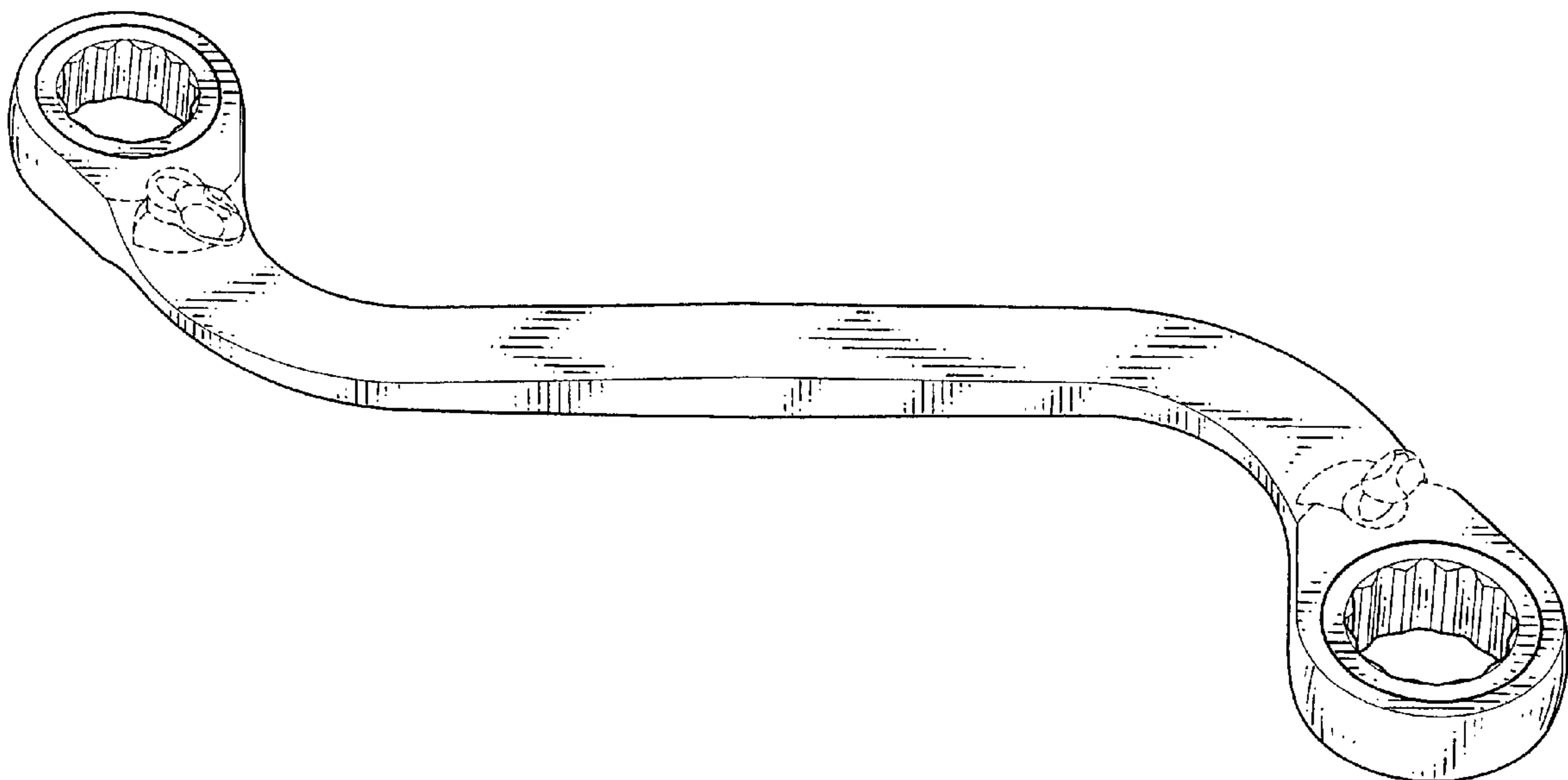
FIG. 6 is a bottom plan view thereof;

FIG. 7 is a left side elevational view thereof; and,

FIG. 8 is a right side elevational view thereof.

Broken lines depicting switches of the wrench are for illustrative purposes only and form no part of the claimed design.

**1 Claim, 6 Drawing Sheets**



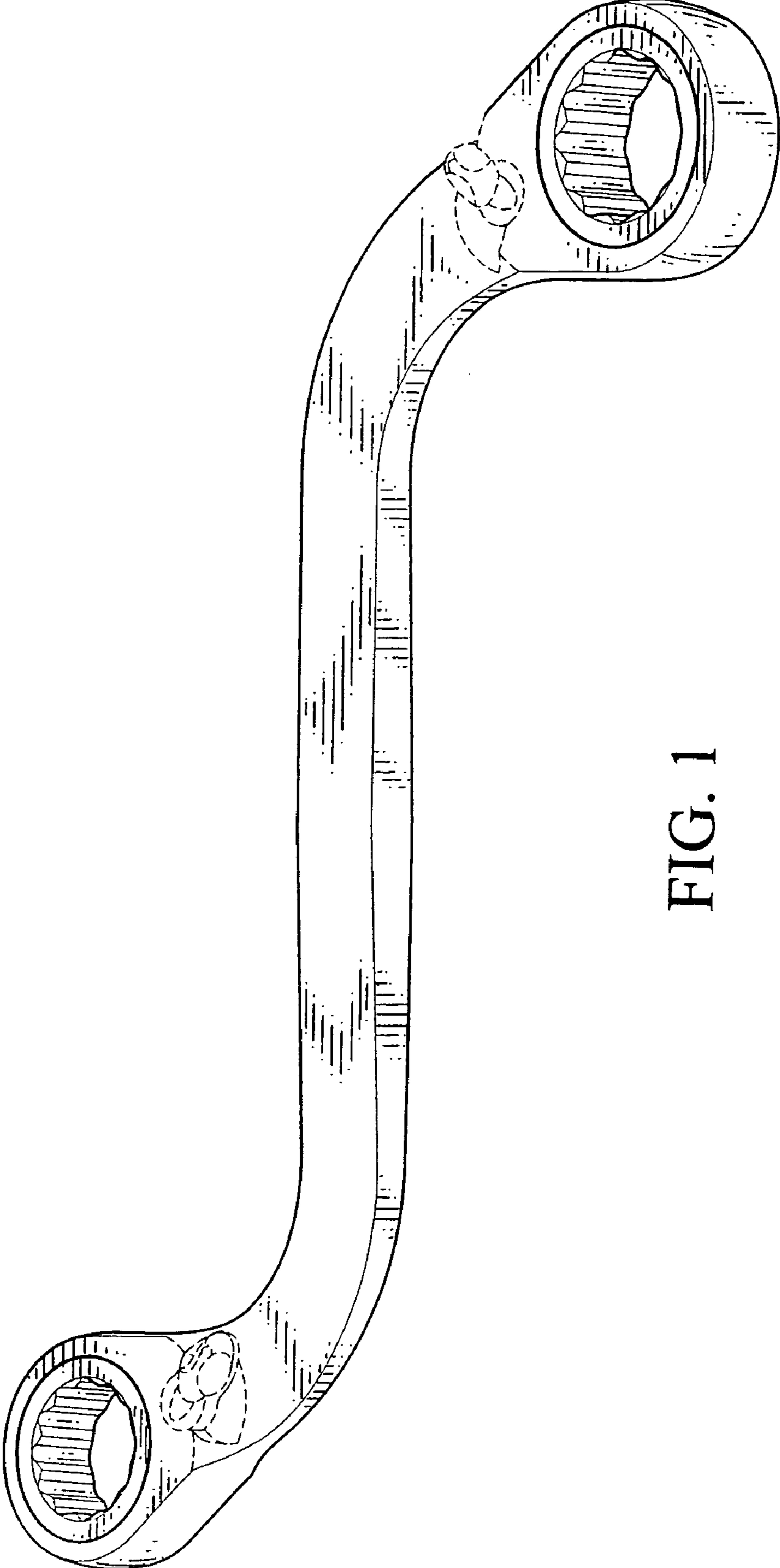


FIG. 1

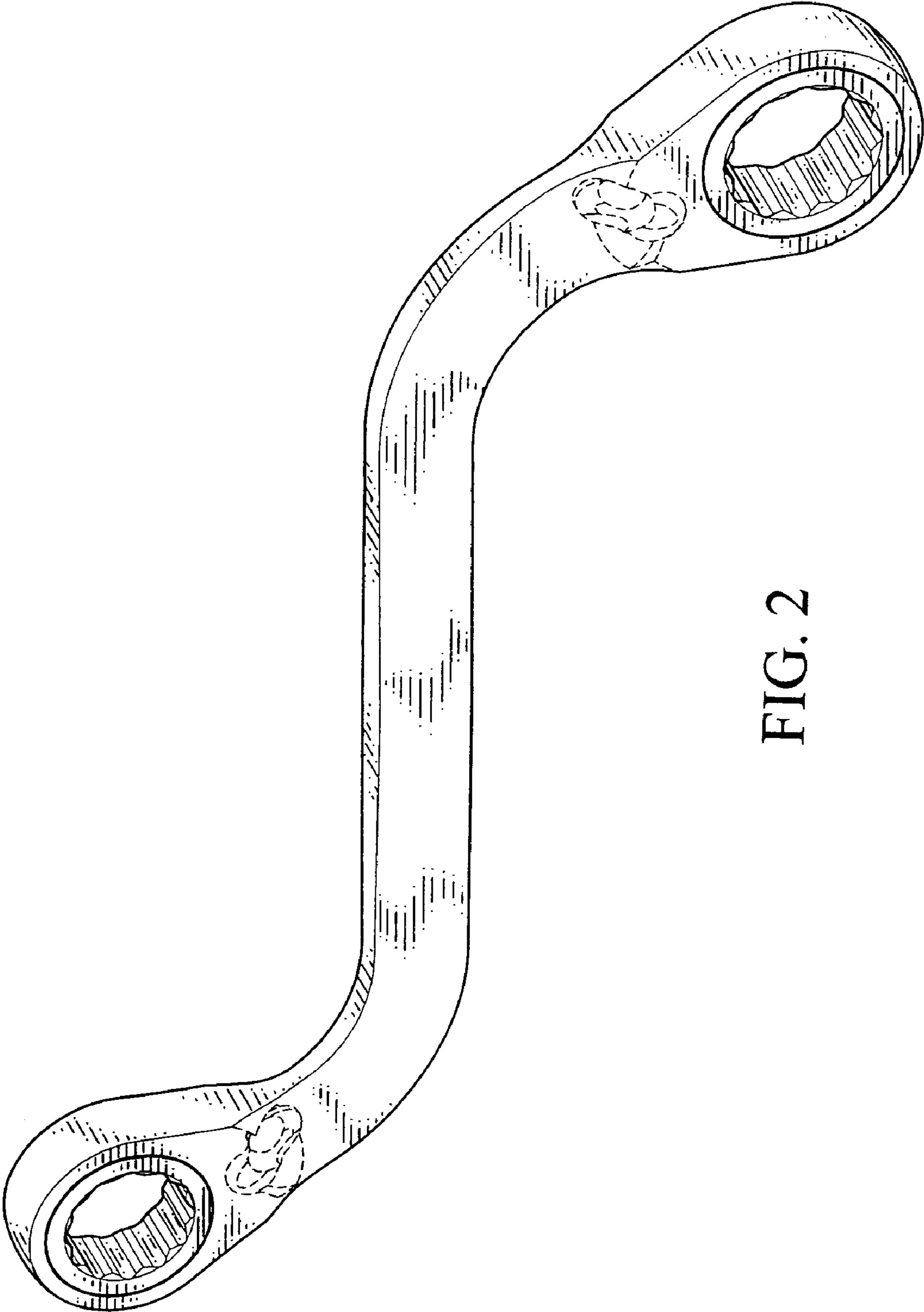


FIG. 2

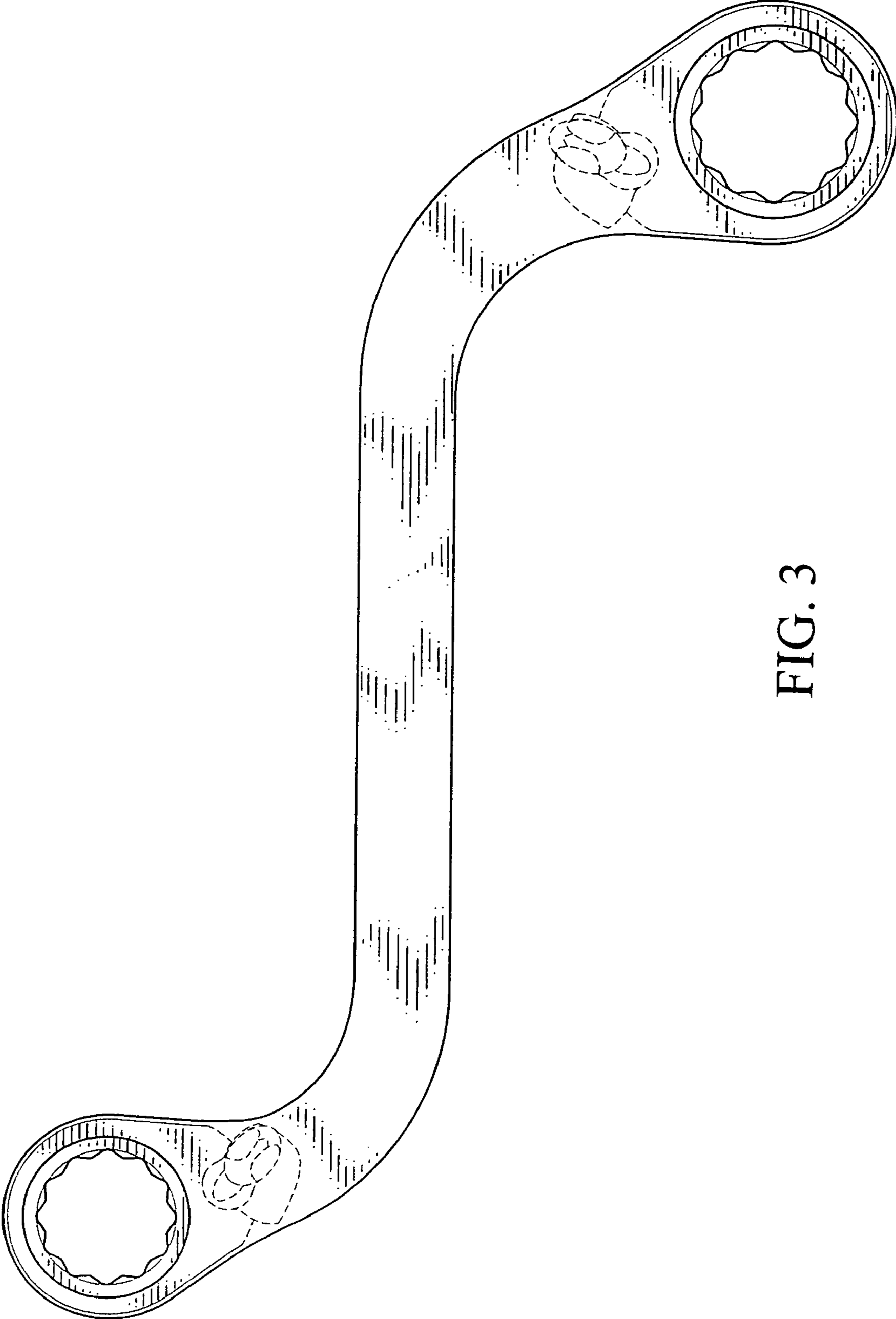


FIG. 3

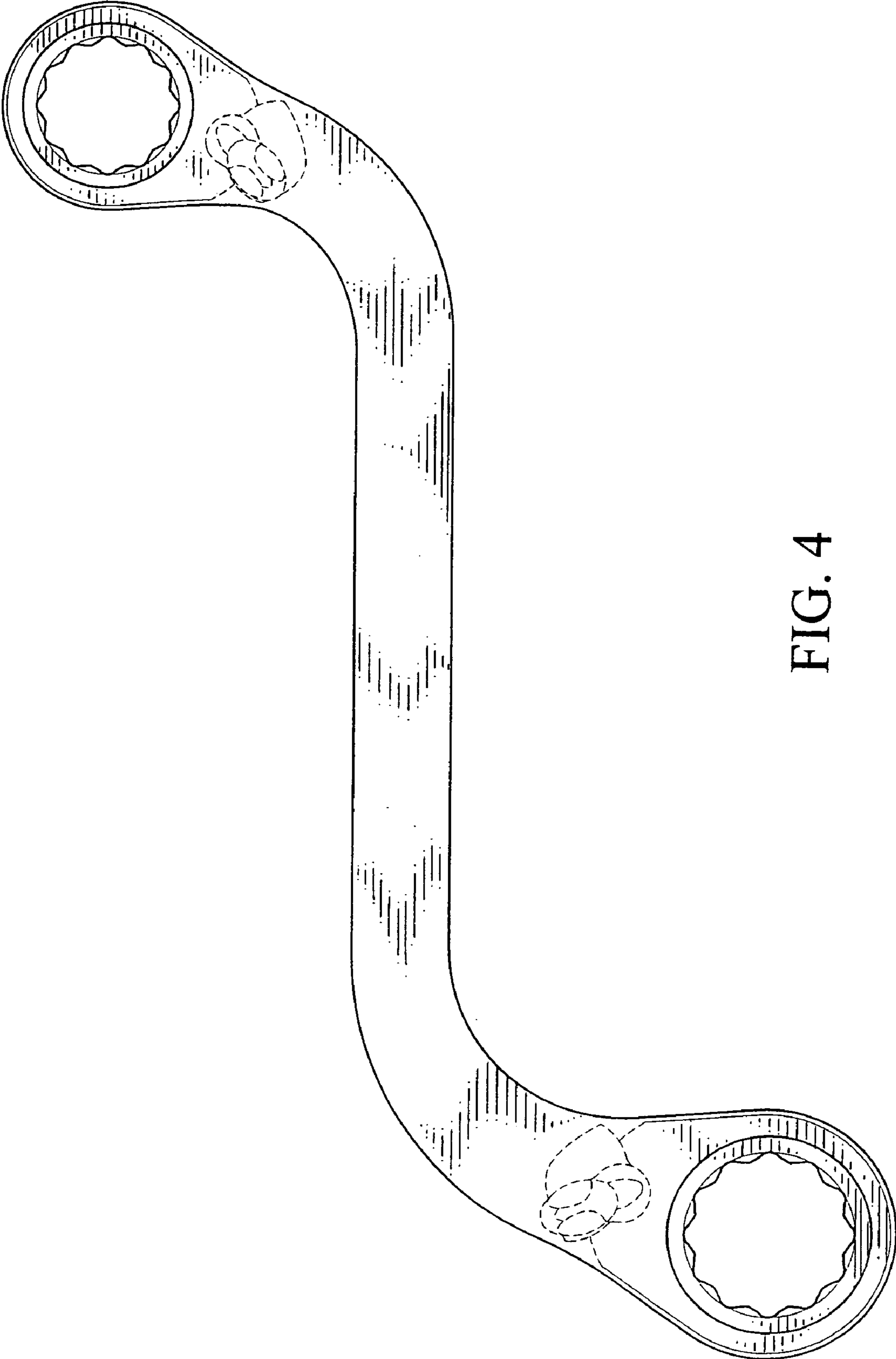


FIG. 4

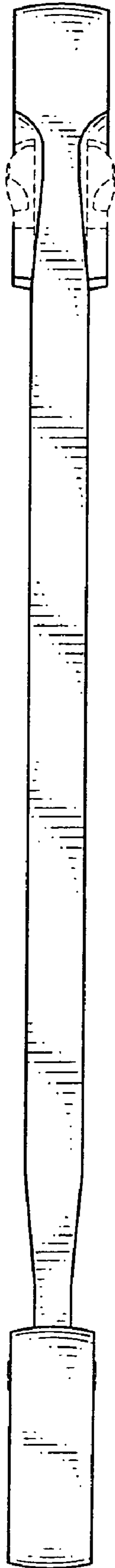


FIG. 5

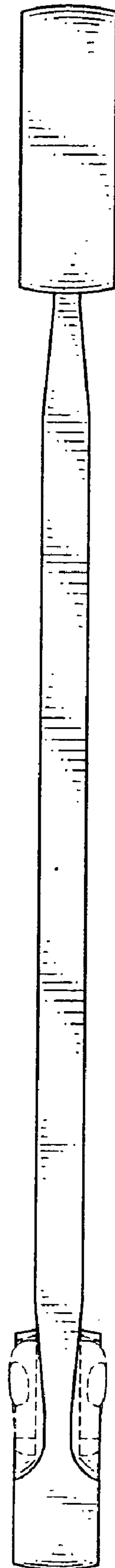


FIG. 6

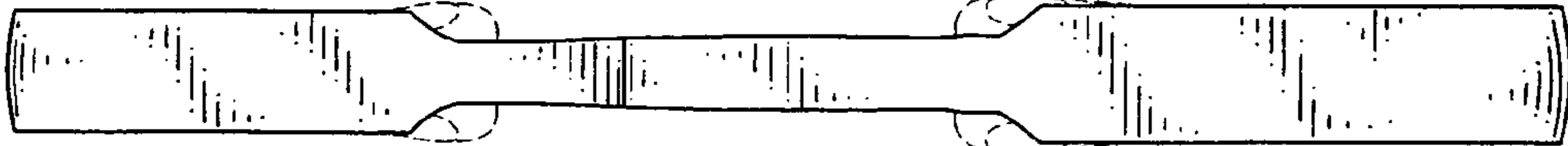


FIG. 8



FIG. 7