



US00D545649S

(12) **United States Design Patent** (10) **Patent No.:** **US D545,649 S**
Speck et al. (45) **Date of Patent:** **** Jul. 3, 2007**

(54) **CARPET INSTALLATION DEVICE** D392,855 S * 3/1998 Pillow D8/14
5,761,765 A 6/1998 Fuzzell
(76) Inventors: **Terry A. Speck**, 610-67th Ave. N. C6, 5,775,045 A 7/1998 Hill
Myrtle Beach, SC (US) 29572; 5,956,804 A 9/1999 Dunne
Kenneth D. Wagster, 101 Stonehurst 6,026,619 A 2/2000 Hunt
Dr., Goose Creek, SC (US) 29445 6,155,629 A * 12/2000 Sherman 16/4
6,553,616 B2 4/2003 Johnson
(**) Term: **14 Years** 2001/0002615 A1 6/2001 Lacross et al.
2004/0168381 A1 9/2004 Rissone
(21) Appl. No.: **29/234,529** 2006/0282981 A1* 12/2006 Speck et al. 16/16

(22) Filed: **Jul. 20, 2005**

Related U.S. Application Data

(63) Continuation of application No. 11/154,644, filed on Jun. 17, 2005.

(51) **LOC (8) Cl.** **08-05**
(52) **U.S. Cl.** **D8/15**
(58) **Field of Classification Search** D8/14-16,
D8/19, 45, 88; D19/65, 72; D21/385, 386;
D99/99; 7/103; 16/4-7, 16; 81/488; 294/8.6
See application file for complete search history.

(56) **References Cited**

U.S. PATENT DOCUMENTS

D28,943 S * 6/1898 Martin et al. D8/15
1,416,051 A 5/1922 Muller
2,664,589 A * 1/1954 Szpilberg 16/16
2,750,621 A * 6/1956 White 16/16
3,673,633 A * 7/1972 Frebraro 16/16
3,805,862 A 4/1974 Jirovetz
3,858,269 A 1/1975 Sutton et al.
3,997,937 A 12/1976 Manguso
D254,474 S * 3/1980 Finucane et al. D8/15
4,230,303 A 10/1980 Schilz
4,588,628 A * 5/1986 Roth 428/85
D287,565 S * 1/1987 Merritt D8/14
4,653,138 A 3/1987 Carder
4,759,096 A 7/1988 Dorris
4,970,754 A 11/1990 Anderson et al.
5,203,130 A 4/1993 Frelove
D353,754 S * 12/1994 Carlisle D8/14
5,465,459 A * 11/1995 Hopkins 16/11
5,661,874 A 9/1997 Latour

FOREIGN PATENT DOCUMENTS

JP 2002253418 9/2002
WO WO 92/08400 A1 5/1992

OTHER PUBLICATIONS

“Carpet Tack Strip,” website: <http://doityourself.com/store/carpet-tackstrip.htm>, 1 page, printed from the Internet on Sep. 13, 2004.

* cited by examiner

Primary Examiner—Robert M. Spear
Assistant Examiner—Garth Rademaker
(74) *Attorney, Agent, or Firm*—Christopher Wood; Wood & Eisenberg, PLLC

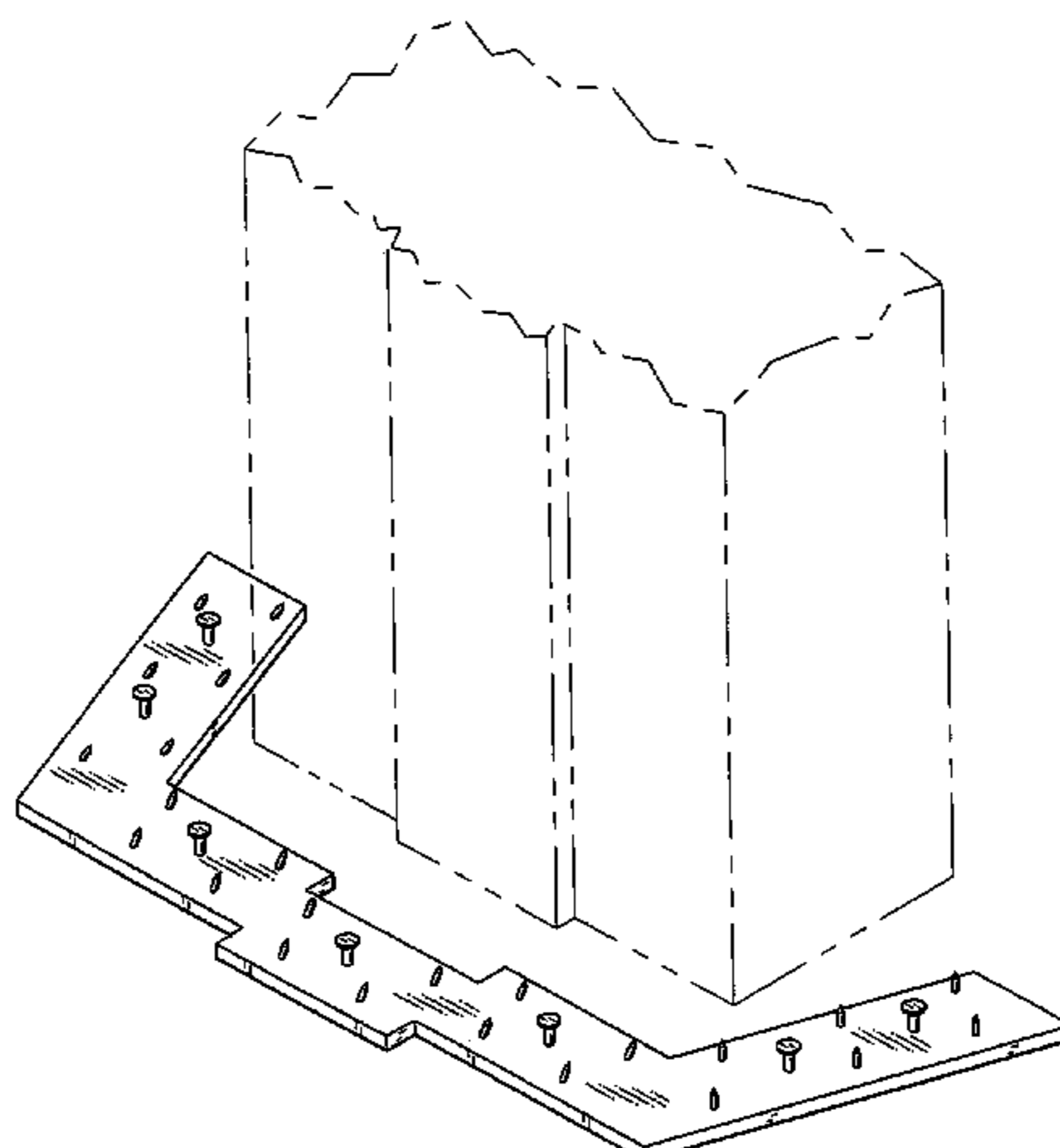
(57) **CLAIM**

The ornamental design for a carpet installation device, as shown and described.

DESCRIPTION

FIG. 1 is a perspective view of a carpet installation device, which is used for laying down carpet around a doorjamb, showing our new design;
FIG. 2 is a top plan view thereof;
FIG. 3 is a bottom plan view thereof;
FIG. 4 is a front elevation view thereof;
FIG. 5 is a rear elevation view thereof;
FIG. 6 is a left side elevation view thereof; and,
FIG. 7 is a right side elevation view thereof.

1 Claim, 5 Drawing Sheets



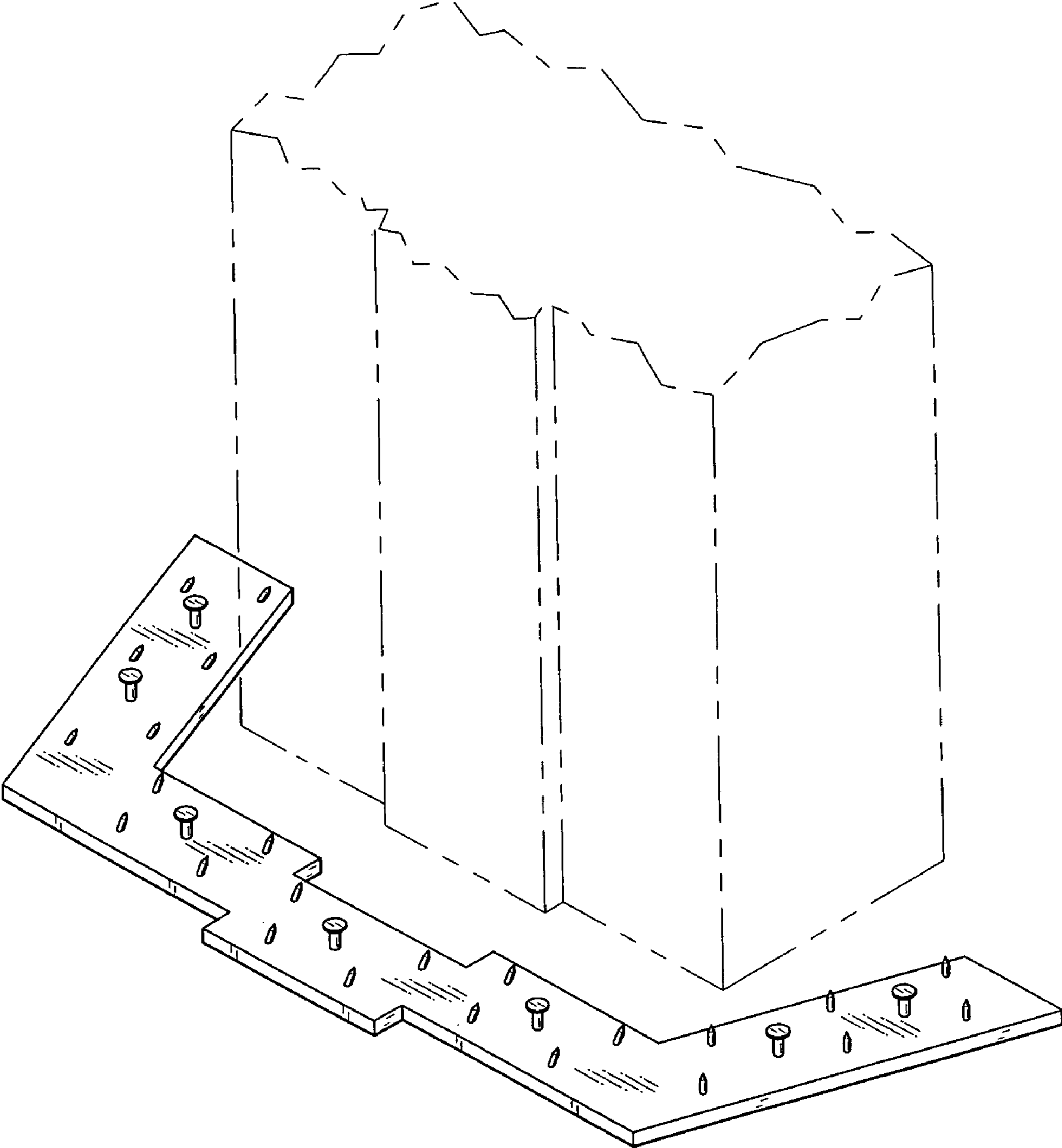


Fig. 1

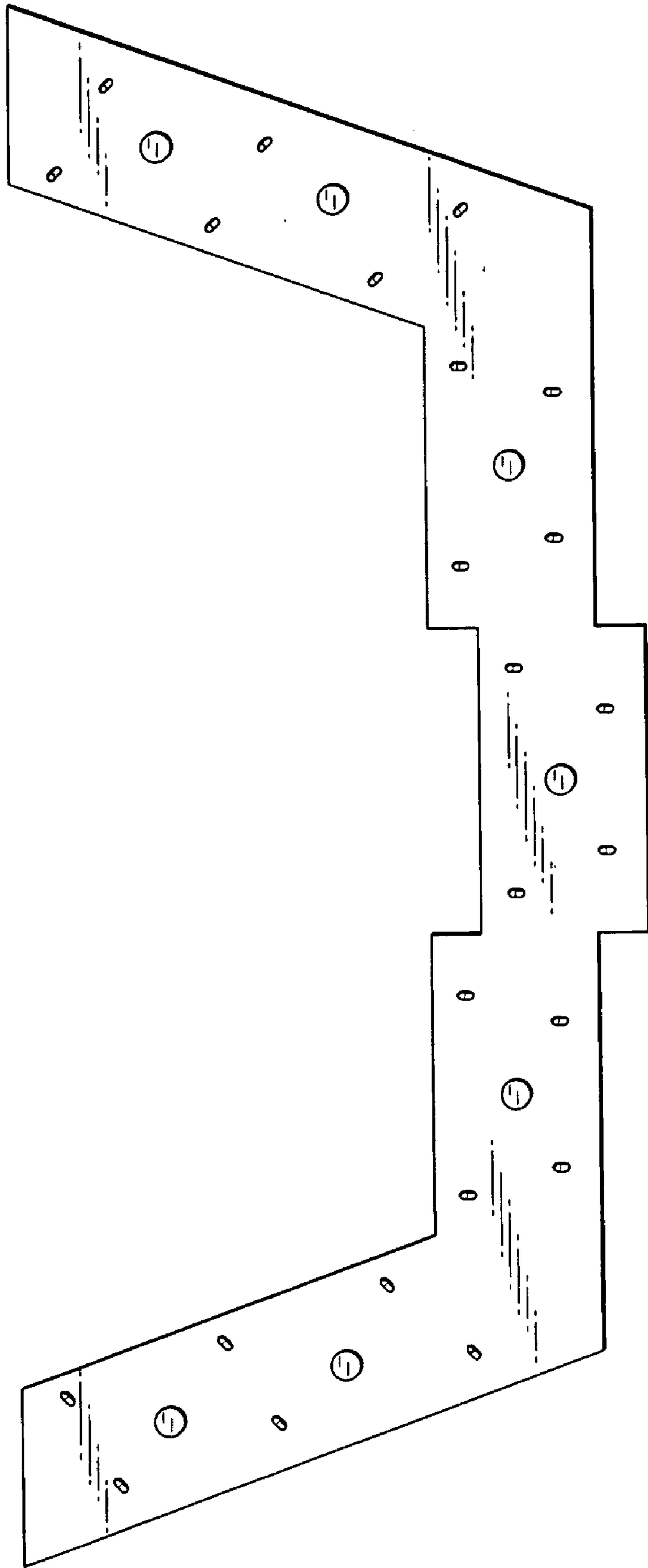


Fig. 2

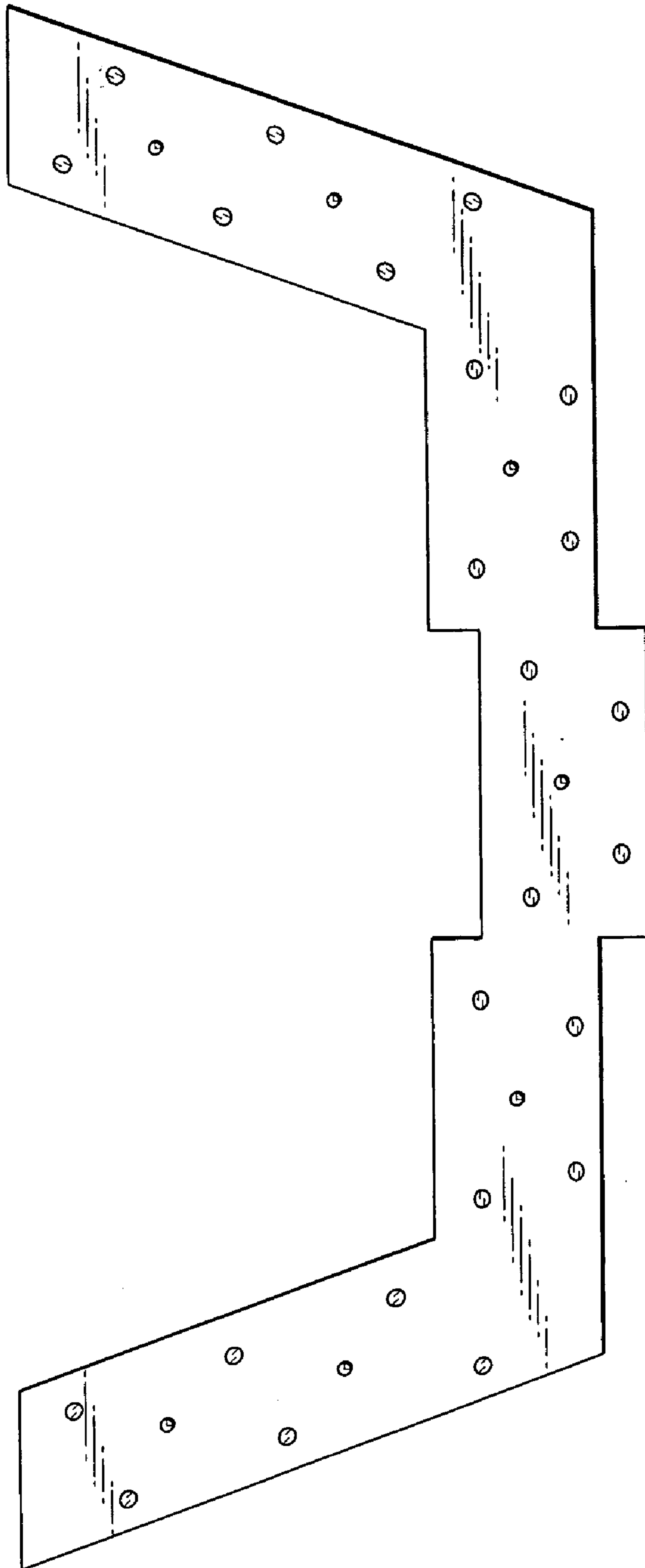


Fig. 3

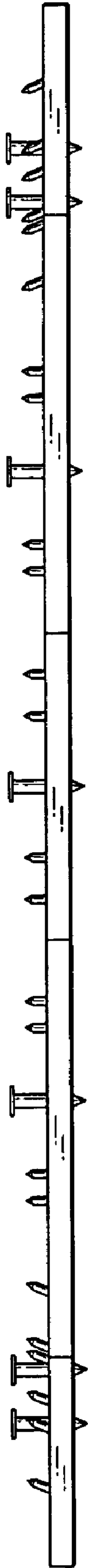


Fig. 4

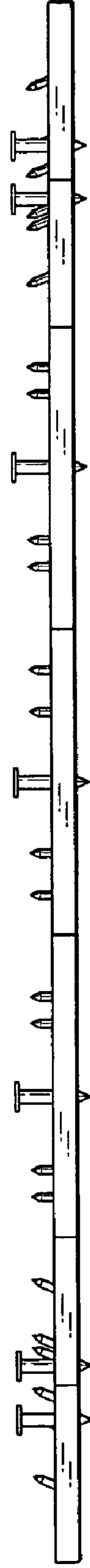


Fig. 5

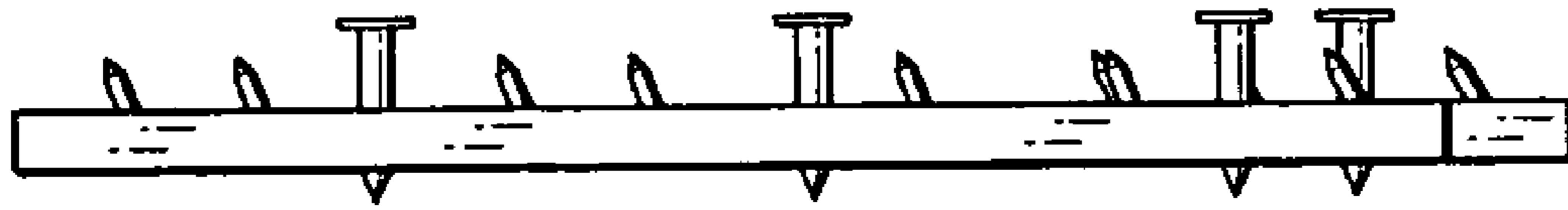


Fig. 6

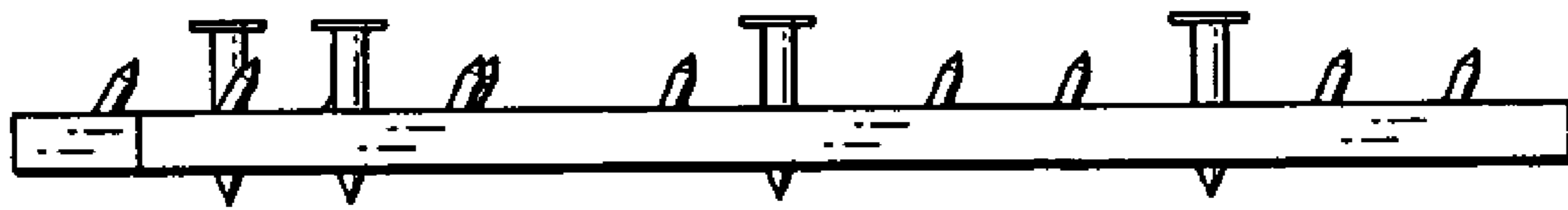


Fig. 7