



US00D545647S

(12) **United States Design Patent**
Fortier

(10) **Patent No.:** **US D545,647 S**

(45) **Date of Patent:** **** Jul. 3, 2007**

(54) **COMBINED LEAF RAKE AND HANDLE**

D484,373 S * 12/2003 Ross D8/13
D509,414 S * 9/2005 Hinden D8/13

(75) Inventor: **Andre Fortier**, Berthier sur Mer (CA)

* cited by examiner

(73) Assignee: **Ames True Temper, Inc.**, Camp Hill, PA (US)

Primary Examiner—Holly H. Baynham

Assistant Examiner—Sheryl Friedman

(**) Term: **14 Years**

(74) *Attorney, Agent, or Firm*—David C. Jenkins; David V. Radack; Eckert Seamans Cherin & Mellott, LLC

(21) Appl. No.: **29/225,684**

(57) **CLAIM**

(22) Filed: **Mar. 18, 2005**

I claim, the ornamental design for a combined leaf rake and handle, as shown and described.

(51) **LOC (8) Cl.** **08-01**

(52) **U.S. Cl.** **D8/13**

(58) **Field of Classification Search** 172/371–372,
172/375–378; 7/114–116; D8/4–12, 52,
D8/83, 300; 56/400.1–400.21

DESCRIPTION

See application file for complete search history.

FIG. 1 is a front perspective view of a leaf rake showing any new design;

FIG. 2 is a front elevational view thereof;

FIG. 3 is a back elevational view thereof;

FIG. 4 is a left side elevational view thereof;

FIG. 5 is a right-side elevational view thereof;

FIG. 6 is a top plan view thereof; and,

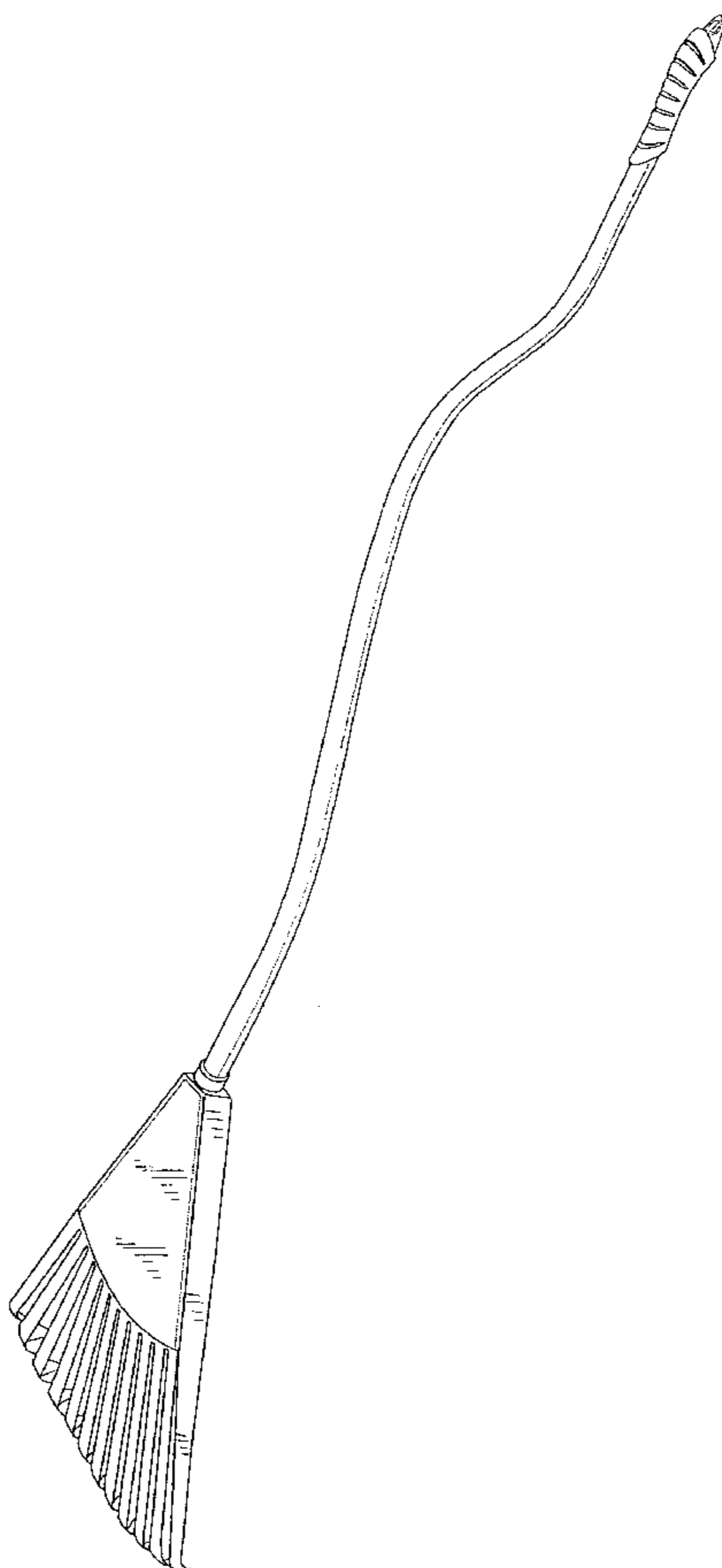
FIG. 7 is a bottom plan view thereof.

(56) **References Cited**

U.S. PATENT DOCUMENTS

D233,305 S	*	10/1974	Eads	D8/13
D248,612 S	*	7/1978	Oas	D8/13
D282,900 S	*	3/1986	Salvato	D8/13
D361,245 S	*	8/1995	Altergott	D8/13
D391,132 S	*	2/1998	Gandee et al.	D8/13
D465,705 S	*	11/2002	Hinden	D8/13

1 Claim, 4 Drawing Sheets



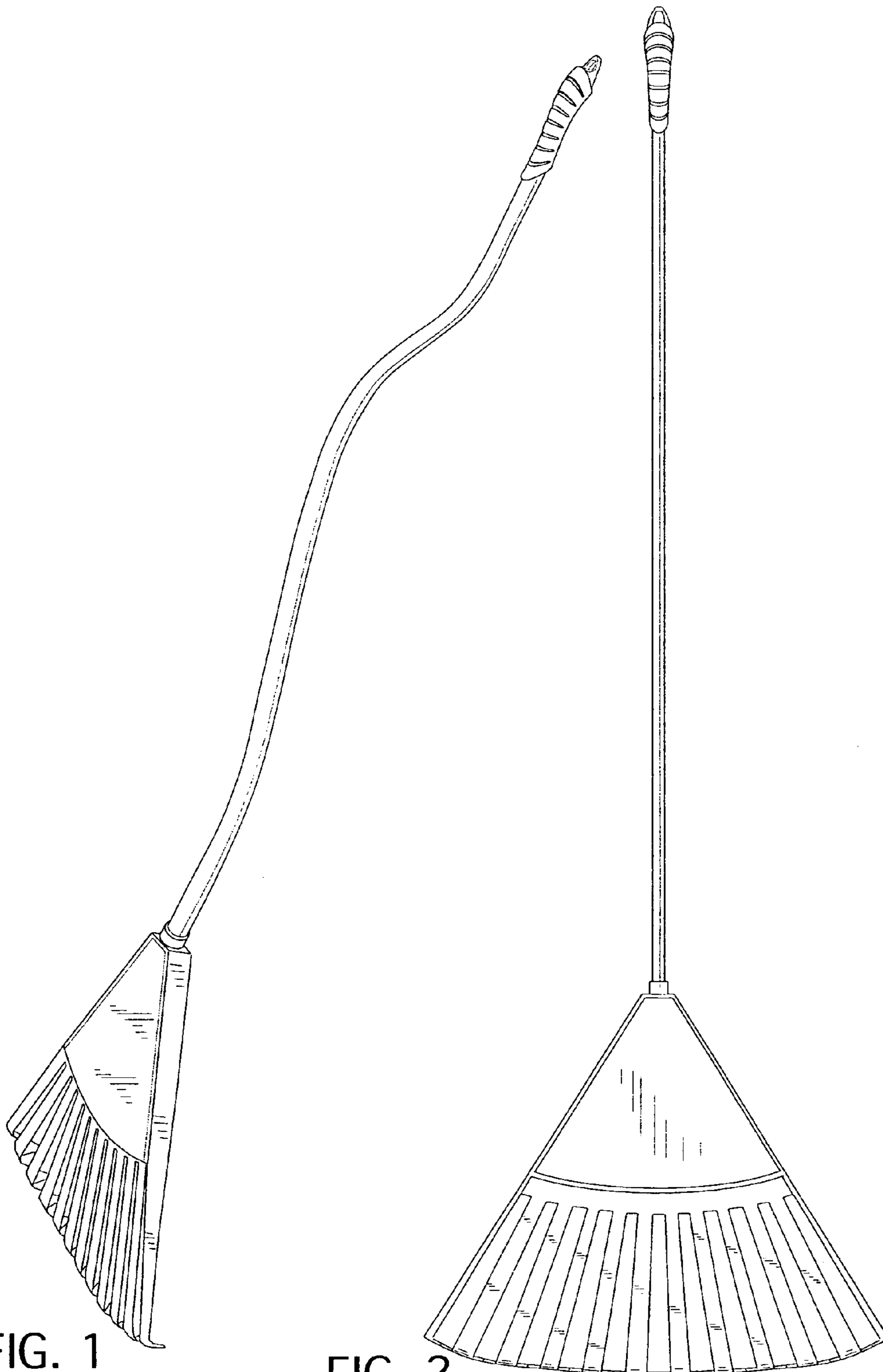


FIG. 1

FIG. 2

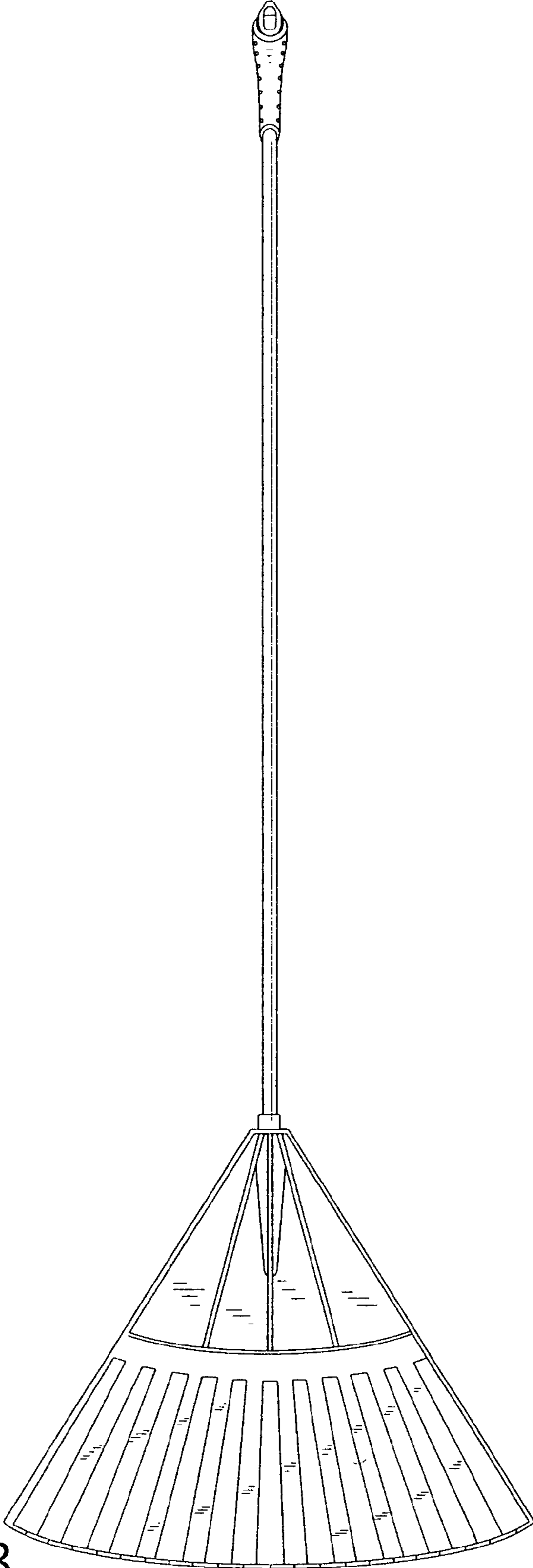


FIG. 3




FIG. 4

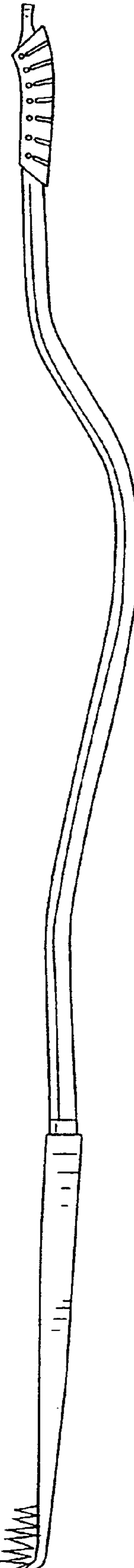


FIG. 5

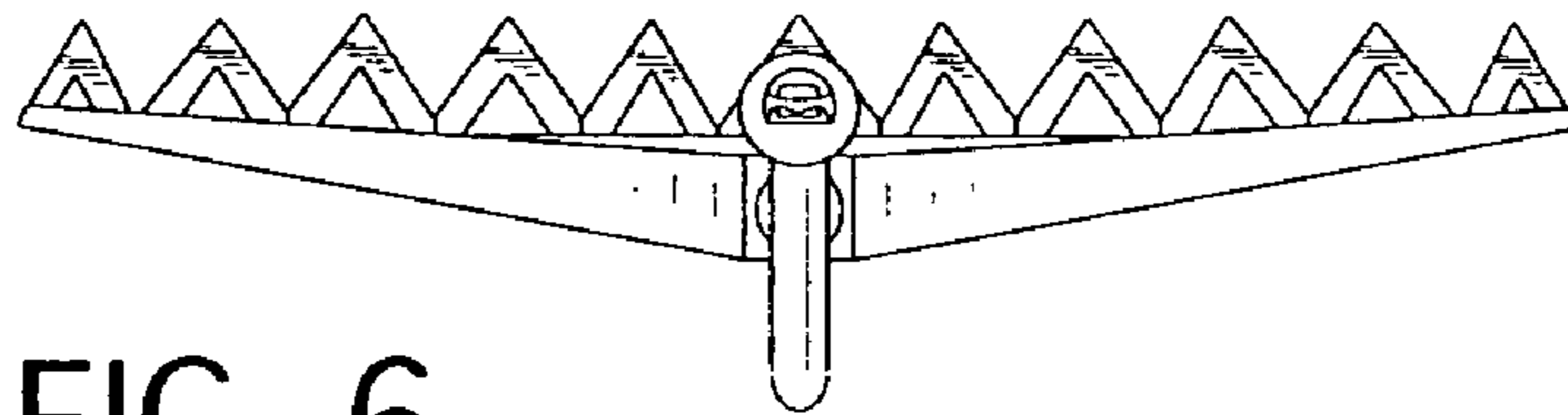


FIG. 6

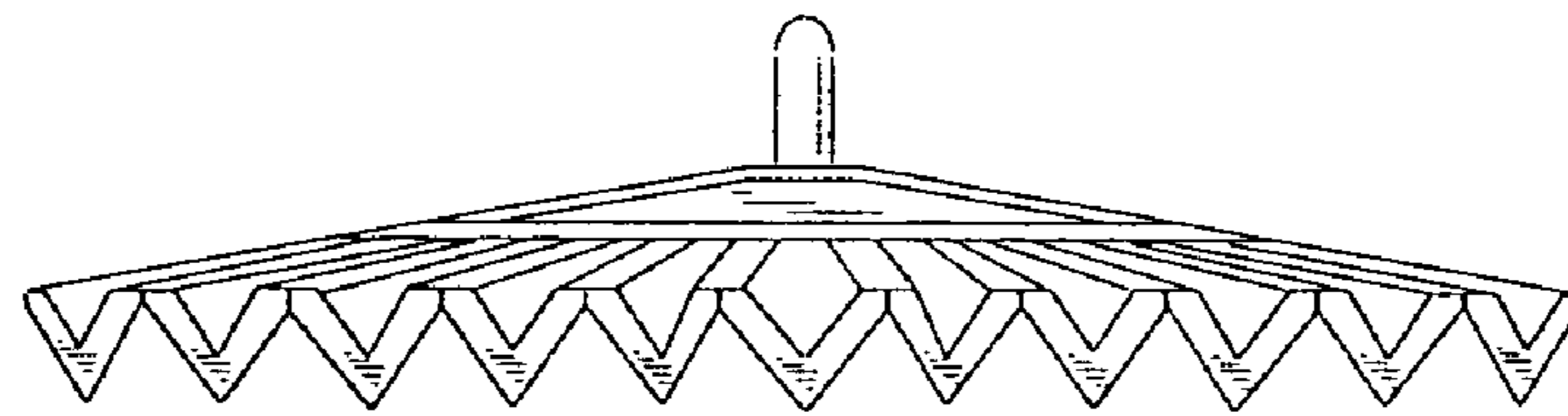


FIG. 7