

US00D545646S

(12) **United States Design Patent**
Shan

(10) **Patent No.:** **US D545,646 S**

(45) **Date of Patent:** **** Jul. 3, 2007**

(54) **GARDEN SCISSORS**

(75) Inventor: **Su-Hua Shan**, Taichung (TW)

(73) Assignee: **Natura Innovation Ltd.**, Port Louis (MU)

(**) Term: **14 Years**

(21) Appl. No.: **29/241,878**

(22) Filed: **Oct. 31, 2005**

(51) **LOC (8) Cl.** **08-01**

(52) **U.S. Cl.** **D8/5**

(58) **Field of Classification Search** D8/4,
D8/5, 57; 30/251, 260, 262

See application file for complete search history.

(56) **References Cited**

U.S. PATENT DOCUMENTS

D307,696 S *	5/1990	Ishida et al.	D8/5
D359,205 S *	6/1995	Her	D8/5
5,469,625 A *	11/1995	Melter et al.	30/251
5,551,157 A *	9/1996	Wu	30/341
D380,358 S *	7/1997	Wu	D8/5
D393,189 S *	4/1998	Spear et al.	D8/5
D427,493 S *	7/2000	Wu	D8/5
D434,285 S *	11/2000	Podlesny	D8/5
D451,354 S *	12/2001	Liu	D8/57
D455,938 S *	4/2002	Wu	D8/5

D458,816 S *	6/2002	Meyerratken	D8/5
D469,323 S *	1/2003	Linden	D8/5
D470,732 S *	2/2003	Wu	D8/5
6,643,937 B1 *	11/2003	Wu	30/262
6,675,481 B2 *	1/2004	Wu	30/123.3
D491,775 S *	6/2004	Tomchak et al.	D8/5

* cited by examiner

Primary Examiner—Holly H. Baynham

Assistant Examiner—Sheryl Friedman

(74) *Attorney, Agent, or Firm*—Charles E. Baxley

(57) **CLAIM**

The ornamental design for garden scissors, as shown and described.

DESCRIPTION

FIG. 1 is a perspective view of a garden scissors showing our new design thereof;

FIG. 2 is a front elevational view thereof;

FIG. 3 is a rear elevational view thereof;

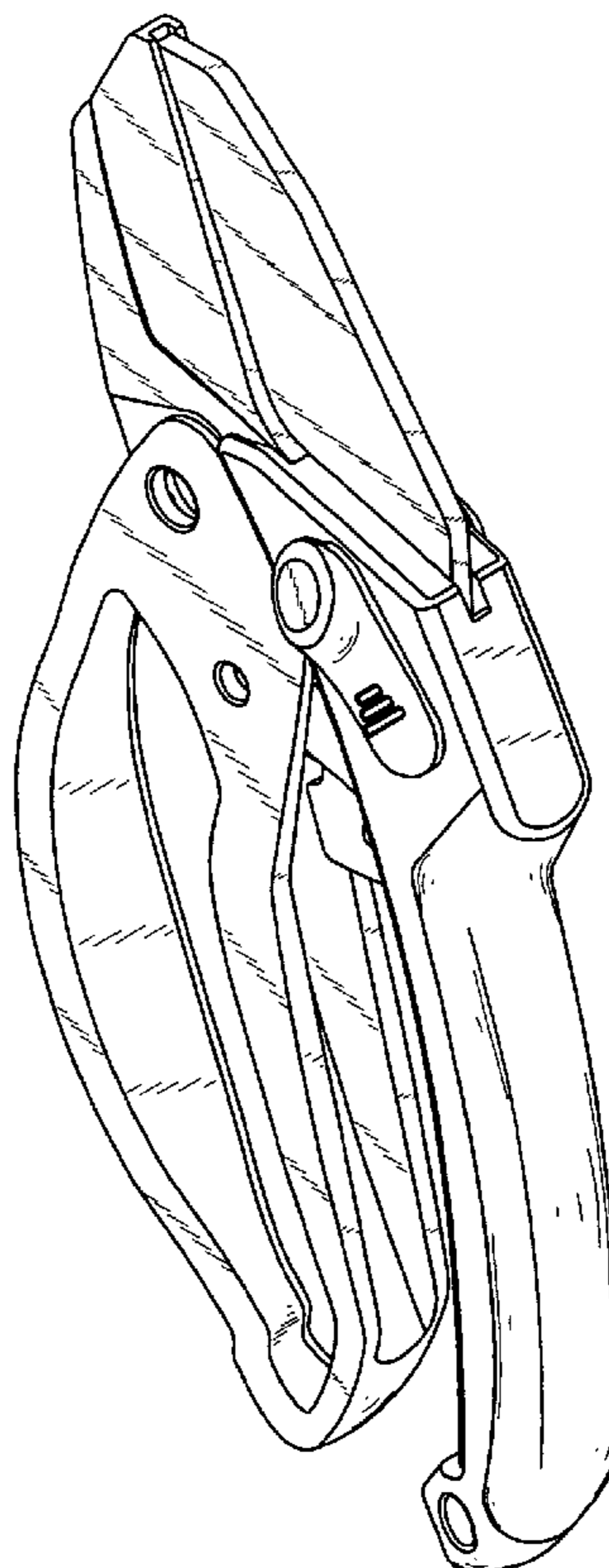
FIG. 4 is a left side elevational view thereof;

FIG. 5 is a right side elevational view thereof;

FIG. 6 is a top plan view thereof; and,

FIG. 7 is a bottom plan view thereof.

1 Claim, 5 Drawing Sheets



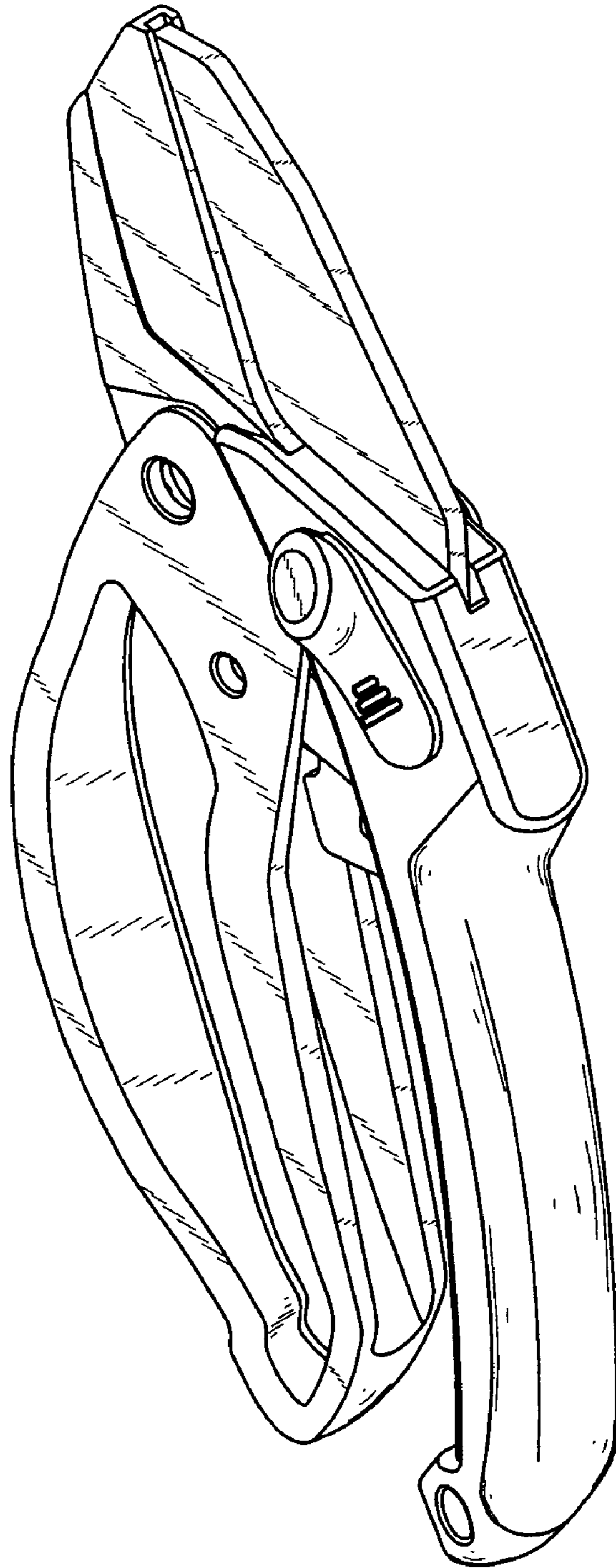


FIG. 1

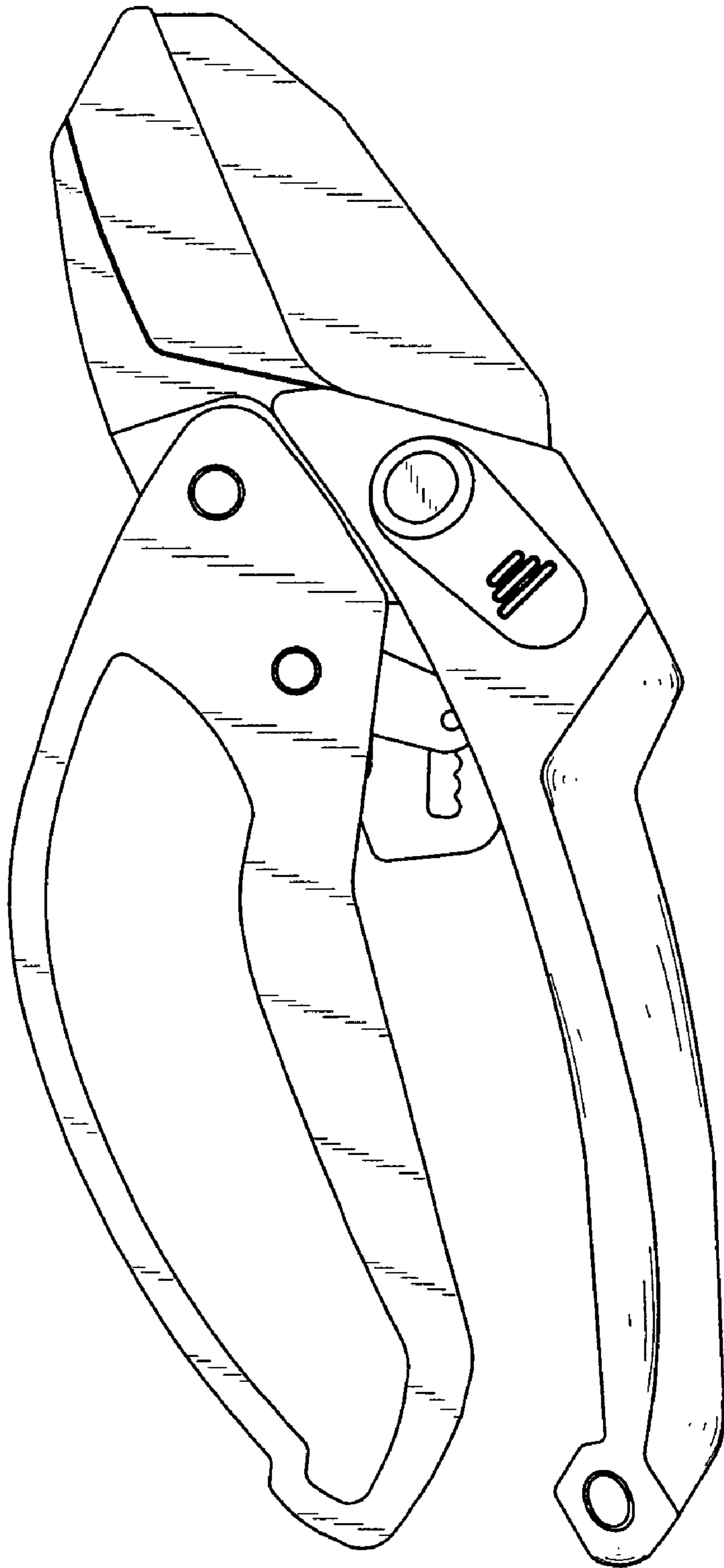


FIG. 2

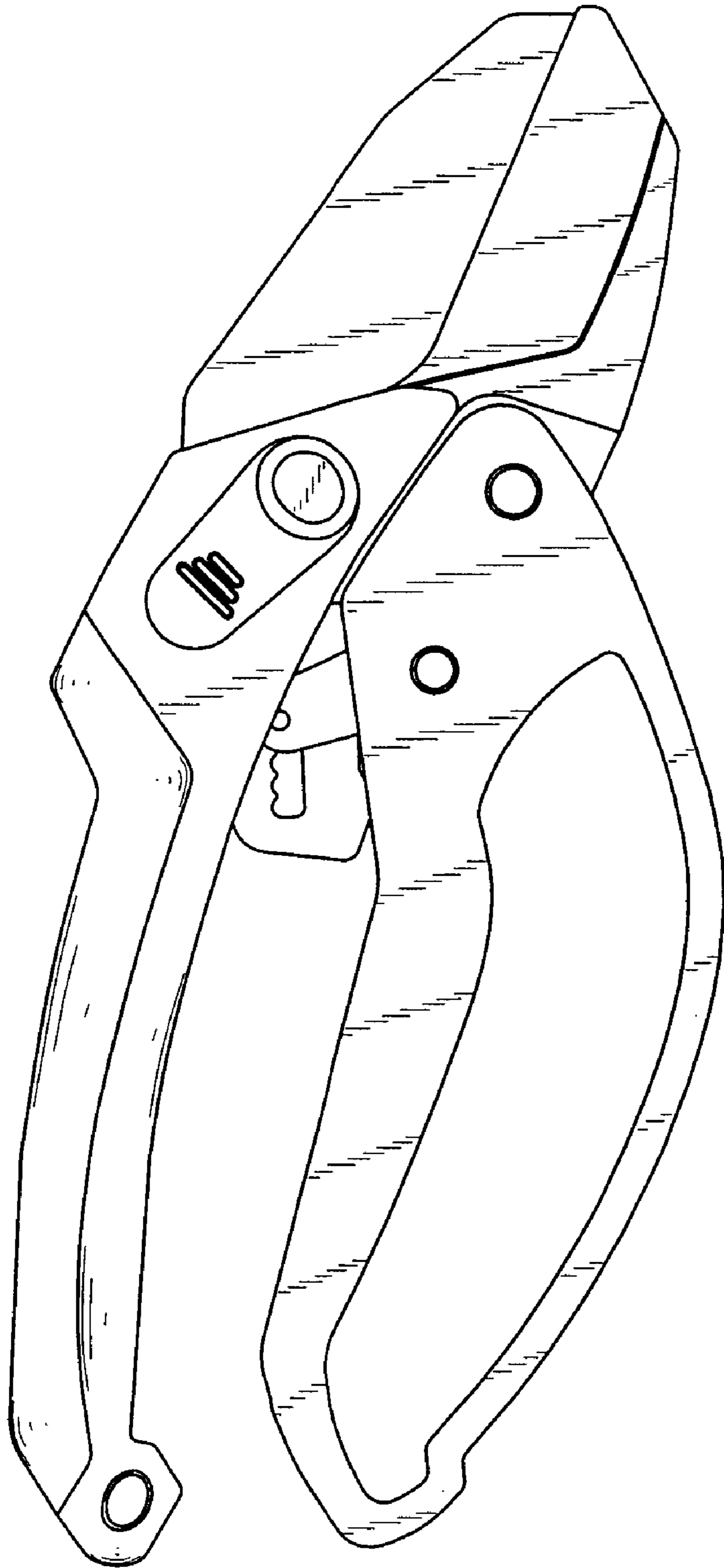


FIG. 3

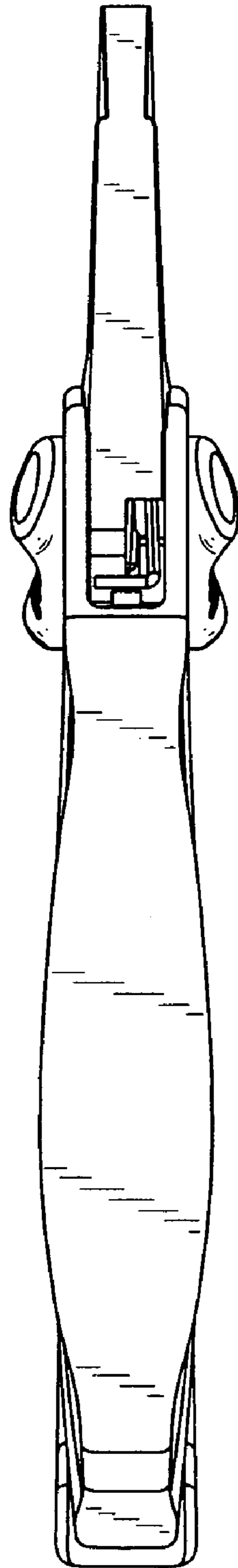


FIG. 4

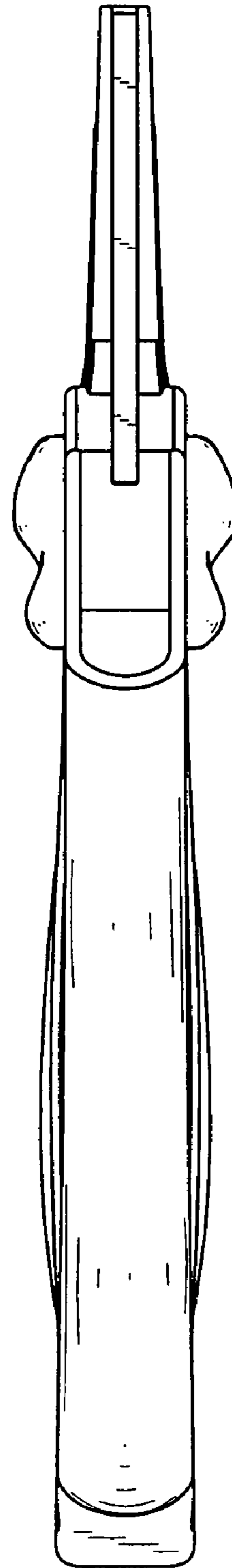


FIG. 5

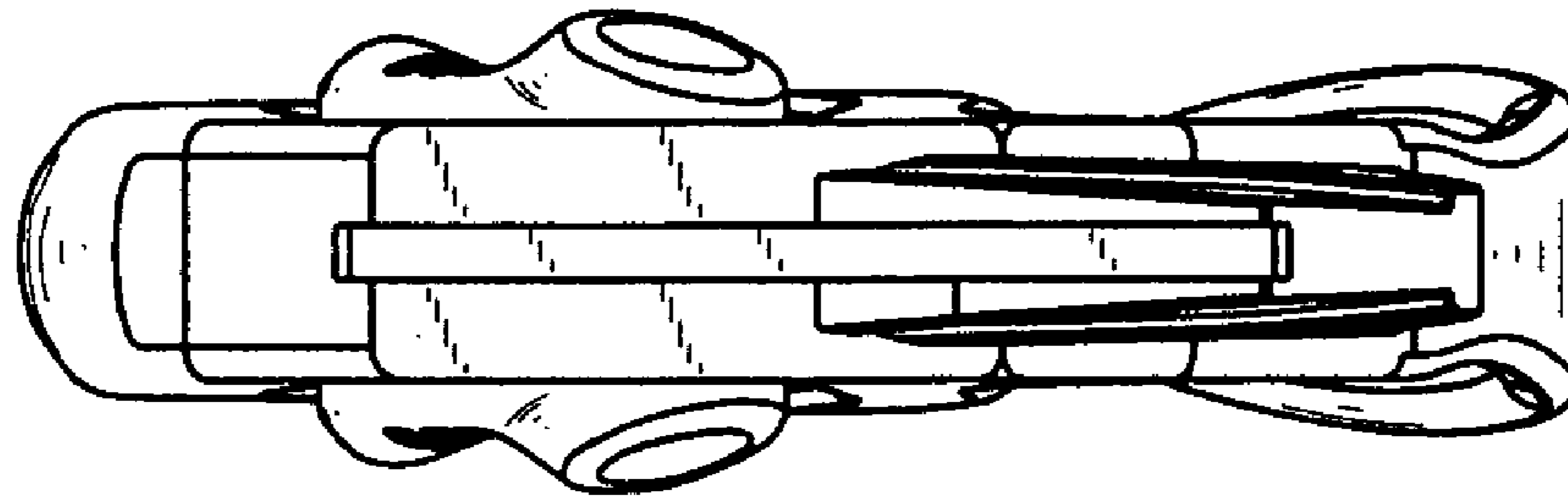


FIG. 6

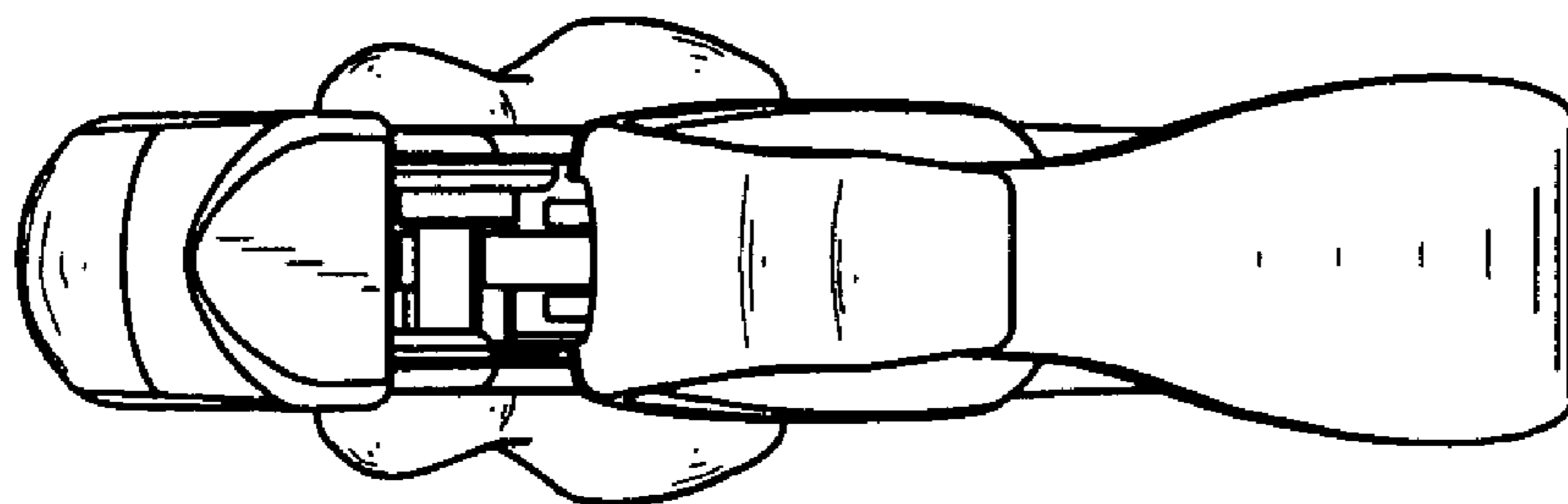


FIG. 7