

US00D545628S

(12) **United States Design Patent**
Serra

(10) **Patent No.:** **US D545,628 S**

(45) **Date of Patent:** **** Jul. 3, 2007**

(54) **COVERED CASSEROLE**

(75) Inventor: **Daniel Serra**, Sydney (AU)

(73) Assignee: **WKI Holding Company, Inc.**,
Rosemont, IL (US)

(**) Term: **14 Years**

(21) Appl. No.: **29/254,140**

(22) Filed: **Feb. 17, 2006**

(51) **LOC (8) Cl.** **07-01**

(52) **U.S. Cl.** **D7/538; D7/560; D7/542;**
D7/360; D7/545

(58) **Field of Classification Search** **D7/500,**
D7/510, 511, 523, 524, 526, 527, 528, 530-532,
D7/538-542, 560-562, 568, 545, 584, 586,
D7/587, 601, 602, 608, 354-358, 565, 691,
D7/570-575, 323, 392.1, 547, 566, 396.4,
D7/396.5; D9/500, 502, 504, 516, 535, 539,
D9/555, 738, 739

See application file for complete search history.

(56) **References Cited**

U.S. PATENT DOCUMENTS

70,427	A	*	11/1867	Fallows	220/671
D52,727	S	*	12/1918	Beiswanger	D7/540
D78,079	S	*	3/1929	Bernardaud	D7/542
D186,852	S	*	12/1959	Stickney	D7/560
D256,762	S	*	9/1980	Scott	D7/360
D285,515	S	*	9/1986	Papciak	D7/509
D338,302	S	*	8/1993	Shafer	D34/1
D371,938	S	*	7/1996	Davis	D7/540
D452,821	S	*	1/2002	Westphal	D9/429

D473,426	S	*	4/2003	Jalet et al.	D7/545
D479,806	S	*	9/2003	Nilsson	D10/46.2
D493,668	S	*	8/2004	Hsu	D7/531
D515,872	S	*	2/2006	Vendl et al.	D7/545

* cited by examiner

Primary Examiner—Philip S. Hyder

Assistant Examiner—Cynthia Underwood

(74) *Attorney, Agent, or Firm*—McDermott Will & Emery, LLP.

(57) **CLAIM**

I claim the ornamental design for a covered casserole, as shown and described.

DESCRIPTION

FIG. 1 is a perspective view of a covered casserole according to the new design;

FIG. 2 is a right side view of the covered casserole shown in FIG. 1, the left side being a mirror image thereof;

FIG. 3 is a top view of the covered casserole shown in FIG. 1;

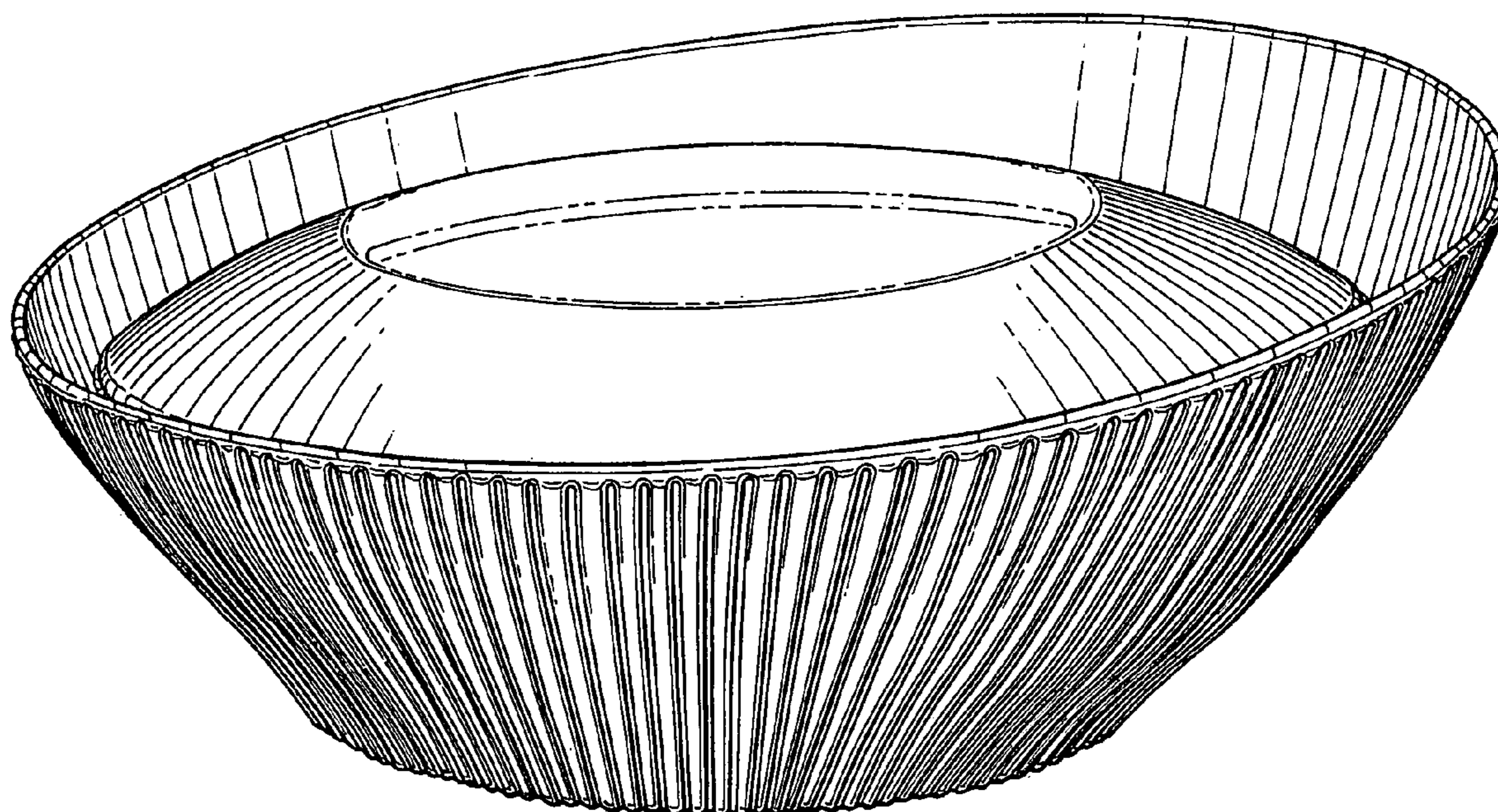
FIG. 4 is a front view of the covered casserole shown in FIG. 1;

FIG. 5 is a rear view of the covered casserole shown in FIG. 1; and,

FIG. 6 is a bottom view of the covered casserole shown in FIG. 1.

Features shown in broken lines in the drawings are not part of the claim.

1 Claim, 4 Drawing Sheets



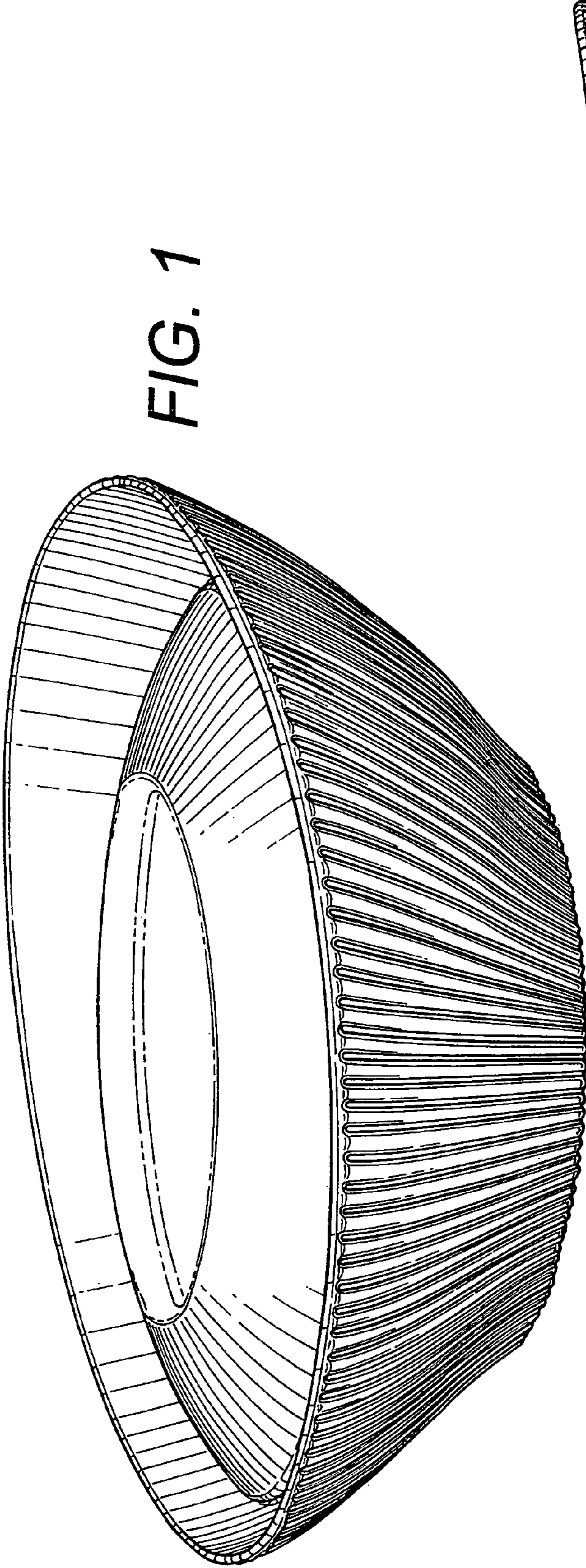


FIG. 1

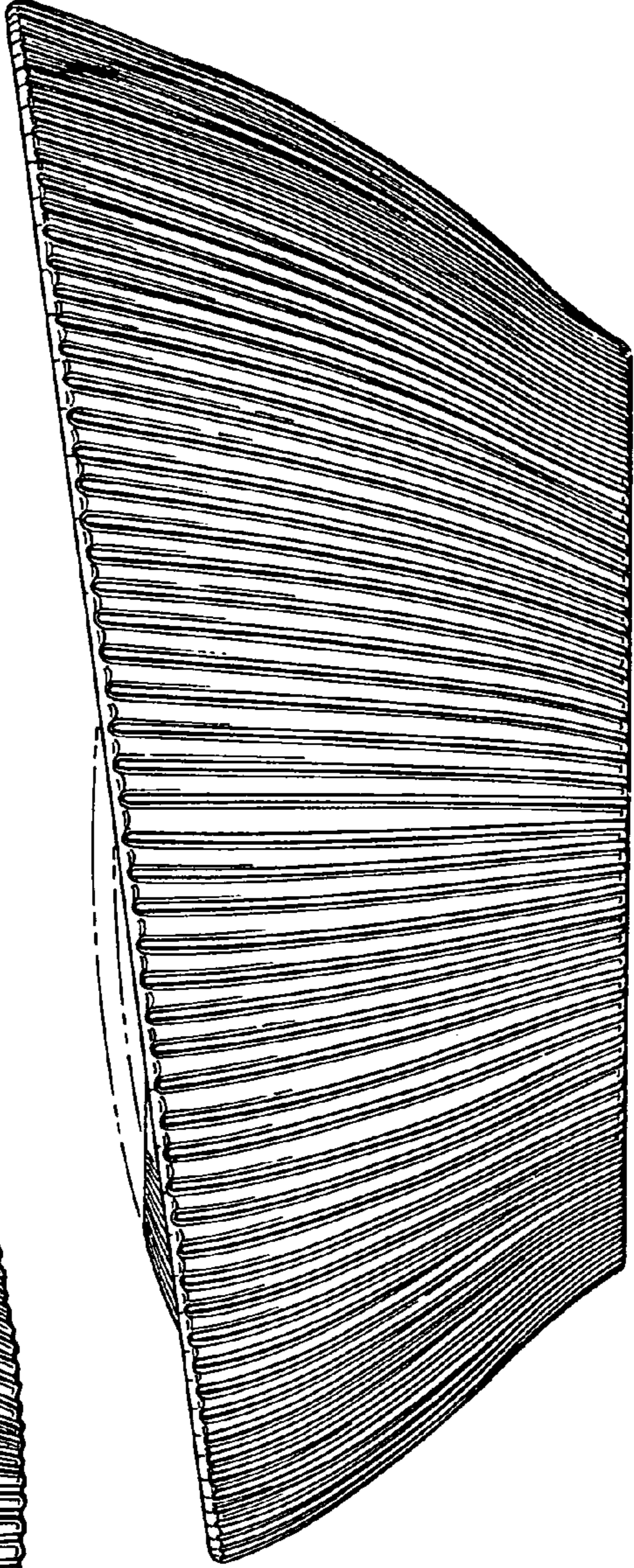


FIG. 2

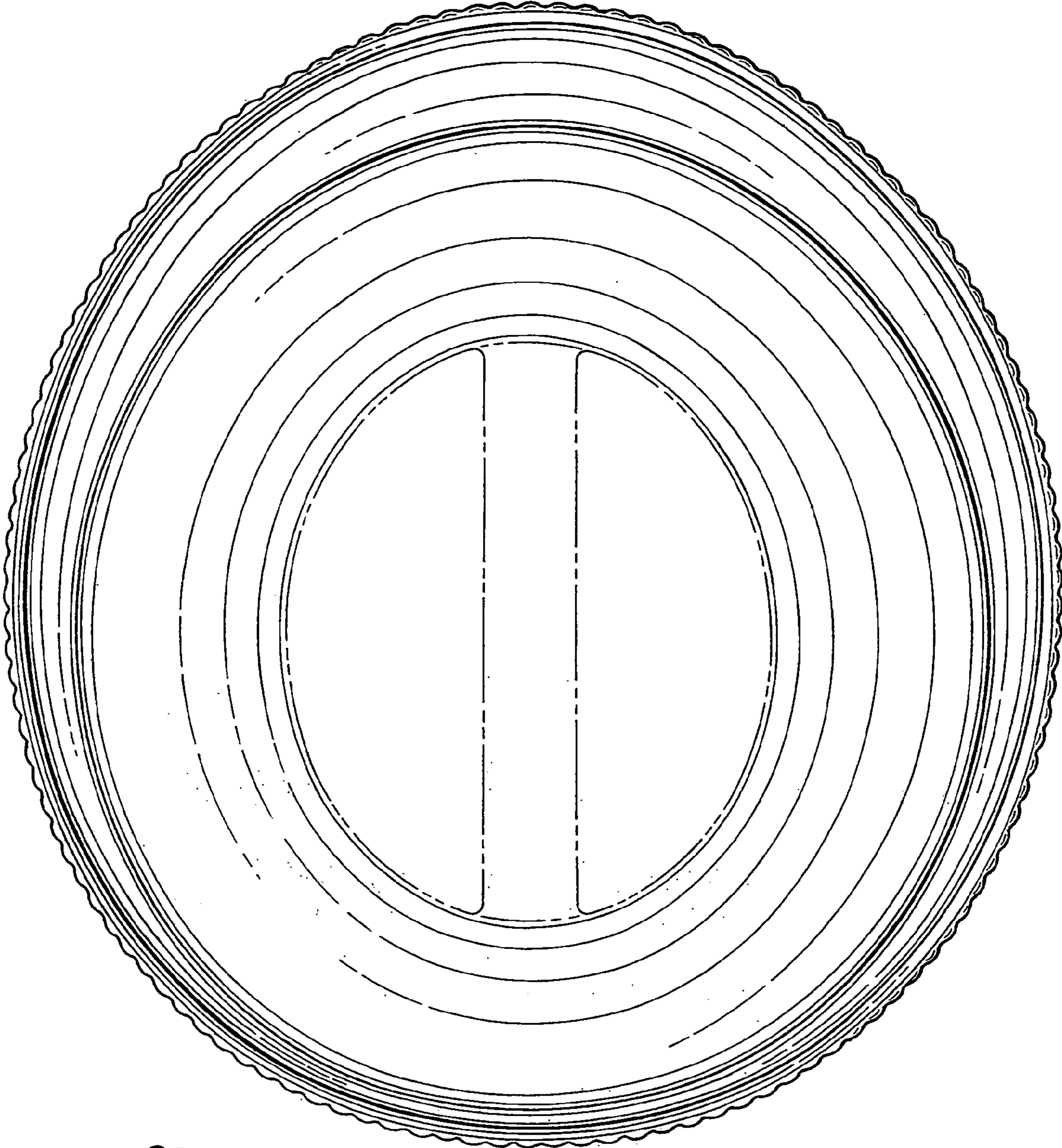


FIG. 3




FIG. 4




FIG. 5




FIG. 6