

US00D545613S

(12) **United States Design Patent**
Lion et al.

(10) **Patent No.:** **US D545,613 S**

(45) **Date of Patent:** **** Jul. 3, 2007**

(54) **WARMER STEAMER**

(75) Inventors: **Mathieu Lion**, Paris (FR); **Lucas Bignon**, Cachan (FR)

(73) Assignee: **Mastrad SA**, Paris (FR)

(**) Term: **14 Years**

(21) Appl. No.: **29/259,906**

(22) Filed: **May 17, 2006**

(51) **LOC (8) Cl.** **07-02**

(52) **U.S. Cl.** **D7/354**

(58) **Field of Classification Search** D7/323,
D7/354, 356-360, 392.1, 538, 542, 545;
99/324, 325, 339, 357, 395, 410, 422; 126/19 R,
126/20, 275 R, 275 E, 369, 377; 219/620-622,
219/385, 386; 220/573.1-574

See application file for complete search history.

(56) **References Cited**

U.S. PATENT DOCUMENTS

- D113,632 S * 3/1939 Howlett D7/360
- D206,452 S * 12/1966 Latham D7/542
- D253,574 S * 12/1979 Anderson, Jr. D7/356
- D287,207 S * 12/1986 Daenen et al. D7/392.1
- D287,208 S * 12/1986 Daenen et al. D7/392.1
- D333,754 S * 3/1993 Conti D7/392.1
- D338,373 S * 8/1993 Sun D7/540
- D352,423 S * 11/1994 Laib D7/538
- D416,754 S * 11/1999 Laib D7/392.1
- D421,202 S * 2/2000 Demers D7/538
- D431,420 S * 10/2000 Susta D7/545
- D470,714 S * 2/2003 Kloppsteck D7/360
- D475,893 S * 6/2003 Hottenroth et al. D7/542
- D476,851 S * 7/2003 Wuestman D7/542

- D477,970 S * 8/2003 Thonis D7/542
- D480,908 S * 10/2003 Krasne D7/354
- D482,573 S * 11/2003 Miller D7/542
- D484,745 S * 1/2004 Watson D7/545
- D511,268 S * 11/2005 Ryan D7/360
- D511,938 S * 11/2005 Watson D7/542

OTHER PUBLICATIONS

SiliconeZone Website via WayBack Machine <http://web.archive.org/web/20050830015954/http://www.siliconezone.com/> Aug. 30, 2005, Warmer Steamer.*

SILICONEZONE; Website advertisement of Warmer Steamer; Apr. 26, 2006; 2 pages.

* cited by examiner

Primary Examiner—Cathron C. Brooks

Assistant Examiner—Ricky Pham

(74) *Attorney, Agent, or Firm*—Mark Montague, Esq.; Cowan, Liebowitz & Latman, P.C.

(57) **CLAIM**

The ornamental design for a warmer steamer, as shown and described.

DESCRIPTION

FIG. 1 is a perspective view of the warmer steamer of the present invention;

FIG. 2 is a front elevational view thereof;

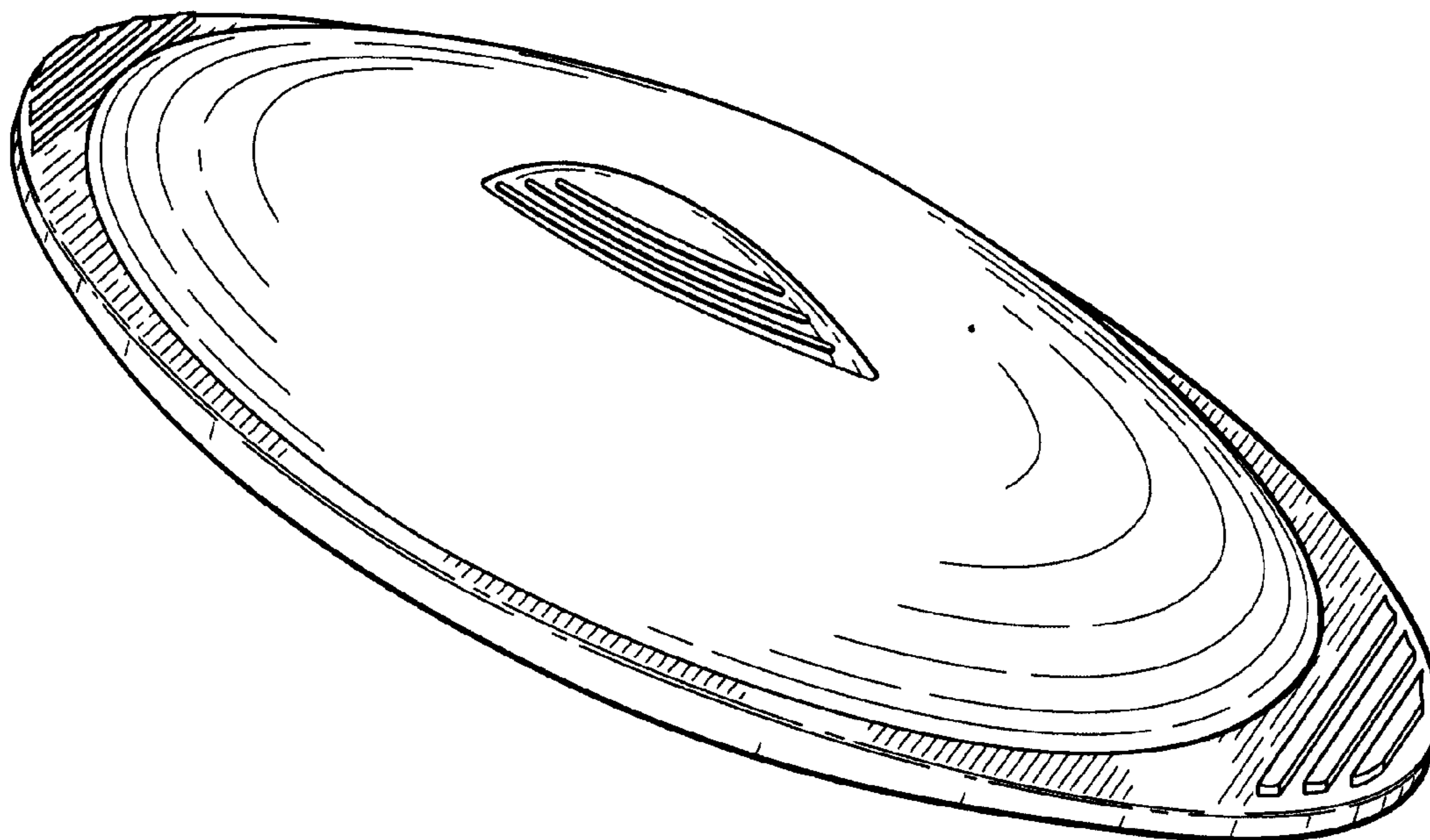
FIG. 3 is a side elevational view thereof;

FIG. 4 is a top plan view thereof;

FIG. 5 is a bottom plan view thereof; and,

FIG. 6 is a perspective view of the warmer steamer, with the cover shown separately for completeness of illustration.

1 Claim, 4 Drawing Sheets



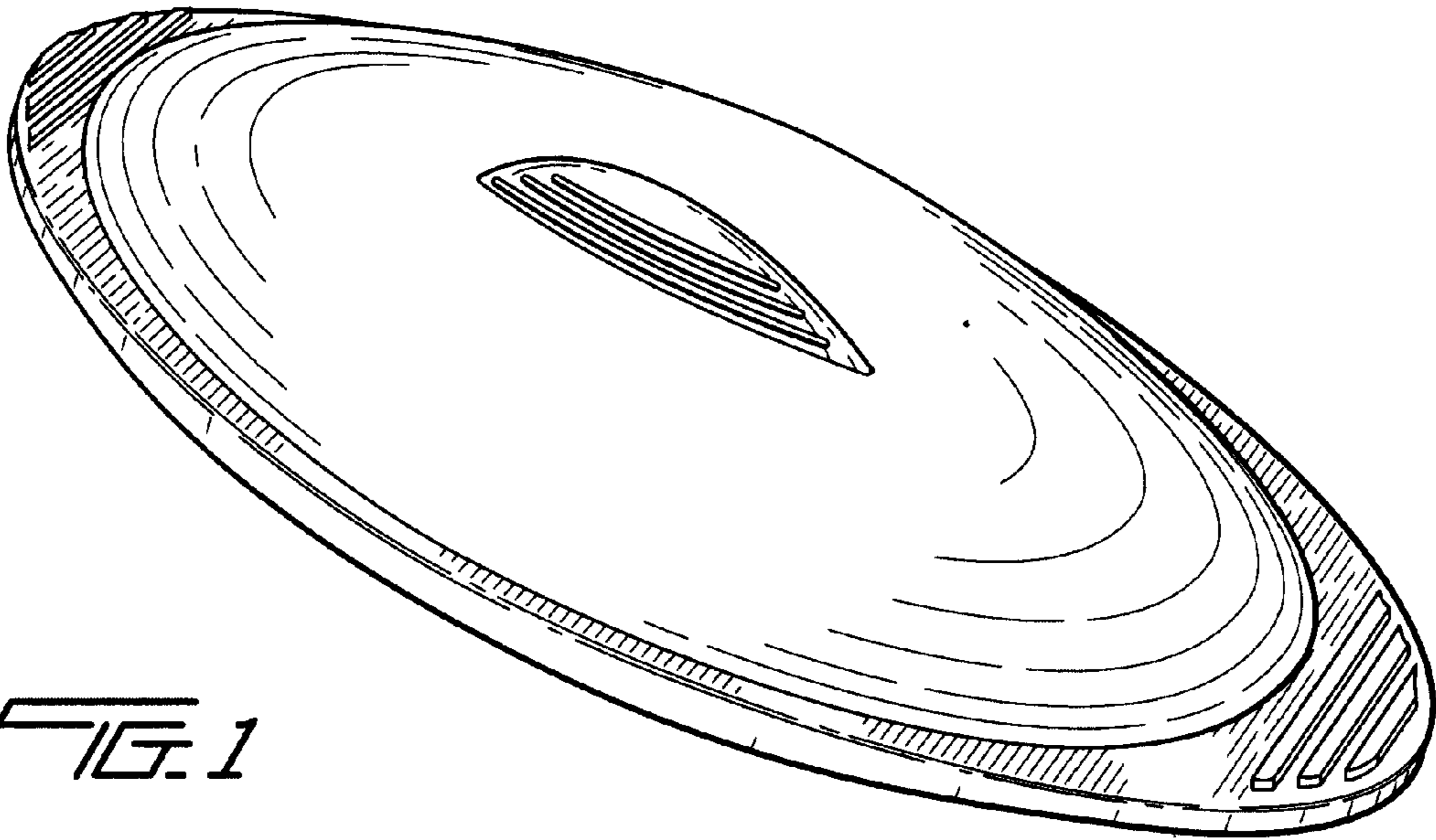


FIG. 1

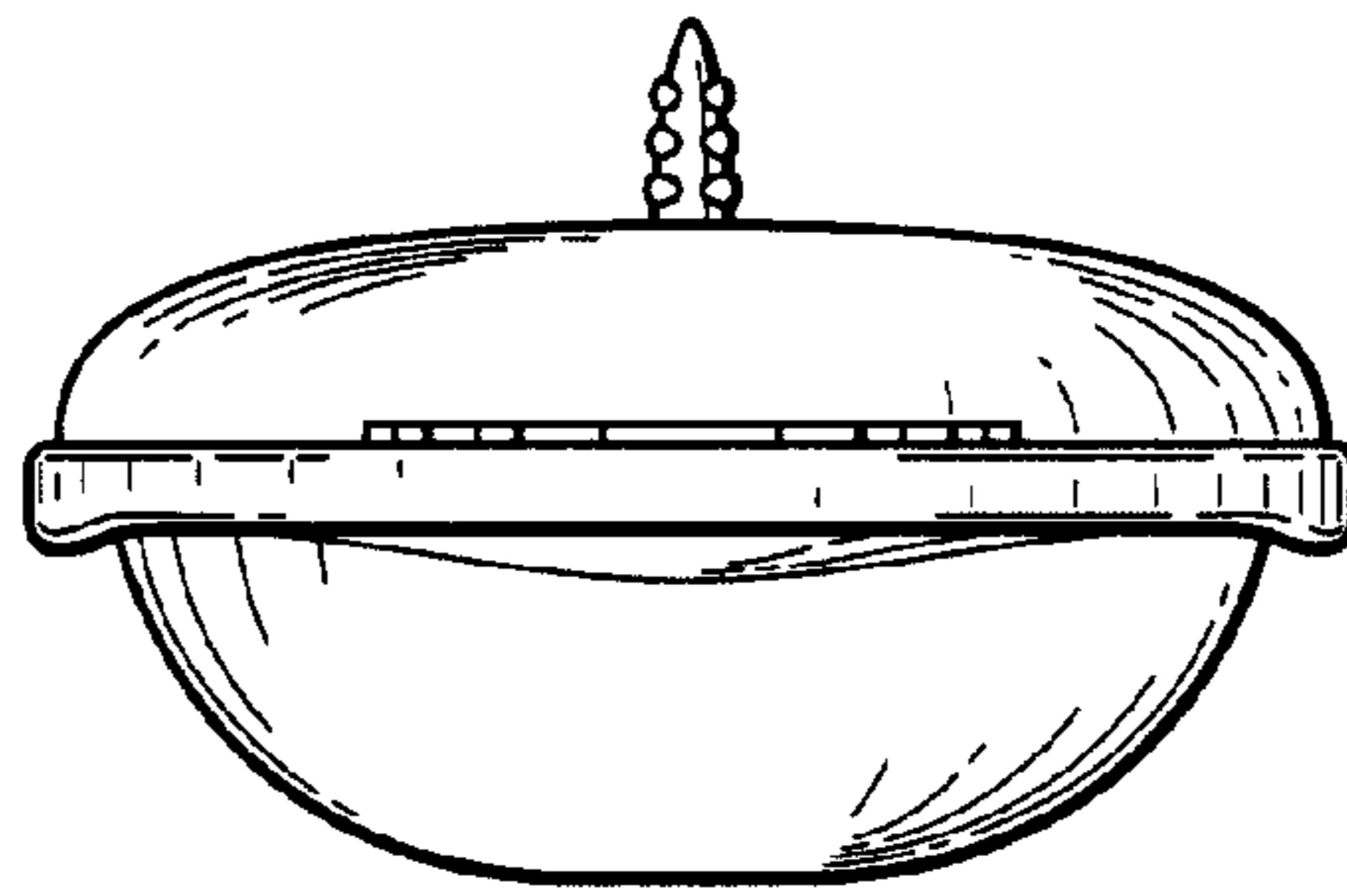


FIG. 2

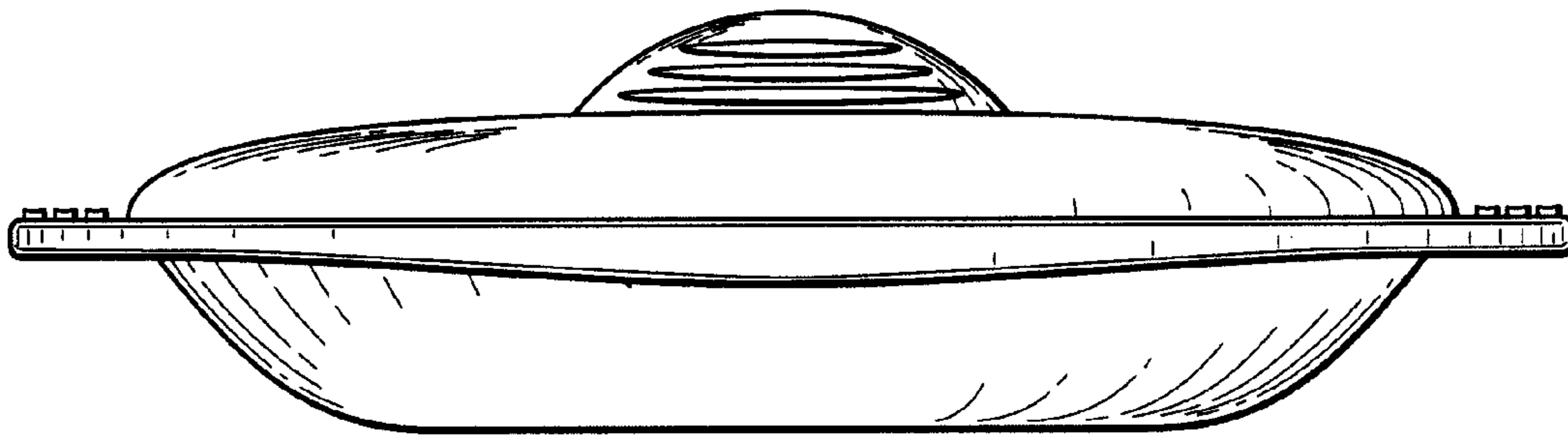


FIG. 3

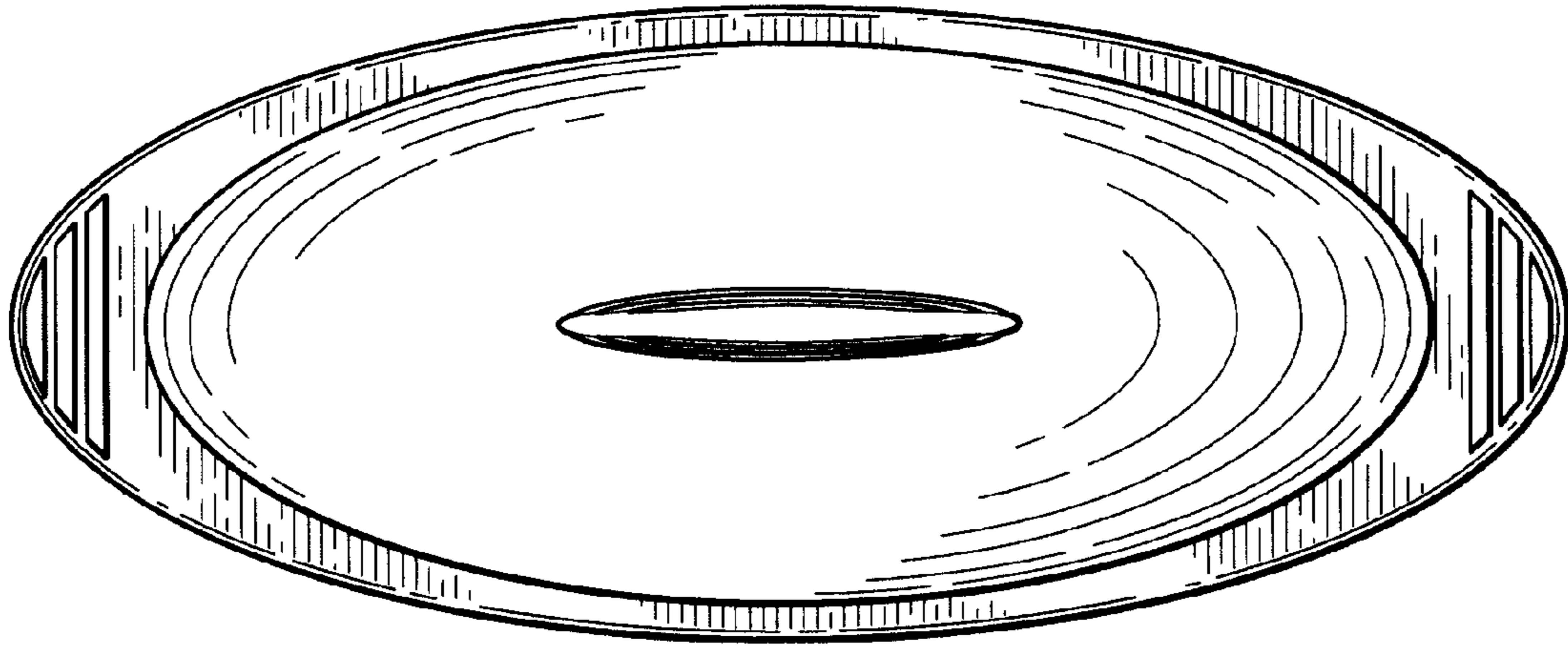


FIG. 4

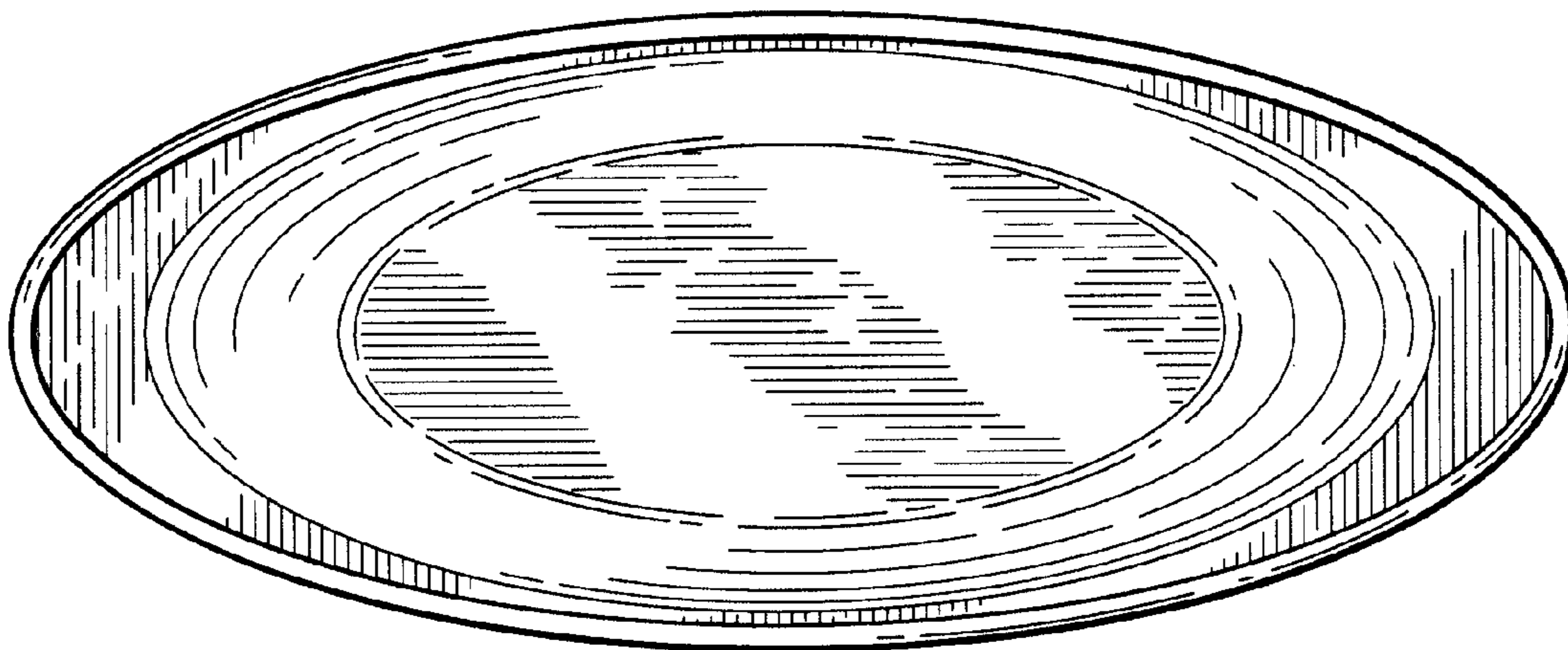


FIG. 5

